

HOPE FOR KIDS

THE GOOD NEWS

PASSPORT



name

TEACHER'S BOOK


Letter from the President

Children have their whole lives ahead of them. And everywhere they go they meet people. Have you ever thought about just how many people one child interacts with throughout the course of his or her life? The best part is that if that child is equipped with the Gospel, then the Gospel goes everywhere they go.

Evangelism Explosion for Kids (we call it Hope for Kids) has been doing just that—equipping kids with the Gospel. The Hope for Kids training has the potential of reaching millions of kids for Christ. It took the best of two ministries, Evangelism Explosion International and OneHope, both dedicated to reaching children all over the world, to unite together to make this happen.

The importance of reaching kids for Christ cannot be understated. Children are a vibrant part of the church today and in the future. They do not need to be entertained. They do not need only character and scripture study. They need to know the Gospel well enough to have it impact their personal lives and they need to know how to share the Gospel with others. What Hope for Kids has taught us all is that kids CAN grasp the Gospel message, share it with others, teach others how to share it, and have impact for the Kingdom. The partnership between EE and OneHope is indeed a partnership made in Heaven.

God bless you as you embark on the greatest adventure of all, equipping kids with the Gospel, and giving hope to millions of kids around the world.



Rev. John B. Sorensen
President, Evangelism Explosion International



Hope for Kids Teacher's Book
North America EE-TB (Evangelism Explosion Teacher's Book): ISBN 978-1-59480-480-9
Copyright © 2010 Evangelism Explosion International

All rights reserved including translations. Not to be reproduced in any form, except where specifically noted, without prior written permission.

All Scripture quotations are taken from the HOLY BIBLE, NEW INTERNATIONAL VERSION®. NIV®. Copyright ©1973, 1978, 1984 by International Bible Society. Used by permission of Zondervan.

All rights reserved

Hope for Kids Teacher's Book

Table of Contents	Page
Letter from the President	Inside Cover
Table of Contents.....	1
Orientation	2
Introduction.....	2
The Purpose of Hope for Kids.....	2
Biblical Basis of Hope for Kids	2
Hope for Kids Teaching Approach.....	3
Learning and Retention Pyramid.....	3
Hope for Kids Teaching Methods.....	4
How Does Hope for Kids Work?	4
The Basic Elements of Hope for Kids Training	5
Suggested Hope for Kids Lesson Plan	6
Teaching Units	7
Unit 1: Scripture Games	7
Unit 2: Interview.....	13
Unit 3: The Gospel Path	17
Unit 4: The Good News.....	20
Unit 5: Let's Talk.....	24
Unit 6: Heaven.....	31
Unit 7: Sin	36
Unit 8: God.....	40
Unit 9: Christ.....	44
Unit 10: Faith.....	49
Unit 11: Response.....	52
Unit 12: Growing In Jesus.....	55
Implementation	59
Hope for Kids Implementation Worksheet.....	59
My Hope for Kids Semester Chart.....	61
Supplements	62
Hope for Kids Gospel Pathway.....	62
The Complete Hope for Kids Gospel Pathway Expanded.....	63
Evangelism Explosion International Statement of Faith and Principles	Inside Back Cover

ORIENTATION

Introduction

Welcome to the Hope for Kids training. This ministry has been developed through a partnership between Evangelism Explosion International and OneHope. Through Hope for Kids, we believe that children can deepen their understanding of the Gospel and that they can share it with others.

The Purpose of Hope for Kids

The purpose of Hope for Kids is to glorify God by

- equipping adults worldwide to teach children the Gospel, and to
 - clarify the Gospel for children,
 - bring children to saving faith in Jesus Christ, and
 - assist children to become witnesses for the Lord Jesus Christ.

Biblical Basis of Hope for Kids

- Every Christian is to be a witness. (Mark 1:17, Acts 1:8)
- Christians need to be equipped to share the Gospel. (Ephesians 4:11-12)
- Equipping is best done by on-the-job training. (Mark 3:14)
- Training soul winners is more important than merely winning souls. (2 Timothy 2:2)
- Children are a gift from the Lord. (Psalm 127:3)
- Children have a special place in Jesus' heart. (Mark 10:13-16)
- The truths that adults have learned from the Gospel must be passed on to successive generations. (Psalm 78:1-7)
- Children need to understand the Gospel and experience salvation at an early age. (2 Timothy 3:14-15)
- Children can and should be trained to share the Gospel with others. (1 Peter 3:15)
- As a model for children, Jesus, at an early age, began serving His Father. (Luke 2:41-52)

These biblical truths are the very heart of the Hope for Kids ministry. As you read this manual and use the Hope for Kids materials, we trust you will see how these principles operate throughout it.

Hope for Kids Teaching Approach

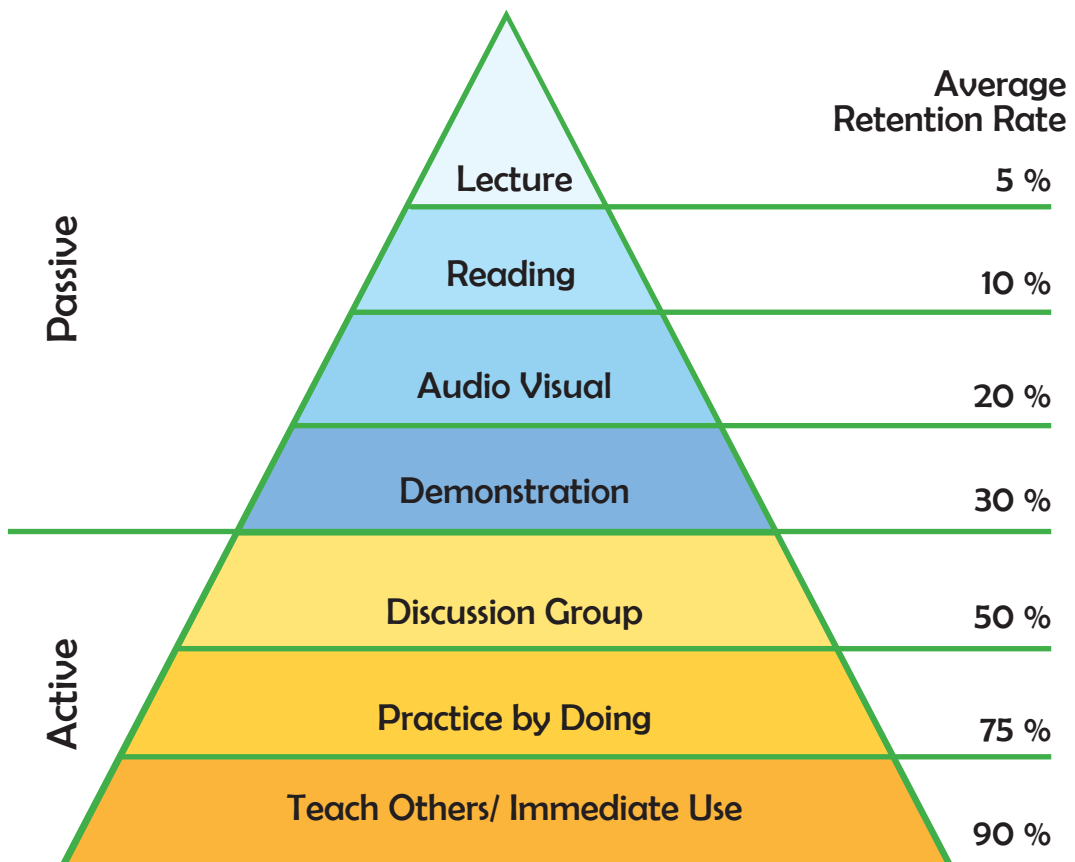
In planning Hope for Kids, you should think of the total experience you want your children to have while they are with you. Therefore, the atmosphere and attitudes of those people teaching and sharing are as important as the “lesson,” maybe more!

Children’s Learning Styles and the Learning and Retention Pyramid

Hope for Kids learning styles are based on the use of seeing, hearing, movement, “touch and feel” and printed materials. Although children generally prefer one learning style to another, using a variety enhances learning. Therefore, Hope for Kids has developed a complete set of visual materials, illustrations, discussions, and practicing for use in teaching children the Gospel Pathway. For example, in every unit, the children make or are given a Take Home Item that provides a practical illustration of one of the main concepts they learned during that unit. They are encouraged to use the Take Home Item to share with others what they have learned.

The “Learning and Retention Pyramid” shows a comparison of different learning styles and the importance of using active learning in teaching children.

Learning and Retention Pyramid



Hope for Kids Teaching Methods

1. Hope for Kids is Interactive

At the very first session we introduce the children to the concept that the Word of God is powerful. By using interactive songs and games to learn Bible verses that are part of the Gospel Pathway we engage children's hearing and movement learning abilities and help them to memorize the Scriptures more effectively.

Through discussions and activities during the teaching time and the team time when the Activity Book is used, Hope for Kids provides children with opportunities to interact with each other, with their team leaders and with the teacher. They interact with the materials by making Take Home Items. Storytelling is an effective learning method. Stories and illustrations help to clarify the Gospel message for children. The children interact by using the illustrations, practicing the Gospel Pathway, and sharing the Gospel.

2. Hope for Kids is Relational

Hope for Kids provides opportunities for children to relate to the adults and youth who are their team leaders. Children need and are looking for strong role models. They want genuine relationships with adults who they can trust and with whom they can communicate. In some cases, children may lack a strong bond with their parents, and yet still need to establish good relationships with trustworthy adults.

How Does Hope for Kids Work?

Hope for Kids Training

for Adults

- For children's leaders, pastors, teachers and parents
- A qualified Hope for Kids workshop leader, or Hope for Kids Children's Consultant leads the workshop at a central location
- Equipping adults to:
 1. Explain the Gospel clearly to children
 2. Bring children to faith in Christ
 3. Equip children to share the Gospel with others

Local Training

for Children and Adult Team Leaders

- For children at your church or school
- You, the Hope for Kids teacher, lead the training with the help of your team leaders
- Equipping the children for:
 1. Understanding the Gospel message
 2. Coming to saving faith in Christ Jesus
 3. Sharing the Gospel with others

The Basic Elements of Hope for Kids Training

Hope for Kids is based on concepts found in **Evangelism Explosion** developed by Dr. D. James Kennedy, yet it is distinctive in its methods and approach. It incorporates principles of teaching that recognize the needs of children.

1. Prayer Partners

Prayer partners could be parents, other church members, or Christian friends. The prayer partners are a powerful support for the ministry. Pray for and with the children. Pray also for your planning and your team leaders.

2. Team Leaders

Helpers in Hope for Kids are called Team Leaders. They should be trustworthy and responsible people. You should know their backgrounds and see evidence of their love for children. They can be parents or other church members. Meet with your Team Leaders before the start of the ministry and before each lesson, and delegate responsibilities to them.

3. Lessons

Lessons for Hope for Kids are short and interactive. Learning is repetitive and hands on. The Take Home Items and illustrations add to the children's understanding gained from the lessons.

4. Hope for Kids Gospel Pathway

The foundation for Hope for Kids is the Hope for Kids Gospel Pathway, attached as a supplement.

5. On-the-Job Training (OJT)

In Hope for Kids on-the-job-training (OJT) begins as children share what they have learned and participate in role-playing. In this way the children develop their understanding and experience of their growing personal faith in Christ. What they have learned, they are encouraged to share at their homes and schools, thus giving them practice at sharing the Gospel. The Take Home Items in each unit give the children a starting point to share what they have learned.

The goal of OJT is lifestyle evangelism. Children and Hope for Kids team leaders can visit places like schools, orphanages, parks, Bible clubs, or outreach events during their on-the-job training. When going somewhere for OJT, please remember that it should always be safe, structured and supervised.

A great idea for on-the-job-training is to encourage children to invite ten of their friends to a special viewing of the God/Man movie. This fifty-minute long animated movie was produced by OneHope and it is a wonderful way of spreading the Good News. After the movie children can share the Gospel with their friends and give each of their friends a copy of the Pathway to Hope book.

Suggested Hope for Kids Lesson Plan

The Hope for Kids Lesson Plan serves as a guideline for teaching each unit:

Lesson Goals

- Every Unit has its own lesson goals.
- The lesson goal is the “target” you want to hit when teaching.

Welcome

- Welcome children.
- Every Unit has a different setting with a welcome surprise.

Prayer, Praise and Song:

- Acknowledge God in prayer, praise and song at the beginning of each lesson.
- Prayer is essential in Hope for Kids. Pray as you prepare to teach and pray for and with the children.

Review

- Encourage children to share what they have learned in the previous lesson and how they used their Take Home Items to share what they have learned.
- Recite the Scripture verses.
- Always review the main teaching points of the previous lesson.
- Review the Gospel Pathway incrementally.

Teaching Points

- Teach the main points of this lesson.

Stories/Drama /Illustrations

- Stories provide creative ways to act out, or illustrate the main truths, so that the children can better understand the teaching points

Memorize

- Recite the memory part of the Gospel Pathway with hand actions.

Team Time

- Team time helps children to process internally what they have learned. It helps them to develop their own understanding and to express themselves. During team time complete the activities in the Activity Book, make the crafts, help with memorization and practice hand actions. Pray together.


Craft/Take Home Item (Refer to the Activity Book)

- Explain how the Take Home Items reinforce the truth they have learned. It is to remind them of what they have learned and to share that with their family and friends. With each lesson emphasize that the Craft or Take Home Item is a Witnessing Tool to talk about Jesus.

Prayer and Praise

- Close the lesson with prayer and song.

TEACHING UNITS



Unit 1: Scripture Games



Unit 1: Scripture Fun Fair pp. 21-28

Lesson Goals

- Children and parents are welcomed to Hope for Kids.
- Children are introduced to the Scriptures in the Hope for Kids Gospel Pathway.
- Children understand that God's Word is powerful and it is absolute truth.

Welcome, Prayer, Praise and Song

Decorations to welcome children and parents

Teacher and Team Leader Preparation

- Introduction

The verses learned during the Scripture Games are foundational to Hope for Kids. These verses support the Gospel Pathway of Heaven, Sin, God, Christ, Faith and Response. Scripture Games activities and verse recitation blend fun and biblical truth into a positive learning experience. The primary objective of the Scripture Games is to provide activities that children enjoy while they begin to learn the Bible verses in the Gospel Pathway.

- Set-up of Games

A suggested arrangement would be to place the activity games on either side of the room along the walls. A U-shaped arrangement also may be used. Festively decorate the area. Outdoor Scripture Games on church or school property is another option, and games may be adapted. Ask a leader to be the official "timer" and blow the whistle to rotate every 3-5 minutes.

Teacher's Note:

Consider any children with special needs. Ensure all activities are age and culturally friendly. Be creative and try to relate the games to the truth of the scripture verse, or to the main illustration used in each section.

Teaching Points

Scripture: Proverbs 3:5-6

The teacher leads the class in reciting Proverbs 3:5-6, explaining that we can acknowledge and praise God through His Word. Recite together with actions. Use this key verse often at the start of your Hope for Kids lessons.

Proverbs 3 : 5-6

*Trust in the LORD with all your heart;
and lean not on your own understanding.
In all your ways acknowledge Him,
and He will make your paths straight.*

Introduce: Power Pack (Activity Book Craft Pages)

(Remove and hide the batteries/power pack from flashlight/torchlight prior to sharing with class. This demonstrates there is no light without power.)

Ladies and gentlemen, boys and girls, welcome to our Scripture Games. We hope you have a wonderful time. Today, you're going to learn Scripture verses that are powerful truths of the Gospel message. These Scriptures are listed in your Power Pack. We call this a Power Pack because the Word of God is Powerful. The Bible tells us, "All

Scripture is God-breathed and is useful for teaching, rebuking, correcting and training in righteousness" (2 Timothy 3:16). In the beginning, God created the world by the power of His Word. God's Word is powerful, and it can change hearts and lives. Just like the batteries inside this flashlight/torchlight provide the power to light up a dark room (hold up shining flashlight/torchlight), so it is with the Power Pack of Scriptures you are going to learn today. They will provide power that can light up people's lives with God's truth.



Instructions before the Games

Teacher briefly explains to everyone the procedures for each game.

- In a few minutes you will be put in a small group. Your group will begin at one of the games. Play the game as it is described on the poster, or by your leader, while saying the memory verses out loud at least three times. Move to the next game when you hear the whistle blow.
- Your group will only have a few minutes at each game, so everyone in your group will need to quickly play the game to give all a chance to play.
- When the whistle blows, your group should walk to a game, read the poster and follow the instructions given. Don't worry where you start. Your group will get an opportunity to go to each game. (Have a leader at each game to offer assistance.)
- Ticket or Memory Verse Option - After completing each game, each child may receive a ticket or a memory verse as a reward.
- Before we begin our games, we will put you into groups.

(You should not have more than ten groups; or six groups if the optional verses are not used.)

Suggested Games ^[1-1]

- **Game # 1: Heaven**

“For the wages of sin is death, but the gift of God is eternal life ...”
(Romans 6:23)

Ball Bounce or Hoop

The leader recites the verse to the team members before they begin the game. Each child attempts to bounce a ball down (death) and up (life). Let each child recite the verse three times before giving the next child a turn. You can spin a hoop as an option.

- **Game #2: Heaven / Grace (optional)**

“For it is by grace that you have been saved through faith--and this not from yourselves, it is the gift of God--not by works, so that no one can boast.”
(Ephesians 2:8-9)

Bull's Eye/Target Practice:

The leader recites Ephesians 2:8-9 to the team before they begin the game. Each child throws three balls at a target while reciting the verse. You can draw a circle on the ground and use marbles or coins to toss into the circle as an alternative game.

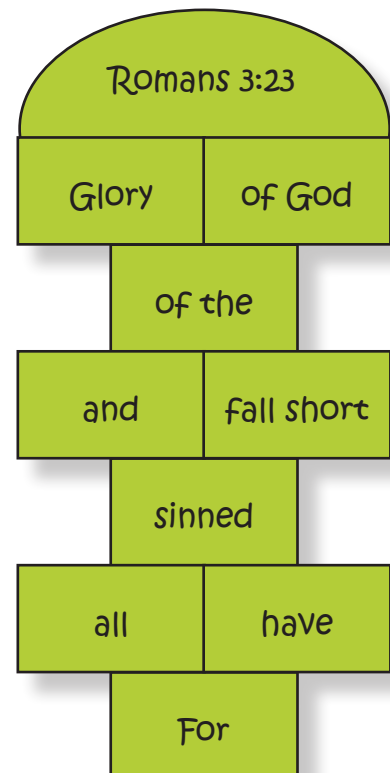
- **Game #3: Sin**

“For all have sinned, and fall short of the glory of God.” (Romans 3:23)

Hopscotch

The leader recites the verse to the team before they begin the game. Make a diagram of the Hopscotch with the words of the verse and display it on the wall or the ground.

Each child takes a turn playing hopscotch while reciting the verse.



^[1-1] Description of Games See CD for more suggestions [RKTGR pg. 25-28]

- **Game #4: Sin (optional)**

“Be perfect, therefore, as your Heavenly Father is perfect.” (Matthew 5:48)

Long Jump

The leader recites the verse to the team before they begin the game. A fifteen-foot (five meters) broad jump is marked off with tape, or a stick. Each child stands behind one strip of tape and attempts to jump to the other strip fifteen feet (5m) away. The leader marks the foot landing of each child. Be sure to make the long jump far enough that no child makes a perfect jump. If space is limited they can do a vertical jump to reach a high mark.

- **Game #5: God**

“God is love.” (1 John 4:8b)

“Yet He does not leave the guilty unpunished.” (Exodus 34:7b)

Three-Legged Race

The leader recites verses to the team before they begin the game. Children are paired up and each child’s inner leg is tied together for a three-legged foot race. As the children quickly walk across a set distance, they recite together: “God is love. Yet He does not leave the guilty unpunished.”

- **Game #6: God (optional)**

“Your eyes are too pure to look on evil; You cannot tolerate wrong.”
(Habakkuk 1:13a)

Maze

A maze is formed by marking a pattern with chalk, masking tape or sticks on the floor or ground. Each child walks through the maze while the group says the verse. The child cannot step off the maze until he reaches an exit point at the same time the verse is finished.

- **Game #7: Christ**

“For God so loved the world that He gave His one and only Son, that whoever believes in Him shall not perish, but have eternal life.” (John 3:16)

Jump Rope

The leaders recite the verse to the team before they begin the game. The children jump rope while reciting the verse. An alternative is to use a stick instead of a rope. Each child takes a turn jumping continuously from one side of the stick to the other while saying the verse.

- **Game #8: Christ (optional)**

“The LORD has laid on Him (Jesus) the iniquity (sins) of us all.”
(Isaiah 53:6)

Balancing

The leader recites the verse before the team begins the game and explains that this means God was laying our sins on Jesus. A beanbag is placed on each child’s head. Each child must walk a short distance while balancing a beanbag on his head, without dropping it, before they reach the finish line. If the beanbag is dropped, the child must start again.


An alternative is to use a stuffed toy instead of a beanbag.

- **Game #9: Faith**

“Believe in the Lord Jesus, and you will be saved ...” (Acts 16:31)

Foot Prints

The leader recites the verse before the team begins the game. Three sets of footprints are laid out in a walking pattern.



Each child on the team steps on the footprints and recites the verse.

- **Game #10: Response**

“He who believes has everlasting life.” (John 6:47)

Jumping for Jesus

The leader recites the verse before the team begins the game. The children hop on one foot while reciting the verse.

Take Home Item

- **Power Pack (Activity Book Craft Pages)**




The Power Pack reminds the children what they learned, so that they can share Scriptures with their family and friends. Encourage the children to practice and share these Scriptures.



Power Packs including all verses are available through www.KidsEE.org.

Prayer

Dear God, thank You for the wonderful time we have spent learning Your Word. Help us to always love You and to love Your Word written in the Bible. Amen.

 <p>HEAVEN / GRACE The wages of sin is death, but the gift of God is eternal life ... Romans 6:23</p>	 <p>SIN For all have sinned and fall short of the glory of God. Romans 3:23</p>	 <p>GOD God is love. 1 John 4:8 Yet he does not leave the guilty unpunished. Exodus 34:7</p>
 <p>CHRIST For God so loved the world that He gave His one and only Son, that whoever believes in Him shall not perish, but have eternal life. John 3:16</p>	 <p>FAITH Believe in the Lord Jesus and you will be saved ... Acts 16:31</p>	 <p>RESPONSE He who believes has everlasting life. John 6:47</p>



Unit 2: Interview

“This is Me”

Activity Book inside cover page.



Unit 2: Interview pp. 29-32

Lesson Goals

- Teachers assess each child’s spiritual condition and understanding.
- A bond is created between the leaders and the children.
- Children understand that the Bible/God’s Word is powerful and God wants us to know how much He loves us.

Welcome, Prayer, Praise and Song

Proverbs 3:5-6

Children are greeted by leaders wearing big glasses and big ears.

Review

Review previous lesson with all Bible verses and ask the children to share how they used their Take Home Item (Power Pack) to tell others what they learned.

- Review Romans 6:23 by teaching this verse as an interactive song. The teacher recites the Romans 6:23 song and the children repeat the verse in unison. [2-1]

Attention! (leader only)
Left, right, left, right, left, right, left, right. (in unison)
For the wages of sin is death. (leader first, group repeats)
But the gift of God is eternal life. (leader, group)
Romans 6 and 23 (leader, group)
Tell me now what it will be. (leader, group)
Life, death, life, death, life, death, LIFE! (in unison)

Teaching Points

Introduce: God and His Word

God loves to listen to us. We talk to Him in prayer. God talks to us by the things He says to us in His Word, the Bible. We can hear from Him, and we can know Him better by reading His Word. In His Word, He shows us who He is. (Show a heart-shaped drawing.) When we listen to God, we use our eyes and ears as we listen with our whole heart to Him, and “hide His Word in our hearts” (Psalm 119:11).

In Hope for Kids, we want to get to know you better. We will be asking you a few questions to get to know you better.

[2-1] Romans 6:23 song [RKTQR pg. 30-31]

Illustration: Listen and Look

The teacher refers to the big glasses and big ears and puts them on for a short while to illustrate the concept of listening and looking to learn. Emphasize that the team leaders want to learn more about the children in their group. They will ask questions and listen closely to what the children say.

Interview: “This is Me”

Team leaders move into their groups to interview each child. They should begin developing a relationship with each child in their group by engaging each child in friendly conversation as the interview proceeds. As one child is being interviewed, the children who are not being interviewed will make a set of big glasses and ears. Use Hope for Kids Interview Sheet titled “This is Me,” included at the end of this unit. Have the children draw a picture of themselves in their Activity Book inside cover page.

(Note: After the class, the teacher should review the children’s answers with the team leaders. Discuss with the team leaders the appropriate way and time to share the Gospel with the children with questionable answers. Keep the Hope for Kids Interview Sheets so that you may refer to them later when you teach Lesson 11 on Response.)

Team Time

- Complete activities in the Activity Book, “This is Me” inside cover page.
- Pray together

Craft/Take Home Items

Note: Each Take Home Item illustrates the truth taught in the lesson.

- Big Glasses and Big Ears (Activity Book Craft Pages)

Have the children first color, then cut out the glasses and ears, and glue or tape together. Instruct the children to write their names on the back side of their glasses and ears.

These big glasses and big ears are your Take Home Items. The big glasses and ears help us to remember that we must look and listen carefully to learn about God and others. Why do we have two ears but only one mouth? To listen twice as much as we talk!

Before the children leave, remind them to share with others the meaning of their big glasses and ears, and tell them about God’s love and His Word.

Prayer

Dear God, thank You for loving us. You see and know who we really are. Help us to love and know You better. In Jesus name we pray. Amen.

This is Me

Name:

Age:

- 1) What can you tell me about God?

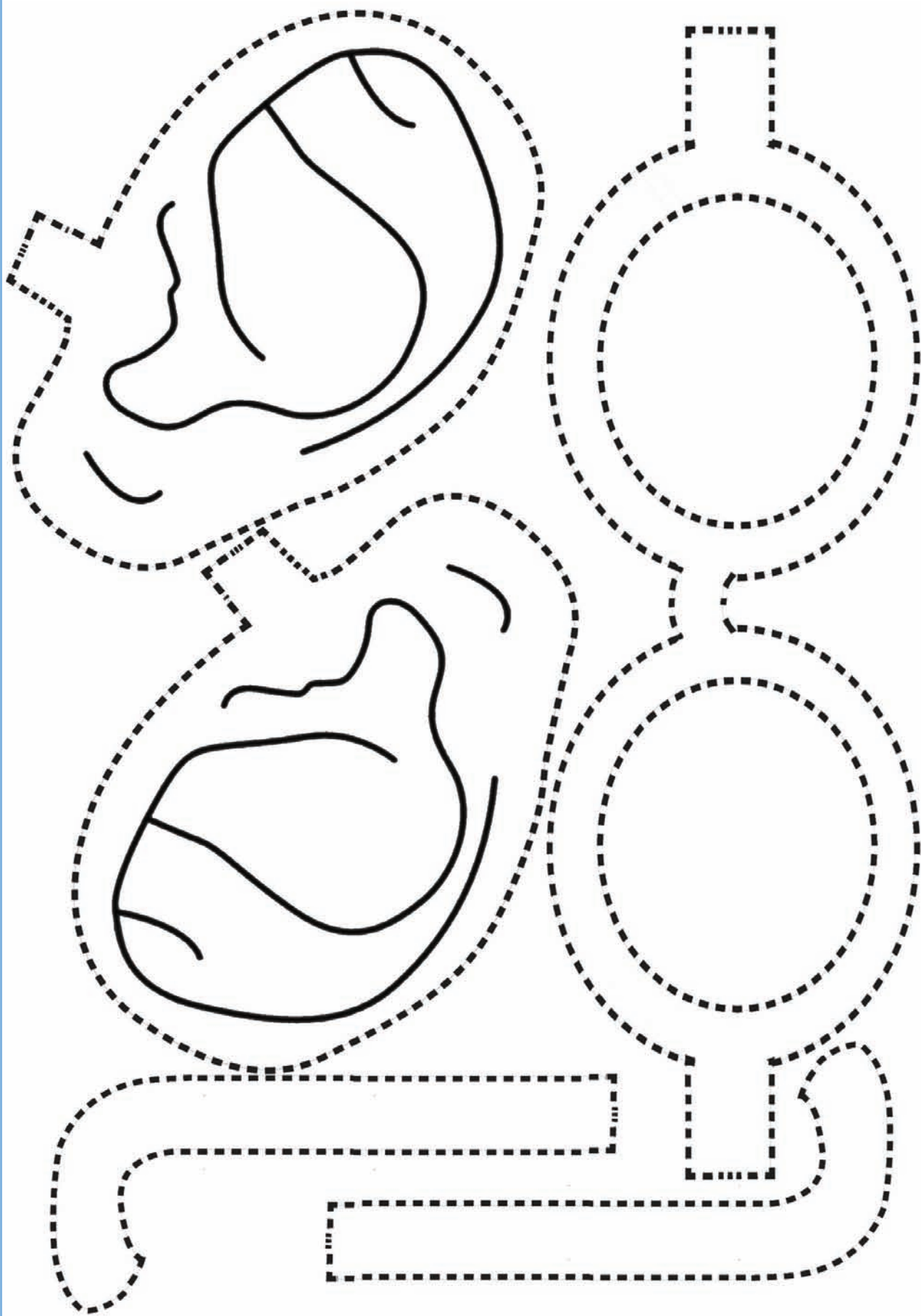
- 2) What do you think sin is?

- 3) Who is Jesus?

- 4) What can you tell me about Heaven?

- 5) Do you know for sure that you are going to be with God in Heaven some day?


- 6) If God asked you: "Why should I let you into My Heaven?"
What would you say?



Unit 3: The Gospel Path



Unit 3: Barebones pp. 33-38



Lesson Goals

- Children learn a clear pathway to explain the Gospel.
- Children can say the six main steps of the Gospel Path with actions.

Welcome, Prayer, Praise and Song

Proverbs 3:5-6

A New Friend (as a doll or puppet character) is sitting in front of the room.

Review

Review the previous lesson and have the children share how they used their Take Home Items (Glasses and Ears) to tell others what they learned.

Teaching Points

Introduce: New Friend ^[3-1] (This character can be a person, a doll or puppet.)

In this session, introduce the New Friend. Have the children give the new friend a name so that they can identify with it. This character (person, doll or puppet) is to be used for role-playing. Explain that the new friend, like everyone, needs to hear the Gospel, which is the Good News that God saves us by trusting in Jesus alone for our eternal life.

Introduce: Gospel Means “Good News”

“Gospel” means “Good News.” The Good News is - God saves us when we trust in Jesus alone for our eternal life. This is the best news anyone can hear! We will learn more about this Good News in the next few weeks.

Today we are learning the six main steps of the Gospel Path. It’s just the beginning of what we will learn, but we’ll begin here because this will keep us on track. After learning the Gospel Path we will build on it by adding scriptures and stories. We will learn how to share the Gospel with others.

^[3-1] Farley [RKTKR pg. 34]

IMPLEMENTATION



pp. 14-20

Hope for Kids Implementation Worksheet

This is the start of an exciting journey in spreading the Good News! This worksheet covers the basic steps to effectively plan and prepare to start Hope for Kids training.

1. Prayer

- Pray for a vision of what God wants you and your church to do with Hope for Kids.
- Share this vision with the leadership in your church and other key persons who will help you implement Hope for Kids.
- Enlist two personal prayer partners to pray with you.

2. Plan your Schedule

Hope for Kids is adaptable to many teaching opportunities. Plan your Hope for Kids schedule to best fit your ministry, and establish dates and times.

- | | |
|--|--|
| <input type="checkbox"/> 12 weeks | <input type="checkbox"/> 6 months |
| <input type="checkbox"/> 12 months | <input type="checkbox"/> Sunday School |
| <input type="checkbox"/> Holiday/Vacation Bible School | <input type="checkbox"/> Other _____ |

Starting date: _____ Completion date: _____

Weekly teaching time: _____

3. Prepare your Location

Decide where you would like to do your Hope for Kids training.

Location: _____

4. Prepare your Team Leaders

Requirements for team leaders (helpers):

- faithful, available and teachable
- willing to learn and model the Hope for Kids Gospel Pathway
- willing to pray for children
- willing to share the Gospel in On-the-Job training
- trustworthy
- concern for children's welfare
- willing to submit to a background check, where needed

Names of possible Team Leaders:

5. Publicize

Hope for Kids should be publicized well in advance to the congregation and the parents or the children.

- How will the Hope for Kids training be announced to the congregation?

- When will the Hope for Kids training be announced to the congregation?

- How and when will the invitation to the “Scripture Games” be issued?

6. Prepare Materials

- Gather your materials before starting implementation. Each Unit require materials for teaching and for Take Home items.
- Make the materials or find them locally. Ask others to help you with this.
- Workshop Checklist:
 - o Activity Books and Pathway to Hope books for each child
 - o Posters for Gospel Pathway, Good News and scripture verses
 - o Decorations
 - o Pencils, scissors, glue and crayons to share
 - o Puppet and props needed for each lesson
 - o Examples of crafts

7. Plan your On-the-Job-Training

- Where and when will you do your OJT?
- Remember it should always be safe, structured and supervised.

8. Plan your end of semester activity using the Gospel Books and the God/Man Film.

BUILD YOUR OWN Hope for Kids SEMESTER CHART!

As you finalize your lesson plan for each unit, you can record details on a chart like the following example. You will find the chart a helpful guide in preparing your lessons.

My Hope for Kids Semester Chart

UNITS	WELCOME	STORY	DRAMA/ILLUSTRATIONS	Activity Book ACTIVITIES/CRAFTS/TAKE HOME ITEMS	SONGS
1 Scripture Games					
2 Interview					
3 The Gospel Path					
4 The Good News					
5 Let's Talk					
6 Heaven					
7 Sin					
8 God					
9 Christ					
10 Faith					
11 Response					
12 Growing in Jesus					

SUPPLEMENTS

Hope for Kids Gospel Pathway

I have really Good News for you!

HEAVEN / GRACE

Heaven is a free gift. It is not something you work for or deserve.

The Bible says, "For the wages of sin is death, but the gift of God is eternal life ..."

Romans 6:23

It also says, "For it is by grace that you have been saved through faith--and this not from yourselves, it is the gift of God--not by works, so that no one can boast." Ephesians 2:8-9

Friend's Gift Story

WHAT KEEPS US FROM GETTING THIS GIFT?

SIN

We are all sinners, and we cannot save ourselves.

The Bible says, "For all have sinned, and fall short of the glory of God." Romans 3:23

It also says, "Be perfect, therefore, as your Heavenly Father is perfect." Mathew 5:48

Rotten Food/ Egg Story

THERE MUST BE A DIFFERENT WAY - GOD'S WAY!

GOD

God is holy, loving, and just.

On the one hand, God loves us and doesn't want to punish us; but on the other hand, God is just and must punish sin.

The Bible says, "God is love." 1 John 4:8b

(optional) "Yet He does not leave the guilty unpunished." Exodus 34:7b

Punishment Story

DO YOU SEE THE PROBLEM?

GOD SOLVED THIS PROBLEM BY SENDING HIS SON JESUS.

CHRIST

Jesus is God. He came from Heaven to earth. He lived a perfect life. He died on the cross to pay for our sins. He rose from the dead, and He is in Heaven now offering us the free gift of eternal life.

The Bible says, "For God so loved the world that He gave His one and only Son, that whoever believes in Him shall not perish, but have eternal life." John 3:16

Book of Sin Story - Isaiah 53:6

HOW DO WE GET THIS GIFT? BY FAITH.

FAITH

Saving faith is not only knowing about God.

Saving faith is not only for now.

Saving faith is trusting in Jesus Christ alone for our eternal life.

Believe in the Lord Jesus, and you will be saved... Acts 16:31

Boat Story

DOES THIS MAKE SENSE TO YOU?

RESPONSE

Would you like to ask Jesus to forgive your sins and to give you the gift of eternal life?

This means trust in Jesus, turn from sin, and follow Him.

Is this what you want? Then we can pray together:

Dear Jesus, forgive my sin and come into my life as my Lord and Savior, Amen.

He who believes has everlasting life. John 6:47

NOW, Do you know for sure that you will be with God in Heaven some day? If God asked you, "Why should I let you into my Heaven", what would you say, NOW?

WELCOME TO THE FAMILY OF GOD!

The Complete Hope for Kids Gospel Pathway Expanded

TALKING AND TESTIMONY

Do you ever think about God? Tell me about it.

God wants us to be with Him in Heaven some day.

OR

Do you go to church anywhere? Tell me about it. Church is important to me because that's where I learn how I can go to Heaven.

TELL YOUR STORY

TWO QUESTIONS

Can I ask you something? Do you know for sure that you are going to be with God in Heaven some day?

If God were to ask you, "Why should I let you into My Heaven?" what would you say?

TRANSITION

I have really Good News for you!

HEAVEN / GRACE

Heaven is a free gift. It is not something you work for or deserve.

The Bible says, "For the wages of sin is death, but the gift of God is eternal life ..." Romans 6:23

It also says, "For it is by grace that you have been saved through faith--and this not from yourselves, it is the gift of God--not by works, so that no one can boast." Ephesians 2:8-9

Friend's Gift Story: Suppose my best friend gave me a really nice gift and I tried to pay for it, or offered to work for it. Then it is not a gift anymore. In the same way, we can not pay for or work our way to Heaven.

WHAT KEEPS US FROM GETTING THIS GIFT?

SIN

We are all sinners, and we cannot save ourselves.

What is sin? Sin is anything we think, say, do, or don't do, that does not please God.

The Bible says, "For all have sinned, and fall short of the glory of God." Romans 3:23

It also says, "Be perfect, therefore, as your Heavenly Father is perfect." Mathew 5:48

Rotten Food / Egg Story: Trying to be good enough to go to Heaven would be like trying to cook something with rotten food. A little bit of rotten food spoils everything, even if all the other ingredients are good. God's standard is perfection and even a little bit of sin spoils everything. Do you see why we cannot save ourselves?

THERE MUST BE A DIFFERENT WAY—GOD'S WAY!

GOD

God is holy, loving, and just.

On the one hand, God loves us and doesn't want to punish us; but on the other hand, God is just and must punish sin.

The Bible says, "God is love." 1 John 4:8b

(optional) "Yet He does not leave the guilty unpunished." Exodus 34:7b

Punishment Story: Jesus took the punishment for our sins like the leader of a group of people who took the punishment for his mother's sin. We are like the leader's mother. We deserve to be punished, but God loves us and He does not want to punish us.

DO YOU SEE THE PROBLEM?

GOD SOLVED THIS PROBLEM BY SENDING HIS SON JESUS.

CHRIST

Jesus is God. He came from Heaven to earth. He lived a perfect life. He died on the cross to pay for our sins. He rose from the dead, and He is in Heaven now offering us the free gift of eternal life.

The Bible says, "For God so loved the world that He gave His one and only Son, that whoever believes in Him shall not perish, but have eternal life." John 3:16

Book of Sin Story: Let us imagine that this book contains all my sin. God loves me, but He hates my sin and it separates me from Him. God sent His Son Jesus into the world. "The Lord has laid on Him (Jesus) the sin of us all" (Isaiah 53:6b). All of my sin has been placed on Jesus who took the punishment for my sin on the cross. Since my sin has been paid for, I can have fellowship with God. God now offers the gift of eternal life to you and me.

HOW DO WE GET THIS GIFT? BY FAITH.

FAITH

Saving faith is not only knowing about God.

Saving faith is not only for now.

Saving faith is trusting in Jesus Christ alone for our eternal life.

The Bible says, "Believe in the Lord Jesus, and you will be saved ..." Acts 16:31

Boat Story: Let us say I am in a boat (representing my own good works) all by myself a long way from land and my boat breaks apart and starts sinking. I cannot swim and I am drowning. Suddenly I see a lifeboat (representing Jesus) coming towards me. I should let

go of trusting in my own good works and trust in Jesus Christ alone to save me.
DOES THIS MAKE SENSE TO YOU?

RESPONSE

Would you like to ask Jesus to forgive your sins and to give you the gift of eternal life?

This means trust in Jesus, turn from sin, and follow Him.

Is this what you want? Then we can pray together:

Dear Jesus, forgive my sins and come into my life as my Lord and Savior, Amen.

Jesus says, “He who believes has everlasting life.” John 6:47

NOW, Do you know for sure that you will be with God in Heaven some day? If God asked you, “Why should I let you into my Heaven”, what would you say, NOW?

WELCOME TO THE FAMILY OF GOD!

GROWING IN JESUS

We grow in Jesus through the Bible, prayer, worship, fellowship and witness.

Evangelism Explosion International Statement of Faith and Principles

1. The Bible is the inspired, the only infallible, authoritative Word of God.
2. There is one God, eternally existent in three Persons: Father, Son, and Holy Spirit.
3. Our Lord Jesus Christ is God and Man in one Person. He was born of a virgin, lived a sinless life, performed miracles, and vicariously atoned for sin through His shed blood and death. He was bodily resurrected from the dead, He ascended to the right hand of God the Father, and He will personally return in power and glory.
4. Regeneration by the Holy Spirit is absolutely essential for the salvation of lost and sinful man.
5. Eternal life is received by faith – that is, trusting in Jesus Christ alone for salvation.
6. The Holy Spirit indwells all true believers and enables them to live a godly life.
7. Both the saved and the lost will be resurrected from the dead – they that are saved unto the resurrection of life and they that are lost unto the resurrection of damnation.
8. There is spiritual unity of all true believers in our Lord Jesus Christ.
9. The local church is the primary God-established base of operation for evangelistic activity in the world.
10. Every true believer is commissioned by Christ to “preach the Gospel to every creature” and to “make disciples of all nations.”
11. Inexperienced witnesses are best enabled to share the Gospel by participation in discipleship groups that include on-the-job training in actual witnessing situations led by more experienced witnesses.