



ROOM #23

WEEKLY PLANNING FORM

WEEK OF: 7/27-7/31

TEACHER'S NAME: Nelly S.

<u>Day of the Week</u>	<u>DAILY FOCUS</u> (Focuses on the unit's student outcomes-lesson)	<u>Follow up Activity</u> <u>ON DAILY FOCUS</u>	<u>Skill Building Activity</u> (Small group centers: Math, Literacy, cutting/handwriting, Library)	<u>Play focus</u> [Planting seeds for play activities (aka learning centers)]
<p>Monday Date: 7/27/2020</p>	<p>Last week we learned about the beach and all the fun things we can do there.</p> <p>This week we are going to explore what is under the sea/ocean.</p> <p>How do we explore the deep blue sea?</p> <p>WE CAN SCUBA DIVE!</p> <p>Please watch: https://www.youtube.com/watch?v=IZ-kpHsnqGY</p> <p>What do we need to go scuba diving?</p> <ul style="list-style-type: none"> - A snorkel, which helps us breathe underwater. - A scuba mask to help us see underwater. 	<p>We are going Scuba Diving!</p> <p>Materials:</p> <ul style="list-style-type: none"> - Paper - Blue crayon - Picture - Straw - Paper strips  <p>Directions:</p> <ul style="list-style-type: none"> - Have your child color the paper blue to represent the water - Glue their picture - Have your child cut out 4 strips of paper - Glue the strips of paper around the eyes to create a 	<p>MATH- This week we will focus on number 8.</p> <ol style="list-style-type: none"> 1. Have your child count household items such as: beans, seeds, cereal, pasta, and toys. 2. Request a number of items and have your child count and correspond with the items. 3. Write out the numbers 1-7 and have your child choose a number, identify it, and count object or draw pictures to correspond with the number. <p>This week we are going to create art using shapes</p> <p>Cut out the shapes we learned last week and have your child assemble them to create a house.</p> 	<p>Technology:</p> <ul style="list-style-type: none"> - Build a sand castle https://pbskids.org/daniel/games/sandcastle/ <p>Dramatic play:</p> <ul style="list-style-type: none"> - Pretend to go scuba diving. What do you need? What do you think you will find under the sea? Pretend to swim <p>Music and Movement:</p> <ul style="list-style-type: none"> - Beach song https://www.youtube.com/watch?v=b-joNU9em1w



rectangle/square shape. This is our scuba mask.

- Finally glue the straw to represent the snorkel.

**Remember it does not have to be perfect. Let your child do the work and have fun with it.

LITERACY- Letter of the day: /D/
(review sound of the letter)




- Have the children point the letter out in books.
- Help your child find items around the house that start with that letter.
- Have the children cut out pictures from a magazine that start with that letter and create a collage.
- If printer is available use the link below to access worksheets.





<https://hidecorg.files.wordpress.com/2020/03/literacy.pdf>

HANDWRITING-


- Practice writing your name
- Practice writing: **Scuba Diving**
- Practice writing words with the letter D



			<p>- Refer to the link below for worksheets. https://hidecorg.files.wordpress.com/2020/03/handwriting.pdf</p> <p>LIBRARY/ MEDIA- Pete The Cat ~ Scuba-cat https://www.youtube.com/watch?v=kyu-vchuLV8</p>	
<p>Tuesday Date: 7/28/2020</p>	<p>Yesterday we learned that we can explore the sea/ocean by going scuba diving.</p> <p>Today we are going to learn about another way we can explore the deep blue sea.</p> <p>We can use a submarine.</p> <p>Please watch: https://youtu.be/c3W937dORLI</p> <p>Submarines are:</p> <ul style="list-style-type: none"> - Big - Almost like boats, but they go underwater. - They can float and sink. - Submarines have tanks, when it's time for the submarine to go under the tanks fill up with water to make the submarine 	<p>Let's make a submarine!</p> <p>Materials:</p> <ul style="list-style-type: none"> - 2 toilet paper rolls - Paper - Crayons - Glue - Scissors - Drinking straw  <p>https://www.craftymorning.com/toilet-paper-roll-submarine-craft-kids/</p> <p style="text-align: center;">OR</p> <p>Materials:</p> <ul style="list-style-type: none"> - Plastic bottle - Plastic cup - Straw 	<p>MATH- Practice counting, number recognition and 1:1 correspondence with numbers 1-8.</p> <p>Shape Game: https://www.sesamestreet.org/games?id=18215</p> <p>LITERACY- Letter of the day: /M/ (review sound of the letter)</p> <ul style="list-style-type: none"> ● Have the children point the letter out in books. ● Help your child find items around the house that start with that letter. ● Have the children cut out pictures from a magazine that start with that letter and create a collage. ● If printer is available use the link below to access worksheets. https://hidecorg.files.wordpress.com/2020/03/literacy.pdf <p>HANDWRITING-</p> <ul style="list-style-type: none"> - Practice writing your name 	<p>Blocks:</p> <ul style="list-style-type: none"> - Build a submarine and an underwater world. What would you include underwater?  <p>Water play:</p> <ul style="list-style-type: none"> - Soapy sea foam  <p>https://viewsfromastepstool.com/ocean-soap-foam-sensory-play/</p>

	<p>heavier and sink to the bottom of the ocean.</p> 	<ul style="list-style-type: none"> - Stickers or Paper (color and cover the bottle)  <p>**Remember it does not have to be perfect. Let your child do the work and have fun with it.</p>	<ul style="list-style-type: none"> - Practice writing the word Submarine - Practice writing words that start with letter M  <ul style="list-style-type: none"> - Refer to the link below for worksheets. <p>https://hidecorg.files.wordpress.com/2020/03/handwriting.pdf</p> <p>LIBRARY/ MEDIA- Super Submarines https://www.youtube.com/watch?v=_A-VQ50QVgM&feature=youtu.be</p>	<p>Music and Movement:</p> <ul style="list-style-type: none"> - Submarine <p>https://www.youtube.com/watch?v=N70j0En97os&feature=youtu.be</p>
<p>Wednesday Date: 7/29/2020</p>	<p>Now that we learned about HOW we can explore underwater, let's see what lives under the sea/ocean.</p> <p>Today we are going to learn about fish!</p> <p>Please watch: https://www.youtube.com/watch?v=u_Xv5BRnflA</p> <p>Fish:</p>	<p>Let's make a fish!</p> <p>Materials:</p> <ul style="list-style-type: none"> - Paper plate - Scissors - Crayons <p>Directions:</p> <ul style="list-style-type: none"> - Have your child color the paper plate - Trace a triangle on the plate and have your child cut it out (see sample below) 	<p>MATH- Practice counting, number recognition and 1:1 correspondence with numbers 1-8.</p> <p>Counting game: https://www.sesamestreet.org/games?id=25578</p> <p>Number recognition games: https://www.ixl.com/math/pre-k/i-identify-numbers-up-to-10</p> <p>Make a rocket ship using shapes</p>	<p>Sensory:</p> <ul style="list-style-type: none"> - Edible fish sensory play 

- They live and breathe underwater
- They use their gills to breathe
- Most fish have fins which help them swim
- There are different types of fish



- Glue the cut out triangle
- Draw an eye



Paper Plate fish



**Remember it does not have to be perfect. Let your child do the work and have fun with it.



LITERACY- Letter of the day: /F/
(review sound of the letter)

- Have the children look for the letter in books/magazines.
- Help your child find items around the house that start with that letter.
- Have the children cut out pictures from a magazine that start with that letter and create a collage.
- If printer is available use the link below to access worksheets.

<https://hidecorg.files.wordpress.com/2020/03/literacy.pdf>

HANDWRITING-

- Practice writing your name
- Practice writing the word: **Fish**
- Practice writing words that start with letter F

<https://www.fantasticfunandlearning.com/edible-fish-small-world-sensory-play.html>


Dramatic Play:

- Pretend to be a fish under the sea. What color fish would you be? Swim around the ocean to find all your friends (shark, octopus, jelly fish...)

Music and Movement

- Down In The Deep Blue Sea

<https://www.youtube.com/watch?v=7pMEQsk3c5Y>



- Refer to the link below for worksheets.

<https://hidecorg.files.wordpress.com/2020/03/handwriting.pdf>

LIBRARY/ MEDIA-

Hooray for Fish! by Lucy Cousins

https://youtu.be/Fk_jcLz5n8

Thursday

Date:
7/30/2020

Today we are going to learn about the seahorse.



Seahorses are:

- A type of fish
- They have a unique shape
- They are very small

Let's make a seahorse!

Materials:

- Paper plate
- Crayons
- Scissors
- Paper
- Glue



MATH- Practice counting, number recognition and 1:1 correspondence with numbers 1-8.

Create pictures using shapes:

<https://www.sesamestreet.org/games?id=25868>

LITERACY- Letter of the day: H (review sound of the letter)

- Have the children look for the letter in books.
- Help your child find items around the house that start with that letter.
- Have the children cut out pictures from a magazine



Writing:

- Provide your child a try with shaving cream, sugar, or salt and practice writing numbers 1-6 and the letters of the alphabet.



cloud writing



	<ul style="list-style-type: none"> - They have no teeth or stomach - They are not very good swimmers <p>Please watch: https://www.youtube.com/watch?v=J3vWhM18PpA</p>	<p>https://www.gluedtomycraftsblog.com/2015/07/paper-plate-seahorse-kid-craft.html</p> <p>**Remember it does not have to be perfect. Let your child do the work and have fun with it.</p>	<p>that start with that letter and create a collage.</p> <ul style="list-style-type: none"> • If printer is available use the link below to access worksheets. https://hidecorg.files.wordpress.com/2020/03/literacy.pdf <p>HANDWRITING</p> <ul style="list-style-type: none"> - Practice writing your name - Practice writing the word: Seahorse - Practice writing words that start with letter H  <ul style="list-style-type: none"> - Refer to the link below for worksheets. https://hidecorg.files.wordpress.com/2020/03/handwriting.pdf <p>LIBRARY/ MEDIA- Sully the Seahorse by Natalie Pritchard https://www.youtube.com/watch?v=8G7fNoGQVIg</p>	<p>Blocks:</p> <ul style="list-style-type: none"> - Build an underwater world. What would you include underwater?  <p>Technology:</p> <ul style="list-style-type: none"> - Reeftown adventure https://pbskids.org/splashandbubbles/games/reeftown-rock-adventure
<p>Friday</p>	<p>Today we are going to learn about sea stars.</p>	<p>Let's make a sea star!</p> <p>Materials:</p>	<p>MATH- Practice counting, number recognition and 1:1</p>	<p>Movement:</p> <ul style="list-style-type: none"> - Move like a star fish, swim like a fish. Have a

Date:
7/31/2020



Sea Stars:

- Are NOT fish
- They usually have 5 arms, but can have up to 50 arms
- They have suckers (circles on them)
- The suckers help them move along the ocean floor.

Please watch:

<https://www.youtube.com/watch?v=sUHqMkOaCfo>

- Paper
- Scissors
- Glue
- Cereal/rice/beans



OR




<https://littlestarslearning.blogspot.com/2012/08/the-children-enjoyed-making-these-cute.html?m=1>

Directions:

- Trace a star shape and assist your child to cut it out.
- Spread glue over the star and cover it with cereal, rice or beans.

correspondence with numbers 1-8.

Create different shapes using Q-tips



LITERACY- Letter of the day: R (review sound of the letter)

- Have the children look for the letters in books.
- Help your child find items around the house that start with that letters.
- Have the children cut out pictures from a magazine that start with that letters and create a collage.
- If printer is available use the link below to access worksheets.

<https://hidecorg.files.wordpress.com/2020/03/literacy.pdf>

HANDWRITING-

- Practice writing your name
- Practice writing the word: **Sea Star**
- Practice writing words that start with letter R


race with your family members.... Who can move faster?

Dramatic Play:

- Pretend to be a sea animal. What sea animal would you be? Who would your friends/family be? Swim around to find your sea animals.

Water Play/Sensory:

- Mix sand and water or use playdough to create different structures (i.e. sand castle, sea animals...)

		<p>**Remember it does not have to be perfect. Let your child do the work and have fun with it.</p>	 <p>- Refer to the link below for worksheets. https://hidecorg.files.wordpress.com/2020/03/handwriting.pdf</p> <p>LIBRARY/ MEDIA- SPINY SEA STAR https://www.youtube.com/watch?v=c5-2tgUQYYM&t=51s</p>	
--	--	---	---	--

Social/ Emotional- Please use the link bellow and refer to page 13 (Week 13)

<https://hidecorg.files.wordpress.com/2020/03/social-emotional-home-english.pdf>

If you have any question or require additional support please feel free to me email me at: nshamaev@hidec.org

Common Core:

PK.AL.1 Actively engages in play as a means of exploration and learning

f. Demonstrates awareness of connections between prior and new knowledge

PK.ELAL.1. [PKRF.1.] Demonstrates understanding of the organization and basic features of print

d. Recognizes and names some upper/lowercase letters of the alphabet, especially those in own name

PK.MATH.11. [NY-PK.MD.2.] Sorts objects and shapes into categories; counts the objects in each category

PK.SCI.8. [P-ESS2-1.] Asks questions, makes observations, and collects and records data using simple instruments to recognize patterns about how local weather conditions change daily and seasonally.

a. Discusses daily weather conditions and the impact of weather (e.g., recorded over time and how those conditions impact student activities and what clothes they wear)