

Teacher's Resource

Nobody Owns the Moon

Adapted from the book by Tohby Riddle

Education Resource: Mary Wolfla

Education Links

Australian Curriculum V8.2: English, Humanities and Social Sciences
Western Australia School Curriculum, The Arts: Dance, Drama, & Visual Arts

Table of Contents

Preshow Activities:

Performance description	pg. 3-4
About the book	pg. 5
<i>English – Literature and context, Examining literature</i>	
Theatre Etiquette	pg. 6
Meet Performer Yvan Karlsson	pg. 6
Vocabulary and Performance Themes	pg. 8
Preshow in class discussion points	pg. 8
<i>HASS – Questioning</i>	

Post Show Activities:

Research Tohby Riddle	pg. 5
<i>English – Interpreting, Analysing, evaluating</i>	
Box City	pg. 9
<i>English – Creating texts, Creating literature, Interacting with others</i>	
<i>HASS – Questioning, Geography</i>	
<i>Visual Arts – Exploring Ideas and Improvising with ways to represent ideas</i>	
Post Show discussion points	pg. 8
<i>HASS – Questioning</i>	
Do the Humphrey Dance	pg. 11
<i>Dance – Exploring ideas and Improvising with ways to represent ideas, developing skills and processes</i>	
Puppet Booth	pg. 12
<i>Drama - Exploring ideas and Improvising with ways to represent ideas</i>	
Stick Puppets	pg. 13
<i>English – Creating Literature</i>	
<i>Drama - Exploring ideas and Improvising with ways to represent ideas, Sharing the arts through performance</i>	
Jobs and more Jobs	pg. 15
<i>English – Interacting with others, Creating texts</i>	
<i>HASS – Evaluating and reflecting</i>	
In class Food Drive for Food Bank of WA	pg. 15
Write a Review	pg. 16
<i>English – Creating texts</i>	
<i>Drama – Responding to and interpreting the arts</i>	
Drawings by Leon Hendroff	pg. 17

Nobody Owns the Moon
Adapted from the book by Tohby Riddle

Meet the inhabitants of an enchanted city, a place where rich and poor live side by side, as everyone comes together for one magical night at the theatre.

With hand puppets, marionettes and masks *Nobody Owns the Moon* will make you think twice about the place you live, and might even encourage you to stop and say hello to your neighbour.

Perfect entertainment for children aged 5 and above, this joyful show will spark conversations about belonging, community and will resonate with children and adults alike.

Duration: 50 min

Director/ Co-creator: Michael Barlow

Co creator: Noriko Nishimoto

Designer: Leon Hendroff

Composer: Lee Buddle

Lighting Designer: Graham Walne

Puppet Construction: Leon Hendroff, Rosie Martin, Julie Reeves, Bryan Woltjen

Production Manager: Chad Wetton

Performers: Yvan Karlsson, Geoff Kelso, Jessica Lewis, Shirley van Sanden



Government of **Western Australia**
Department of **Culture and the Arts**



NOBODY OWNS THE MOON

Adapted from the book
by Toby Riddle

**SPARE
PARTS**
puppet theatre

Meet the inhabitants of an enchanted city, a place where rich and poor live side by side, as everyone comes together for one magical night at the theatre.

With hand puppets, marionettes and masks *Nobody Owns the Moon* will make you think twice about the place you live, and might even encourage you to stop and say hello to your neighbour.

Perfect entertainment for children aged 5 and above, this joyful show will spark conversations about belonging and community that will resonate with children and adults alike.

Duration: 50 min
Suitable for ages 5 and above

SEP 24 – OCT 8

10am & 1pm Monday - Saturday
6.30pm Wednesday 28 Sep & Friday 7 Oct
No performances on public holidays

BOOKINGS ESSENTIAL

Please visit www.sppt.asn.au
or telephone 9335 5044

SPARE PARTS PUPPET THEATRE

1 Short Street, Fremantle
(Opposite Fremantle Train Station)



Performers

Yvan Karlsson
Geoff Kelso
Jessica Lewis
Shirley Van Sanden

Director/ Co creator

Michael Barlow

Co creator

Noriko Nishimoto

Designer

Leon Hendroff

Composer

Lee Buddle

Lighting

Designer

Graham Walne

Makers

Leon Hendroff
Rosie Martin
Julie Reeves
Bryan Woltjen

Production

Manager

Chad Wetton

TICKET PRICES

General Admission: \$25
Groups of 4 or more: \$24
Groups of 10 or more: \$23
\$3.95 booking fee applies



Government of Western Australia
Department of Culture and the Arts

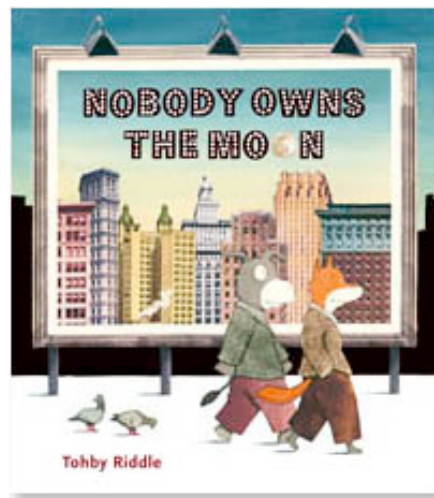


About the Book

Preshow Activity:

Nobody Owns the Moon is adapted from the book of the same name by Tohby Riddle. Tohby is an Australian writer, illustrator, cartoonist, and designer based in Sydney Australia. He has written and illustrated many books for children.

Some of his other books include; *My Uncle's Donkey*, *Irving the Magician*, *The Singing Hat* and *The Great Escape from City Zoo*.



Nobody Owns the Moon was first published in 2008 and is now currently out of print, but can be found in libraries and some online booksellers.

Post Show Activity:

Either as a class or individually research Tohby Riddle.
What are some interesting facts about this author?

Write a one page essay that includes a description of the kind of work Tohby Riddle does and include at least 3 interesting facts about the author.

Upper Years Extension

Challenge your students to use the online book catalog on the State Library of Western Australia's website to locate and check out some of Tohby's other books.

Online resource:

Tohby Riddle's website
<http://www.tohby.com/>

State Library of WA's website
<http://slwa.wa.gov.au/>

Theatre Etiquette

Preshow Activity:

Discuss appropriate audience behavior with your students prior to attending *Nobody Owns the Moon*.

Basic Theatre Etiquette for Primary Students:

- Go to the toilet before the performance.
- Attending a theatre performance is different from attending a movie. The performers can hear you if you talk or make a lot of noise. Keep quiet during the performance and be respectful of the performer. Remember they can see and hear you.
- It's okay to laugh at the funny parts of the performance.
- Keep your hands and feet to yourself.
- You should not eat during the performance. Give the performers your full attention.
- Clap at the end of the performance if you enjoyed what you saw.

Meet Performer Yvan Karlsson

Preshow Activity:

Nobody Owns the Moon

Character: Street Performer



About Yvan Karlsson:

While studying Dance at John Curtin College of the Arts, Yvan performed with STEPS Youth Dance Company in 5 major works, various workshops and a regional & international tour. He was co-creator/performer of *Rites: Dying to Dance* (FringeWorld 2014), and did a secondment on *Farm* at Spare Parts Puppet Theatre. Since graduating, in 2015 Yvan performed his short piece *Cool Bananas* in the *Best of 600 Seconds* as part of Blue Room Theatre's Summer Nights, performed in the Royal De Luxe/Perth International Arts Festival event THE GIANTS, travelled to Europe training under Philippe Gaulier completing his 'Le Jéiu' course in Paris, undertook the development of *You, Animal You* for Danielle Micich with Force Majure. He was one of three selected artists in the First Hand program at Spare Parts Puppet Theatre through which he got to develop his solo work *MonkeyBoy*. Recently Yvan co-created the Dance/Theatre work *Ophelia* for FringeWorld 2016.

Where are you from?

I am from here! Perth. Though I am half Australian as my father is Swedish.

What character do you play in *Nobody Owns the Moon*?

I play a street performer who dreams of being successful. He lives and performs in the big city with his friends, 3 Pigeons who sing, and a Bear that dances. He also knows everything that goes on in the city so is a helpful guide into what is happening throughout the story.

Why did you want to become a performer?

I don't think I ever specifically decided what I was going to do. However, I was very determined to find a job that made me happy and that I loved. Growing up I loved dancing and performing and now in my professional life I'm loving puppetry and theatre. I have gone with the things that have interested me and pursued them.

Who inspires you?

My big brother has inspired me a lot, he left Perth when he was 19 and is now an incredibly successful make-up artist in London. Seeing that you can be creative and also successful has definitely made a huge impact in my life.

What is your favourite children book?

The adventures of TinTin were a favourite. Fairly sure I read every book.

If I wanted to become a performer what advice would you give me?

Do lots of different things. Performers have a collection of skills and training to draw from. The more skills you have the better the performer.

Vocabulary Words

Preshow Activity:

These vocabulary words represent the themes that run through the story of *Nobody Owns the Moon*. Include these as part of your spelling list or go over them in class and discuss their meaning prior to attending the performance.

Belonging
Community
Equality
Inequality
Ownership
Friendship

Post Show Activity:

Ask students to identify the major themes of the performance *Nobody Owns the Moon*.

Class Discussion Points

Preshow Discussion:

Before attending *Nobody Owns the Moon* discuss these questions as a class to inform your students of the performance's context.

- Who lives in the city?
- What would it be like to live in the center of a big city?
- What kind of jobs do people do in the city?
- What are some places you can go to in the city? (restaurants, museums, the library, art gallery, the theatre)
- Who runs the city?
- Does anyone own the city?
- In *Nobody Owns the Moon*, there is a strong theme of belonging, what makes you feel like you belong to the community you live in?
- How does it feel when you don't think you belong?
- How can you make others feel like they belong to the community?

Post Show Discussion:

After attending *Nobody Owns the Moon* discuss these questions as a class or write responses down individually.

- What did you like best about the performance *Nobody Owns the Moon*?
- How did the performance make you feel?
- Do you know anyone like Clive Fox or Humphrey Donkey?
- Why does Humphrey Donkey cry at the end of the theatre show?

Build a Box City

Post Show Activity:

The set of *Nobody Owns the Moon* features a city. As a class design and build a box city.

This activity is best done spread out over a couple of lessons, these include:

- -Introduction and Planning x2 lesson periods
- -Collection of boxes over 2 weeks
- -Making the city x2 lesson periods
 - Use your box city as inspiration to write a short story about the people who live in the city you created. X1 lesson

What you will need:

- ✓ Boxes, all shapes all sizes. Ask your students to bring 1 or 2 boxes from home a few weeks before you start this activity so you can build up a nice supply.
- ✓ Masking or Clear Tape, a tape gun if possible for teacher use only.
- ✓ Markers
- ✓ Scrap Paper
- ✓ Glue
- ✓ Scissors
- ✓ Decorative items (these can be recycled items from past projects) Foil, fabric, pipe cleaners, popsicle sticks., old fabric, felt

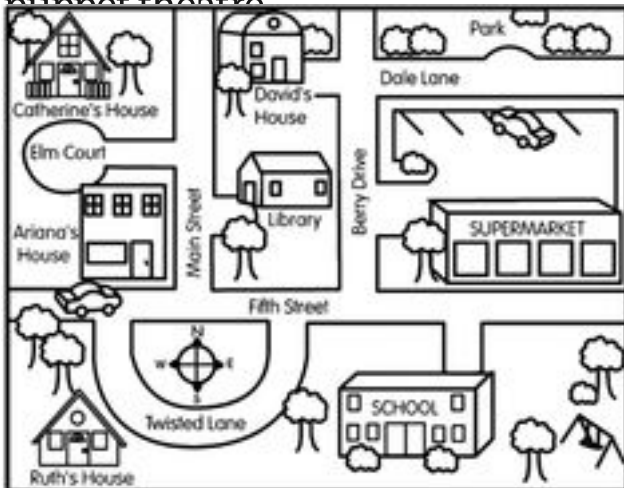
Introduction and Planning:

Introduce the lesson Build a Box City to students by showing them inspiring images of box cities. These can be found online via a Google image search using the words ' box city.'

Explain that in two weeks the class will be building a box city of their own but before you get building you first need to collect unwanted boxes from home and design the city as a class.

Designing the city

As a class list all the buildings and services you find in the city. Where do people work, live, and play? What kinds of businesses are in they city? Don't forget to include important things like Police stations and schools.



After you have a large list of buildings, businesses and places listed. Using paper and pencil have students draw out a city plan that includes these places. Let your students be creative as possible, remind them to include roads.

After students have designed their own cities on paper come back as a class and agree on a basic design. Each student should be given 1 building to build; they should identify which they are building. If a student is building a

park or water fountain help them think ways to use scrap paper or cardboard to build tree's, playgrounds and park benches.

Building the city

Once you have all your supplies collected and every student knows what building they are responsible for get to work making the buildings! This may need to be done in two lessons depending on how quickly or slowly your student work.

Once the buildings are finished clear a place in the room to layout the city on the floor. Leaving spaces between the buildings for roads.

Write a narrative about life in your city

After the city has been built allow your students to free write a narrative about life in the city. The narrative should take place in the city and feature at least two characters. Students can work independently or in groups. When students are finished read the stories allowed in class. Or invite parents in to see the box city and hear some of the stories.

Do the Humphrey Dance

Post Show Activity:

As you can see from the show *Nobody Owns the Moon*, Humphrey the donkey is very clumsy and had a hard time keeping a job because of it. Create your own Humphrey Dance based of the character attributes you saw in the show.

Humphrey is clumsy; he can't work at a restaurant because he drops the plates of spaghetti all over the diners. He can't be a cleaner because he makes a terrible mess throwing water on people.

In groups of 3 or 4 ask your students to create 4 dance moves that feature the theme of being clumsy and people's reaction to clumsiness. The dance moves should incorporate the dance elements of Body, Space and Time.

Body – what body parts are you moving?

Space and Shape – How close are you to your partner? What space or area of the room are you using? What shapes is your body making? Do any of your dance moves incorporate the floor?

Examples: Falling down, dropping the spaghetti plates, slipping on a wet floor.

Once each group has found 4 dance moves gather all students in a circle and have each group show their dance moves. Pick one dance move from each group and combine them into one dance performing the moves together as a class.

**To get you students inspired start with a warm up:

Shake it Out to *Shake It Up* by Taylor Swift

Start by shaking your head side to side and up and down, then shake your shoulders, arms, hands, belly, bum, knees, feet and toes. Then do the same again but in reverse starting with your toes and ending with your head. Then allow you students to have the rest of the song to free dance. Then break into groups and get to work.

Puppet Theatre Booth

In the performance of *Nobody Owns the Moon* the main characters go see a performance that takes place on stage inside a puppet theatre booth.

Post Show Activity:

Make your own cardboard puppet theatre booth for your classroom.

There are some great online resources teaching how to make a few different styles of puppet booth. The links below I recommend as they use easily found supplies.

About.com

<http://familycrafts.about.com/video/Make-a-Cardboard-Puppet-Theater.htm>

Art Attack Disney

<https://www.youtube.com/watch?v=pTTYWYvhR1o>

Kidspot.com.au

<http://www.kidspot.com.au/things-to-do/activities/how-to-make-your-own-puppet-theatre>

Once your Puppet Theatre Booth has been built make stick puppets and challenge your students to create a short play in the booth.

To get started quickly bring in puppets you may have at home. For younger years IKEA sells cheap puppets based on classic children's stories this could be a great way to get students up and creating and recalling stories during imaginative play.

Stick Puppets

After seeing *Nobody Owns the Moon* help your students make stick puppets and create a short performance of their own.

Post Show Activity:

Introduce the activity

Break students into groups of 3. Explain they will be making stick puppets and performing a short play just like they saw in *Nobody Owns the Moon*.

Students should decide what sort of story they would like to tell. Maybe this links into a school initiative you are focusing on (bullying/friendship).

Once students have decided what their characters will be help them to create these characters out of paper, markers, glue on hair or fur, and decorations. Puppets can be animals, people or things. Let them be creative. You can find printable stick puppet animals online if you want to simplify the project but I suggest you let your students draw their own characters, cut them out, colour and decorate them.

For older students ask them to write a template of the story they will be performing. The story must have a beginning, climax, resolution or ending.

What you will need:

- ✓ Popsicle sticks or craft sticks
- ✓ Tape
- ✓ Glue
- ✓ Scissors
- ✓ Markers
- ✓ A variety of paper in different colours
- ✓ Decorative items such as fabric, yarn, wool, felt

Some inspiring images:



Nobody Owns the Moon Stick Puppet

Post Show Activity: (lower years)

At the end of this resource you will find some drawings by puppet maker Leon Hendroff, use the puppet faces found on page 16 of this resource to create stick puppets of Clive and Humphrey. Cut out the drawing, colour in, decorate and attach to a popsicle stick.

Jobs and more Jobs

In the performance of *Nobody Owns the Moon* the audience learns what kinds of jobs Clive and Humphrey do. There are all kinds of jobs to do in our community. Help your students learn more about the different areas of the work force.

Post Show Activity:

Ask your students to interview a family member or friend about the kind of job they do and share in class.

First have your students write a series of interview questions.

Example:

What is your job title?
What do you do at work?
Do you work alone or with other people?
Do you make a product?

Ask students to present findings orally in class.

In Class Food Drive for Food Bank of WA

Post Show Activity:

In *Nobody Owns the Moon* the character of Humphrey struggles with being hungry and having enough to eat. This is a reality for many people living in Western Australia and possibly even some of your students.

If appropriate run an in class Food Drive donating to Food Bank of WA (or another charity affiliated with your school or church).

To learn more about what kinds of food is needed or what your class or school can do to help hungry people in Western Australia visit the Food Bank of WA website.

<http://www.foodbank.org.au/>

Write a Review

After seeing *Nobody Owns the Moon* have your students write a review of the performance. What did they like? What didn't they like? When finished send them in to us at Spare Parts Puppet Theatre.

We like to know what you and your students think!

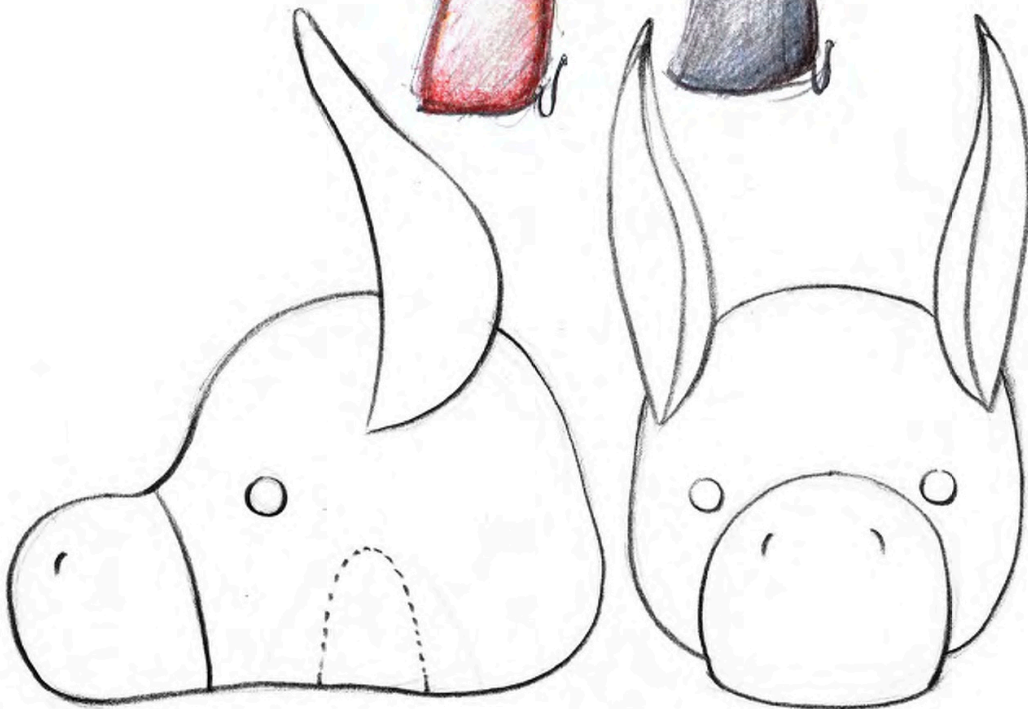
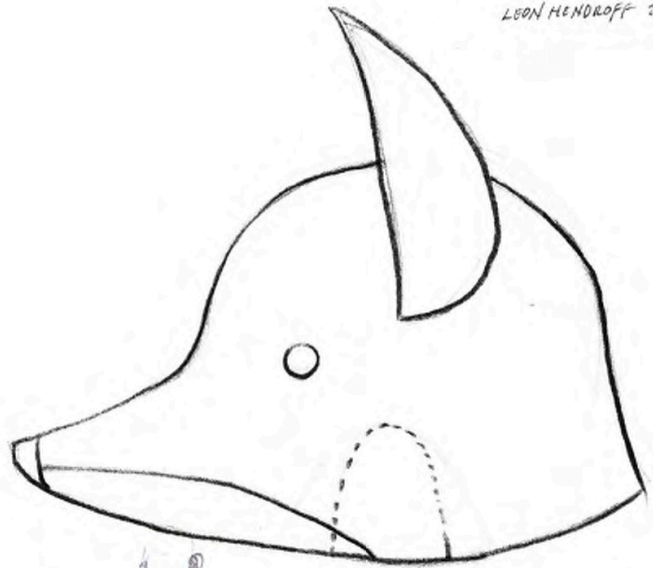

Spare Parts Puppet Theatre
PO BOX 897
Fremantle WA 6959

NOBODY
OWNS THE
MOON

FOX

GLOVE PUPPET HEAD
LEON HENDROFF 2016.

Puppet Drawings by Leon Hendroff



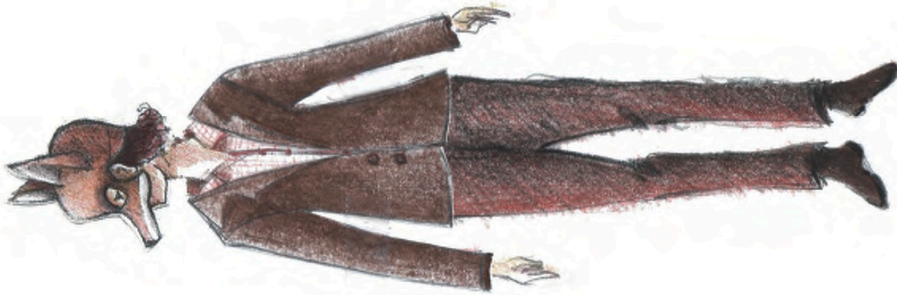
NOBODY
OWNS THE
MOON

DONKEY

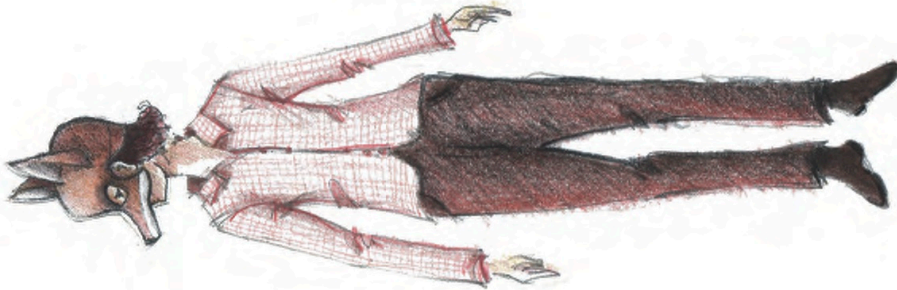
GLOVE PUPPET HEAD
LEON HENDROFF 2016




NOBODY OWNS THE MOON
< CLIVE >
LEON HENDROFF 2016



DRESSED FOR THEATRE



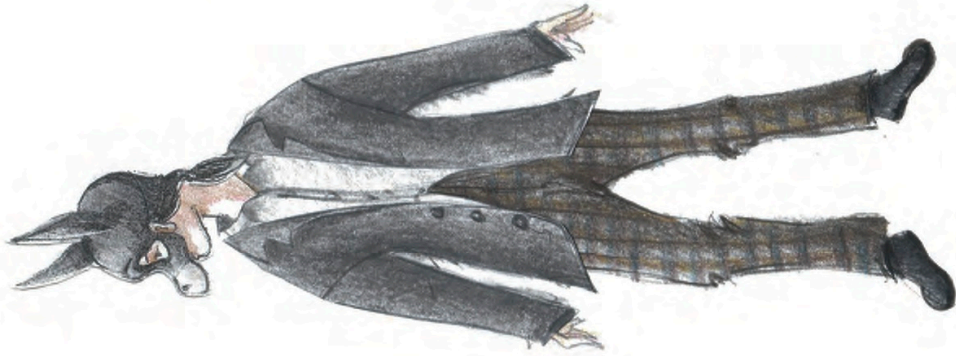
CHARACTER COSTUME



BASE COSTUME



NOBODY OWNS THE MOON
© HUMPHREY
LEON HENDROFF 2016



DRESSED FOR THEATRE



CHARACTER COSTUME



BASE COSTUME