



Teaching Guide

Meet **Freddy Thresher**, a fun-loving first grader with a nose for trouble. He's determined to get through school with the help of his best friends, parents, teachers, and maybe even a shark or two.

Written by Abby Klein, a teacher and parent, the **READY, FREDDY!** chapter book series captures all of the humor, drama, and excitement that kids will recognize from their own lives. In addition to the main story, each book includes puzzle pages and shark tips (since his last name is just like the thresher shark's, Freddy is an expert). Freddy's adventures will have kids laughing, learning, and talking about their own experiences in and out of the classroom.

Use this Teaching Guide to encourage further discussion and exploration of topics from the first three **READY, FREDDY!** titles: *Tooth Trouble*, *The King of Show-and-Tell*, and *Homework Hassles*. Inside the guide you'll find story-related reproducible pages and other activities based on the books, including a class web chart, a do-it-yourself letter to the author, and a nocturnal animal worksheet.

Whatever the activity, this guide will help get kids reading and talking about Freddy and his friends.


Ready...

Freddy...

READ!

Tooth Trouble

Ready, Freddy! #1:
Tooth Trouble
Hardcover
0-439-55595-7
\$15.95
Paperback
0-439-55596-5
\$3.99

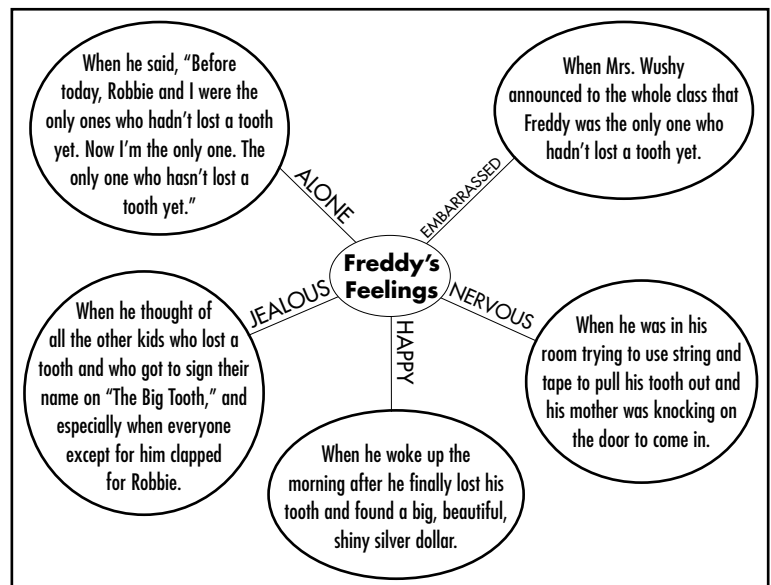


The Story

Poor Freddy Thresher is the only one in Mrs. Wushy's class who has not lost a tooth and he's upset about it. To make matters worse, Freddy's sister, along with the biggest bully in first grade, won't stop teasing him. But Freddy is determined to solve his problem and make his tooth fall out. Much to his frustration, nothing he tries works. But one day, when Freddy least expects it, a tooth falls out while he's eating some strawberry swirl ice cream. Happy again, Freddy signs the giant class tooth poster as his friends cheer him on.

Understanding and Relating to Characters' Feelings

You can create a class web that helps students understand and relate to Freddy's feelings in the book. Begin this activity by having the students brainstorm about Freddy's different feelings in *Tooth Trouble*. When was he sad, angry, scared, embarrassed, alone, nervous, jealous, or happy? On chart paper, make a class web of the responses. Write "Freddy's Feelings" in the middle. Then write the names of each specific feeling on a web line. Have students give examples from the story of when Freddy showed each feeling, and write them in the appropriate circles around the web. Then give each student the reproducible sheet in this guide and have them write about times when they have had feelings similar to Freddy's. You can add their responses to the class web.



Science Connections: Study Teeth!

Freddy isn't the only person who has trouble understanding teeth—and the reasons why they will or won't fall out. Discuss with students reasons why they think children lose their teeth. As you listen to the responses, share a few facts about teeth and encourage further discussion and participation.

- Tell students that babies are not born with teeth that are visible. Baby or primary teeth push up through the gums, and later, kids lose baby teeth to make room for adult or permanent teeth. By the time all of a child's primary teeth are in, there are ten teeth on the top and ten on the bottom. That makes a total of... how many? Ask kids to give the answers. As adults, they will have sixteen teeth on the top and sixteen on the bottom, making a total of... how many?
- Use books like *Open Wide: Tooth School Inside* by

Laurie Keller to find out more about teeth, including the different types of teeth we have and what their purposes are.

- Look for unusual facts about teeth. For example, do your kids know that teeth are the hardest part of the human body? Teeth are covered in enamel, which is even harder than bones!
- Have a local dentist visit your classroom and teach the children about tooth parts, including the root, crown, enamel, dentin, cavity, and pulp (the most sensitive part of a tooth).
- Read *Throw Your Tooth on the Roof* by Selby Beeler to learn about traditions around the world that are carried out once a child loses a tooth. Ask your students to share what happens in their home when they lose a tooth.

Name: _____

Date: _____

Blank oval with four vertical lines for writing.

Blank oval with four vertical lines for writing.

ALONE

EMBARRASSED

_____'s
Feelings

JEALOUS

NERVOUS

HAPPY


Blank oval with four vertical lines for writing.

Blank oval with four vertical lines for writing.

Blank oval with four vertical lines for writing.

The King of Show-and-Tell

Ready, Freddy! #2:
The King of Show-
and-Tell
Hardcover
0-439-55597-3
\$15.95
Paperback
0-439-55598-1
\$3.99



The Story

Freddy yearns to be like his best friend, Robbie, the “King of Show-and-Tell,” who wows his peers by bringing things like an alligator head to school. Now it’s Freddy’s turn to wow the class, too—but how? One day Freddy rescues a baby bird he names Winger. He decides that Winger is perfect for show-and-tell, hides the bird in his baseball card box, and brings it to school. Freddy wants to surprise everyone with the bird, but in the end, he is the one who gets the bigger surprise. When Winger goes “peep” one time too many from inside the box, Mrs. Wushy blames Max the bully. Freddy must admit that the peeps came from Winger, not Max. So not only does he become the new “King of Show-and-Tell,” but he sticks up for the class bully.



Have a Class Discussion About Bullies and Bullying

Freddy declares Max Sellars the biggest bully in first grade. Have students discuss what it means to be a bully and if they have ever been bullied. Then brainstorm strategies for dealing with a bully like Max. After your discussion, have students role-play situations from the story as well as from their own experiences and have them practice using some of these strategies.

Research Different Kinds of Animals

Freddy knows his animals! When his friend Robbie brings in the show-and-tell alligator head, Freddy explains to Robbie that alligators are reptiles. That means that they are cold-blooded. Later, Freddy states that baby birds don’t drink milk because they are not mammals. Make a class chart of the different animal classifications: mammals, reptiles, amphibians, birds, insects, and fish. Divide your class into small groups and have each group research the characteristics of the animals in each category, and then present their findings to the rest of the class. Students can also compare animal groups using a Venn diagram.

Endangered Species

Mrs. Wushy explains to her class how alligators became an endangered species when too many people made belts, purses, and shoes out of their skin. Ask your class if they know what the term *endangered species* means. What other animals are endangered? How did they become endangered? What can we do to stop other species from becoming endangered or even extinct?



Think of the Best Show-and-Tell Idea

Have students write a letter to author Abby Klein describing the best show-and-tell ideas from your class. Make copies of the reproducible letter in this guide for students to fill in. What was the funniest thing someone brought in to school? What was the biggest or the loudest thing? If you could bring in the perfect item, what would it be?

Have your students address an envelope and mail their letter to: Ready, Freddy!
c/o Scholastic Inc., P.O. Box 711, New York, NY 10013-0711.

Every letter will receive a response from Abby Klein!

Date

Abby Klein
c/o Scholastic Inc.
P.O. Box 711
New York, NY 10013-0711

Picture of Show-and-Tell Object

Dear Abby,




Signature

Name

Address

Homework Hassles

Ready, Freddy! #3:
Homework Hassles
Hardcover
0-439-55599-X
\$15.95
Paperback
0-439-55600-7
\$3.99



The Story

Freddy has a special homework assignment. He needs to research a nocturnal animal and then report to his class. When his best friend, Robbie, comes for a sleepover, Freddy and Robbie sneak out into Freddy's backyard to look for creatures of the night. Unfortunately, Freddy climbs a tree, falls, and breaks his arm. Having everyone sign the new cast on his arm is fun—but Freddy still needs a topic for his report! He finally decides on bats. With Robbie's help, Freddy does his research online and learns lots of great bat facts. And with his sister Suzie's help, he even overcomes a case of the jitters to deliver a perfect oral report to the class.

Study Nocturnal Animals

Review the terms *nocturnal* and *diurnal* with your class. Ask students to come up with examples of both kinds of creatures. Write them on a T-chart or a list on the board. Ask each student in your class to pick one of the nocturnal animals from the chart or list. It's their turn to do a project similar to the one Freddy did for Mrs. Wushy's class (see pages 9–10 in the book). Pass out copies of the reproducible page on nocturnal animals included in this guide. Have students use this to fill in their nocturnal animal research. Then, using the page as their guide, have them do an oral report for the class.

Invite a Friend to Sleep Over

Freddy loves when his best friend, Robbie, sleeps over. The two boys can't wait to stay up all night, watch TV, play games, trade baseball cards, tell ghost stories, and eat candy. Have your students write a letter inviting a friend to sleep over. Students should be asked to tell their friends what kinds of fun activities they could do together.

Report Day Jitters

When Freddy is nervous about presenting his oral report to his classmates, his sister, Suzie, shares some advice from their father: "Just imagine everyone sitting there in their underwear." It works for Freddy. He can't stop giggling! Have your students write about a time when they were really nervous. What did they do to overcome their fears?





Name: _____

Date: _____

My nocturnal animal is:

This is what my animal looks like:

Drawing of my nocturnal animal

My animal is a (mammal, bird, reptile, etc.):

My animal lives:



My animal eats:

My animal protects itself by:

My animal moves by:

This is something really interesting about my animal:

Meet Freddy and His Friends



Robbie Jackson

Freddy's best friend and a brainiac who loves science

Freddy Thresher

A shark expert who has a nose for trouble



Chloe

One of Freddy's classmates who thinks she knows everything



Jessie

Freddy's good friend who loves sports and speaks Spanish



Max Sellars

The biggest bully in first grade and Freddy's worst enemy



Mrs. Wushy

Freddy's first-grade teacher at Lincoln Elementary

