



**KINGDOM OF CAMBODIA
NATION RELIGION KING**

**MINISTRY OF LABOUR AND VACATIONAL TRAINING
DIRECTORATE GENERAL OF TECHNICAL VOCATIONAL EDUCATION AND TRAINING
DEPARTMENT OF LABOUR MARKET INFORMATION**

TECHNICAL AND VOCATIONAL EDUCATION AND TRAINING STATISTICS

01 October 2014-30 September 2015

TVETMIS OFFICE
Report Date : 12 February 2016

Table of Contents

Definitions.....	i
Table 1 - Institutions, Students and Staff (MLVT Public Training Institutions and MLVT Registered Training Institutions)	1
Table 2 - Enrollment by Training Level (MLVT Public Training Institutions and MLVT Registered Training Institutions)	2
Table 3 A - Short Course Enrollment by Province (MLVT Public Training Institutions and MLVT Registered Training Institutions)	3
Table 3 B - C1 Enrollment by Province (MLVT Public Institutions and MLVT Registered Institutions)	4
Table 3 C - C2 Enrollment by Province (MLVT Public Institutions and MLVT Registered Institutions)	5
Table 3 D - C3 Enrollment by Province (MLVT Public Institutions and MLVT Registered Institutions)	6
Table 3 E - High Diploma Enrollment by Province (MLVT Public Institutions and MLVT Registered Institutions).....	7
Table 3 F - Bachelor Enrollment by Province (MLVT Public Institutions and MLVT Registered Institutions)	8
Table 3 G - Master Enrollment by Province (MLVT Public Institutions and MLVT Registered Institutions).....	9
Table 3 H - PhD Enrollment by Province (MLVT Public Training Institutions and MLVT Registered Training Institutions)	10
Table 4 A - MLVT Public Training Institutions, Students and Staff by Province	11
Table 4 B - MLVT Registered Training Institutions, Students and Staff by Province	12
Table 5 A - MLVT Registered Training Institution Staff by Education Qualification and Pedagogical Training by Province.....	13
Table 5 B - MLVT Registered Training Institution Staff by Education Qualification and Pedagogical Training by Province.....	14
Table 6 A - MLVT Public Training Institution Non Teaching Staff by Functions by Province	15
Table 6 B - MLVT Registered Training Institution Non Teaching Staff by Functions by Province	16
Table 7 A - Non- Formal Student Age 15-19 by Province (MLVT Public Training Institutions and MLVT Registered Training Institutions)	17
Table 7 B - Non- Formal Student Age 20-24 by Province (MLVT Public Training Institutions and MLVT Registered Training Institutions)	18
Table 7 C - Non- Formal Student Age 25-29 by Province (MLVT Public Training Institutions and MLVT Registered Training Institutions)	19
Table 7 D - Non- Formal Student Age 30-34 by Province (MLVT Public Training Institutions and MLVT Registered Training Institutions)	20
Table 7 E - Non- Formal Student Age 35-39 by Province (MLVT Public Training Institutions and MLVT Registered Training Institutions)	21
Table 7 F - Non- Formal Student Age 40-44 by Province (MLVT Public Training Institutions and MLVT Registered Training Institutions)	22
Table 7 G - Non- Formal Student Age 45-49 by Province (MLVT Public Training Institutions and MLVT Registered Training Institutions).....	23

Table 7 H - Non- Formal Student Age 50-54 by Province (MLVT Public Training Institutions and MLVT Registered Training Institutions)	24
Table 7 I - Non- Formal Student Age 55-59 by Province (MLVT Public Training Institutions and MLVT Registered Training Institutions)	25
Table 7 J - Non- Formal Student Age 60-64 by Province (MLVT Public Training Institutions and MLVT Registered Training Institutions).....	26
Table 7 K - Non- Formal Student Age 65 Above by Province (MLVT Public Training Institutions and MLVT Registered Training Institutions)	27
Table 8 A - Formal Student Age 15-19 by Province (MLVT Public Training Institutions and MLVT Registered Training Institutions).....	28
Table 8 B - Formal Student Age 20-24 by Province (MLVT Public Institutions and MLVT Registered Institutions)	29
Table 8 C - Formal Student Age 25-29 by Province (MLVT Public Institutions and MLVT Registered Institutions).....	30
Table 8 D - Formal Student Age 30-34 by Province (MLVT Public Institutions and MLVT Registered Institutions).....	31
Table 8 E - Formal Student Age 35-39 by Province (MLVT Public Training Institutions and MLVT Registered Training Institutions).....	32
Table 8 F - Formal Student Age 40-44 by Province (MLVT Public Training Institutions and MLVT Registered Training Institutions).....	33
Table 8 G - Formal Student Age 45-49 by Province (MLVT Public Institutions and MLVT Registered Institutions).....	34
Table 8 H - Formal Student Age 50-54 by Province (MLVT Public Institutions and MLVT Registered Institutions)	35
Table 8 I - Formal Student Age 55-59 by Province (MLVT Public Institutions and MLVT Registered Institutions).....	36
Table 8 J - Formal Student Age 60-64 by Province (MLVT Public Training Institutions and MLVT Registered Training Institutions)	37
Table 8 K - Formal Student Age 65-UP by Province (MLVT Public Training Institutions and MLVT Registered Training Institutions).....	38
Table 9 - Students and Staff by MLVT Training Institutions.....	39
Table 10 A - Short Course Enrollment by Institution.....	41
Table 10 B - C1 Enrollment by Institution	43
Table 10 C - C2 Enrollment by Institution.....	45
Table 10 D - C3 Enrollment by Institution.....	47
Table 10 E - Diploma Enrollment by Institution.....	49
Table 10 F - Bachelor Enrollment by Institution.....	51
Table 10 G - Master Enrollment by Institution	53
Table 10 H - PhD Enrollment by Institution.....	55
Table 11 - Institution Staff by Education Qualification and Pedagogical Training by Institution.....	57
Table 12 - Institution Non Teaching Staff by Functions by Institution.....	59
Table 13 A - Non- Formal Student Age 15-19 by Institution	61

Table 13 B - Non- Formal Student Age 20-24 by Institution	63
Table 13 C - Non- Formal Student Age 25-29 by Institution	65
Table 13 D - Non- Formal Student Age 30-34 by Institution	67
Table 13 E - Non- Formal Student 35-39 by Institution.....	69
Table 13 F - Non- Formal Student Age 40-44 by Institution.....	71
Table 13 G - Non- Formal Student Age 45-49 by Institution	73
Table 13 H - Non- Formal Student Age 50-54 by Institution	75
Table 13 I - Non- Formal Student Age 55-59 by Institution.....	77
Table 13 J - Non- Formal Student 60-64 by Institution	79
Table 13 K - Non- Formal Student 65-UP by Institution.....	81
Table 14 A - Formal Student Age 15-19 by Institution	83
Table 14 B - Formal Student Age 20-24 by Institution	85
Table 14 C - Formal Student Age 25-29 by Institution.....	87
Table 14 D - Formal Student Age 30-34 by Institution.....	89
Table 14 E - Formal Student Age 35-39 by Institution	91
Table 14 F - Formal Student Age 40-44 by Institution	93
Table 14 G - Formal Student Age 45-49 by Institution.....	95
Table 14 H - Formal Student Age 50-54 by Institution	97
Table 14 I - Formal Student Age 55-59 by Institution	99
Table 14 J - Formal Student Age 60-64 by Institution.....	101
Table 14 K - Formal Student Age 65-UP by Institution	103
Table 15 A - Employed after Graduation, Whole Country.....	104
Table 15 B - 3 Months Employed after Graduation by Training Level	105
Table 15 C - 6 Months Employed after Graduation by Training Level	106
Table 15 D - Employed after Graduation by Province	107
Table 15 E - Employed after Graduation by Training Institution.....	108
Appendix 1: Short Course Enrollment by Course Name, Whole Country	109

Appendix 2: CENTER BASE - Short Course Enrollment by Course Name, Whole Country	112
Appendix 3: ENTERPRISE BASE - Short Course Enrollment by Course Name, Whole Country	114
Appendix 4: COMMUNITY BASE - Short Course Enrollment by Course Name, Whole Country	115
Appendix 5: Long Course Enrollment by Course Name, Whole Country	117
Appendix 6: CERTIFICATE LEVEL 1 - Enrollment by Course Name, Whole Country	118
Appendix 7: CERTIFICATE LEVEL 2 - Enrollment by Course Name, Whole Country	119
Appendix 8: CERTIFICATE LEVEL 3 - Enrollment by Course Name, Whole Country	120
Appendix 9: ASSOCIATE - Enrollment by Course Name, Whole Country	121
Appendix 10: BACHELOR - Enrollment by Course Name, Whole Country.....	122
Appendix 11 - Short Course Student Overview	123
Appendix 12 - LONG Course Student Overview	126

Definitions

Number of public training institutions: Total number of public TVET institutions under Ministry of Labour and Vocational Training.

Number of private training institutions: Total number of private TVET institutions registered with Ministry of Labour and Vocational Training.

Institution: TVET institution that offers training from short course up to Master level.

Regional Training Center (RCT): TVET institution that offers training from short course up to Master level.

Provincial Training Center (PTC)/ Vocational Training Center (VTC): TVET institution that offers training from short course up to Diploma level.

Enrollment: Number of trainees enrolled in a particular course.

Dropout: Number of trainees drop out from training course. When a trainee does not attend the course more than 50 percent of total training hours, he/she will be classified as dropout.

Employed after graduation: Number of trainees who have a job within 3 months or 6 months after graduation.

Teaching Staff: Number of staff whose main duty is teaching/training.

Non Teaching Staff: Number of staff whose main duty is not teaching/training such as director, deputy director, admin staff, driver etc.

Total Staff: Total number of staff both teaching and non-teaching.

Short Course: A program involving practical vocational training tasks (including workshops) and a limited number of classroom presentations until the competencies specified as learning outcomes for the program concerned have been achieved. For most learners beginning at entry level this would normally require less than one year of full time studies or equivalent (non-formal training).

C1: Technical and Vocational Certificate 1. A program involving practical technical and vocational training tasks (including workshops) and a limited number of classroom presentations until the competencies specified as learning outcomes for the program concerned have been achieved. For most learners beginning at level 1 this would normally require one year of full time studies or equivalent.

C2: Technical and Vocational Certificate 2. A program involving practical vocational training tasks (including workshops and laboratory activities) and some classroom presentations until the competencies specified as learning outcomes for the program concerned have been achieved. For most learners beginning after level 2 would normally require one year of full time studies or equivalent.

C3: Technical and Vocational Certificate 3. A program involving practical technical training (including workshops, laboratories and applied work and work experience) and classroom presentations until the competencies specified as learning outcomes for the program concerned have been achieved. For most learners beginning after level 3 this would normally require one year of full time work and study or equivalent. This work would be assessed as equivalent to 30 credit hours.

Diploma: A program involving study and practical technical training (including classroom presentations, workshops, laboratories and applied work and work experience) until the competencies specified as learning outcomes for the program concerned have been achieved. For students entering technical education after general secondary school two years of study and training or equivalent (at least 60 credit hours) would be required. This work would be assessed as equivalent to 30 credit hours beyond level 4.

Bachelor: A Bachelors Degree program in technology/engineer/business education/training is a systematic, research-based, coherent, introduction to knowledge, idea, principles, concept, research methods and to analytical and problem-solving techniques of a recognized major subject or subjects. A programme leading to this qualification usually involves major studies in which significant knowledge is available. Programme content is taken to significant depth and progressively developed to a high level, which provides a basis for post-graduate study and professional careers. An award requiring a minimum of 120 credit hours at post secondary levels, normally following four years of full time training and study or equivalent at post secondary levels.

Master: Masters degree of technology/business aimed at advanced professional expertise may involve a significant independent project applying learning gained to issues or problems in their field, together with advanced coursework. Masters degrees of technology/business in Technical and Vocational Education and Training is normally designed to extend the principal subject or subjects of the qualifying degree or may be build on relevant knowledge and skills derived from advanced occupational experience. A master's degree of technology/business education contains a significant element of supervised research, normally embodied in a thesis, dissertation or substantial research paper. The master's degree of technology/business education required a minimum of 24 credits for course work plus a thesis in a research degree program, or 39 credits for course work plus a significant project (45-57 credits). Masters degrees normally involve at least two years for full-time of advanced study following completion of a bachelor degree.

PhD: The Doctoral Degree required a minimum of 54 credit hours for advanced coursework plus a major thesis normally taken at least three years up to six years for full time academic years and eight years for part time or equivalent following a Masters degree. An alternative program structure with greater concentration on independent research is available in selected fields at some institutions involving a minimum of 12 credit hours and a more extensive thesis.

% Female: Percentage of female trainees in compare to total number of trainees.

Formula:
$$\frac{\text{Female enrollment} \times 100}{\text{Total enrollment}}$$

Non-Formal: Refer to Short Course.

Formal: Refer to course from Certificate1 (CQF2) and above.

Graduation: Trainees who are successfully completed a training course and certified for that course.

Table 1 - Institutions, Students and Staff (MLVT Public Training Institutions and MLVT Registered Training Institutions)

<i>Particular</i>	<i>Number of institutions</i>	<i>Enrollment</i>		<i>Drop Out</i>		<i>Graduation</i>		<i>Teaching Staff</i>		<i>Non-teaching Staff</i>		<i>Total Staff</i>	
		<i>Total</i>	<i>Female</i>	<i>Total</i>	<i>Female</i>	<i>Total</i>	<i>Female</i>	<i>Total</i>	<i>Female</i>	<i>Total</i>	<i>Female</i>	<i>Total</i>	<i>Female</i>
Whole country	39	32,757	10,411	2,526	576	26,557	11,082	2,287	900	1,362	314	3,649	1214

By institution category

Institute	13	21,110	4,823	1,888	339	13,871	4,810	662	296	622	152	1,284	448
PTC / VTC	26	11,647	5,588	638	237	12,686	6,272	1,625	604	740	162	2,365	766
NGO & Private	-	-	-	-	-	-	-	-	-	-	-	-	-

By location

Phnom Penh	8	16,348	2,594	1,378	206	9,077	2,406	319	167	487	111	806	278
Provinces	31	16,409	7,817	1,148	370	17,480	8,676	1,968	733	875	203	2,843	936

Table 2 - Enrollment by Training Level (MLVT Public Training Institutions and MLVT Registered Training Institutions)

Particular	Number of institutions	Short Course		C1		C2		C3		Higher Diploma		Bachelor		Master		PhD	
		Total	Female	Total	Female	Total	Female	Total	Female	Total	Female	Total	Female	Total	Female	Total	Female
Whole country	39	14,197	6,827	751	171	138	22	163	20	4,641	556	12,842	2,814	25	1	0	0
By institution category																	
Institute	13	3,627	1,553	371	72	116	18	158	20	3,971	345	12,842	2,814	25	1	0	0
PTC / VTC	26	10,570	5,274	380	99	22	4	5	0	670	211	0	0	0	0	0	0
NGO & Private	-	-	-	-	-	-	-	-	-	-	-	-	-	-	-	-	-
By location																	
Phnom Penh	8	1,128	177	90	2	22	9	48	3	3,367	198	11,668	2,204	25	1	0	0
Provinces	31	13,069	6,650	661	169	116	13	115	17	1,274	358	1,174	610	0	0	0	0

Table 3 A - Short Course Enrollment by Province (MLVT Public Training Institutions and MLVT Registered Training Institutions)

Province	Number of institutions		Enrollment						Drop Out						Graduation					
			Grand Total		Public		NGO & Private		Grand Total		Public		NGO & Private		Grand Total		Public		NGO & Private	
	Public	NGO & Private	Total	Female	Total	Female	Total	Female	Total	Female	Total	Female	Total	Female	Total	Female	Total	Female	Total	Female
Banteay Meanchey	1	-	680	213	680	213	-	-	-	-	-	-	-	-	-	-	-	-	-	-
Battambang	3	-	2,363	1,245	2,363	1,245	-	-	-	-	-	-	-	-	-	-	-	-	-	-
Kampong Cham	1	-	653	407	653	407	-	-	-	-	-	-	-	-	-	-	-	-	-	-
Kampong Chhnang	1	-	160	63	160	63	-	-	-	-	-	-	-	-	-	-	-	-	-	-
Kampong Speu	1	-	350	160	350	160	-	-	-	-	-	-	-	-	-	-	-	-	-	-
Kampong Thom	1	-	100	71	100	71	-	-	-	-	-	-	-	-	-	-	-	-	-	-
Kampot	2	-	968	540	968	540	-	-	-	-	-	-	-	-	-	-	-	-	-	-
Kandal	1	-	410	122	410	122	-	-	-	-	-	-	-	-	-	-	-	-	-	-
Kep	1	-	682	452	682	452	-	-	-	-	-	-	-	-	-	-	-	-	-	-
Koh Kong	1	-	603	226	603	226	-	-	-	-	-	-	-	-	-	-	-	-	-	-
Kratie	1	-	645	362	645	362	-	-	-	-	-	-	-	-	-	-	-	-	-	-
Mondul Kiri	1	-	460	308	460	308	-	-	-	-	-	-	-	-	-	-	-	-	-	-
Otdar Meanchey	1	-	497	272	497	272	-	-	-	-	-	-	-	-	-	-	-	-	-	-
Pailin	1	-	226	88	226	88	-	-	-	-	-	-	-	-	-	-	-	-	-	-
Phnom Penh	8	-	1,128	177	1,128	177	-	-	-	-	-	-	-	-	-	-	-	-	-	-
Preah Sihanouk	1	-	400	254	400	254	-	-	-	-	-	-	-	-	-	-	-	-	-	-
Preah Vihear	2	-	370	207	370	207	-	-	-	-	-	-	-	-	-	-	-	-	-	-
Prey Veng	1	-	780	276	780	276	-	-	-	-	-	-	-	-	-	-	-	-	-	-
Pursat	2	-	390	218	390	218	-	-	-	-	-	-	-	-	-	-	-	-	-	-
Ratanak Kiri	1	-	812	381	812	381	-	-	-	-	-	-	-	-	-	-	-	-	-	-
Siem Reap	3	-	808	425	808	425	-	-	-	-	-	-	-	-	-	-	-	-	-	-
Stung Treng	1	-	119	60	119	60	-	-	-	-	-	-	-	-	-	-	-	-	-	-
Svay Rieng	1	-	573	293	573	293	-	-	-	-	-	-	-	-	-	-	-	-	-	-
Takeo	1	-	20	7	20	7	-	-	-	-	-	-	-	-	-	-	-	-	-	-
Tbong Khmum	1	-	-	-	-	-	-	-	-	-	-	-	-	-	-	-	-	-	-	-
Whole Country	39		14,197	6,827	14,197	6,827	-	-	-	-	-	-	-	-	-	-	-	-	-	-

Table 3 B - C1 Enrollment by Province (MLVT Public Institutions and MLVT Registered Institutions)

Province	Number of institutions		Enrollment						Drop Out						Graduation					
			Grand Total		Public		NGO & Private		Grand Total		Public		NGO & Private		Grand Total		Public		NGO & Private	
	Public	NGO & Private	Total	Female	Total	Female	Total	Female	Total	Female	Total	Female	Total	Female	Total	Female	Total	Female	Total	Female
Banteay Meanchey	1	-	24	2	24	2	-	-	-	-	-	-	-	-	-	-	-	-	-	-
Battambang	3	-	168	27	168	27	-	-	-	-	-	-	-	-	-	-	-	-	-	-
Kampong Cham	1	-	40	23	40	23	-	-	-	-	-	-	-	-	-	-	-	-	-	-
Kampong Chhnang	1	-	0	0	0	0	-	-	-	-	-	-	-	-	-	-	-	-	-	-
Kampong Speu	1	-	75	12	75	12	-	-	-	-	-	-	-	-	-	-	-	-	-	-
Kampong Thom	1	-	7	3	7	3	-	-	-	-	-	-	-	-	-	-	-	-	-	-
Kampot	2	-	40	2	40	2	-	-	-	-	-	-	-	-	-	-	-	-	-	-
Kandal	1	-	0	0	0	0	-	-	-	-	-	-	-	-	-	-	-	-	-	-
Kep	1	-	0	0	0	0	-	-	-	-	-	-	-	-	-	-	-	-	-	-
Koh Kong	1	-	48	16	48	16	-	-	-	-	-	-	-	-	-	-	-	-	-	-
Kratie	1	-	0	0	0	0	-	-	-	-	-	-	-	-	-	-	-	-	-	-
Mondul Kiri	1	-	0	0	0	0	-	-	-	-	-	-	-	-	-	-	-	-	-	-
Otdar Meanchey	1	-	0	0	0	0	-	-	-	-	-	-	-	-	-	-	-	-	-	-
Pailin	1	-	0	0	0	0	-	-	-	-	-	-	-	-	-	-	-	-	-	-
Phnom Penh	8	-	90	2	90	2	-	-	-	-	-	-	-	-	-	-	-	-	-	-
Preah Sihanouk	1	-	28	7	28	7	-	-	-	-	-	-	-	-	-	-	-	-	-	-
Preah Vihear	2	-	0	0	0	0	-	-	-	-	-	-	-	-	-	-	-	-	-	-
Prey Veng	1	-	0	0	0	0	-	-	-	-	-	-	-	-	-	-	-	-	-	-
Pursat	2	-	97	36	97	36	-	-	-	-	-	-	-	-	-	-	-	-	-	-
Ratanak Kiri	1	-	0	0	0	0	-	-	-	-	-	-	-	-	-	-	-	-	-	-
Siem Reap	3	-	76	13	76	13	-	-	-	-	-	-	-	-	-	-	-	-	-	-
Stung Treng	1	-	0	0	0	0	-	-	-	-	-	-	-	-	-	-	-	-	-	-
Svay Rieng	1	-	58	28	58	28	-	-	-	-	-	-	-	-	-	-	-	-	-	-
Takeo	1	-	0	0	0	0	-	-	-	-	-	-	-	-	-	-	-	-	-	-
Tbong Khmum	1	-	0	0	0	0	-	-	-	-	-	-	-	-	-	-	-	-	-	-
Whole Country	39	-	751	171	751	171	-	-	-	-	-	-	-	-	-	-	-	-	-	-

Table 3 C - C2 Enrollment by Province (MLVT Public Institutions and MLVT Registered Institutions)

Province	Number of institutions		Enrollment						Drop Out						Graduation					
			Grand Total		Public		NGO & Private		Grand Total		Public		NGO & Private		Grand Total		Public		NGO & Private	
	Public	Private	Total	Female	Total	Female	Total	Female	Total	Female	Total	Female	Total	Female	Total	Female	Total	Female	Private	Female
Banteay Meanchey	1	-	0	0	0	0	-	-	-	-	-	-	-	-	-	-	-	-	-	-
Battambang	3	-	86	9	86	9	-	-	-	-	-	-	-	-	-	-	-	-	-	-
Kampong Cham	1	-	0	0	0	0	-	-	-	-	-	-	-	-	-	-	-	-	-	-
Kampong Chhnang	1	-	0	0	0	0	-	-	-	-	-	-	-	-	-	-	-	-	-	-
Kampong Speu	1	-	0	0	0	0	-	-	-	-	-	-	-	-	-	-	-	-	-	-
Kampong Thom	1	-	0	0	0	0	-	-	-	-	-	-	-	-	-	-	-	-	-	-
Kampot	2	-	8	0	8	0	-	-	-	-	-	-	-	-	-	-	-	-	-	-
Kandal	1	-	0	0	0	0	-	-	-	-	-	-	-	-	-	-	-	-	-	-
Kep	1	-	0	0	0	0	-	-	-	-	-	-	-	-	-	-	-	-	-	-
Koh Kong	1	-	0	0	0	0	-	-	-	-	-	-	-	-	-	-	-	-	-	-
Kratie	1	-	0	0	0	0	-	-	-	-	-	-	-	-	-	-	-	-	-	-
Mondul Kiri	1	-	0	0	0	0	-	-	-	-	-	-	-	-	-	-	-	-	-	-
Otdar Meanchey	1	-	0	0	0	0	-	-	-	-	-	-	-	-	-	-	-	-	-	-
Pailin	1	-	0	0	0	0	-	-	-	-	-	-	-	-	-	-	-	-	-	-
Phnom Penh	8	-	22	9	22	9	-	-	-	-	-	-	-	-	-	-	-	-	-	-
Preah Sihanouk	1	-	22	4	22	4	-	-	-	-	-	-	-	-	-	-	-	-	-	-
Preah Vihear	2	-	0	0	0	0	-	-	-	-	-	-	-	-	-	-	-	-	-	-
Prey Veng	1	-	0	0	0	0	-	-	-	-	-	-	-	-	-	-	-	-	-	-
Pursat	2	-	0	0	0	0	-	-	-	-	-	-	-	-	-	-	-	-	-	-
Ratanak Kiri	1	-	0	0	0	0	-	-	-	-	-	-	-	-	-	-	-	-	-	-
Siem Reap	3	-	0	0	0	0	-	-	-	-	-	-	-	-	-	-	-	-	-	-
Stung Treng	1	-	0	0	0	0	-	-	-	-	-	-	-	-	-	-	-	-	-	-
Svay Rieng	1	-	0	0	0	0	-	-	-	-	-	-	-	-	-	-	-	-	-	-
Takeo	1	-	0	0	0	0	-	-	-	-	-	-	-	-	-	-	-	-	-	-
Tbong Khmum	1	-	0	0	0	0	-	-	-	-	-	-	-	-	-	-	-	-	-	-
Whole Country	39	-	138	22	138	22	-	-	-	-	-	-	-	-	-	-	-	-	-	-

Table 3 D - C3 Enrollment by Province (MLVT Public Institutions and MLVT Registered Institutions)

Province	Number of institutions		Enrollment						Drop Out						Graduation					
			Grand Total		Public		NGO & Private		Grand Total		Public		NGO & Private		Grand Total		Public		NGO & Private	
	Public	NGO & Private	Total	Female	Total	Female	Total	Female	Total	Female	Total	Female	Total	Female	Total	Female	Total	Female	Private	Female
Banteay Meanchey	1	-	0	0	0	0	-	-	-	-	-	-	-	-	-	-	-	-	-	-
Battambang	3	-	83	14	83	14	-	-	-	-	-	-	-	-	-	-	-	-	-	-
Kampong Cham	1	-	0	0	0	0	-	-	-	-	-	-	-	-	-	-	-	-	-	-
Kampong Chhnang	1	-	0	0	0	0	-	-	-	-	-	-	-	-	-	-	-	-	-	-
Kampong Speu	1	-	0	0	0	0	-	-	-	-	-	-	-	-	-	-	-	-	-	-
Kampong Thom	1	-	0	0	0	0	-	-	-	-	-	-	-	-	-	-	-	-	-	-
Kampot	2	-	27	3	27	3	-	-	-	-	-	-	-	-	-	-	-	-	-	-
Kandal	1	-	0	0	0	0	-	-	-	-	-	-	-	-	-	-	-	-	-	-
Kep	1	-	0	0	0	0	-	-	-	-	-	-	-	-	-	-	-	-	-	-
Koh Kong	1	-	0	0	0	0	-	-	-	-	-	-	-	-	-	-	-	-	-	-
Kratie	1	-	0	0	0	0	-	-	-	-	-	-	-	-	-	-	-	-	-	-
Mondul Kiri	1	-	0	0	0	0	-	-	-	-	-	-	-	-	-	-	-	-	-	-
Otdar Meanchey	1	-	0	0	0	0	-	-	-	-	-	-	-	-	-	-	-	-	-	-
Pailin	1	-	0	0	0	0	-	-	-	-	-	-	-	-	-	-	-	-	-	-
Phnom Penh	8	-	48	3	48	3	-	-	-	-	-	-	-	-	-	-	-	-	-	-
Preah Sihanouk	1	-	5	0	5	0	-	-	-	-	-	-	-	-	-	-	-	-	-	-
Preah Vihear	2	-	0	0	0	0	-	-	-	-	-	-	-	-	-	-	-	-	-	-
Prey Veng	1	-	0	0	0	0	-	-	-	-	-	-	-	-	-	-	-	-	-	-
Pursat	2	-	0	0	0	0	-	-	-	-	-	-	-	-	-	-	-	-	-	-
Ratanak Kiri	1	-	0	0	0	0	-	-	-	-	-	-	-	-	-	-	-	-	-	-
Siem Reap	3	-	0	0	0	0	-	-	-	-	-	-	-	-	-	-	-	-	-	-
Stung Treng	1	-	0	0	0	0	-	-	-	-	-	-	-	-	-	-	-	-	-	-
Svay Rieng	1	-	0	0	0	0	-	-	-	-	-	-	-	-	-	-	-	-	-	-
Takeo	1	-	0	0	0	0	-	-	-	-	-	-	-	-	-	-	-	-	-	-
Tbong Khmum	1	-	0	0	0	0	-	-	-	-	-	-	-	-	-	-	-	-	-	-
Whole Country	39	-	163	20	163	20	-	-	-	-	-	-	-	-	-	-	-	-	-	-

Table 3 E - High Diploma Enrollment by Province (MLVT Public Institutions and MLVT Registered Institutions)

Province	Number of institutions		Enrollment						Drop Out						Graduation					
			Grand Total		Public		NGO & Private		Grand Total		Public		NGO & Private		Grand Total		Public		NGO & Private	
	Public	Private	Total	Female	Total	Female	Total	Female	Total	Female	Total	Female	Total	Female	Total	Female	Total	Female	Private	Female
Banteay Meanchey	1	-	40	13	40	13	-	-	-	-	-	-	-	-	-	-	-	-	-	-
Battambang	3	-	222	22	222	22	-	-	-	-	-	-	-	-	-	-	-	-	-	-
Kampong Cham	1	-	105	69	105	69	-	-	-	-	-	-	-	-	-	-	-	-	-	-
Kampong Chhnang	1	-	0	0	0	0	-	-	-	-	-	-	-	-	-	-	-	-	-	-
Kampong Speu	1	-	41	9	41	9	-	-	-	-	-	-	-	-	-	-	-	-	-	-
Kampong Thom	1	-	44	26	44	26	-	-	-	-	-	-	-	-	-	-	-	-	-	-
Kampot	2	-	194	40	194	40	-	-	-	-	-	-	-	-	-	-	-	-	-	-
Kandal	1	-	0	0	0	0	-	-	-	-	-	-	-	-	-	-	-	-	-	-
Kep	1	-	0	0	0	0	-	-	-	-	-	-	-	-	-	-	-	-	-	-
Koh Kong	1	-	0	0	0	0	-	-	-	-	-	-	-	-	-	-	-	-	-	-
Kratie	1	-	0	0	0	0	-	-	-	-	-	-	-	-	-	-	-	-	-	-
Mondul Kiri	1	-	0	0	0	0	-	-	-	-	-	-	-	-	-	-	-	-	-	-
Otdar Meanchey	1	-	0	0	0	0	-	-	-	-	-	-	-	-	-	-	-	-	-	-
Pailin	1	-	0	0	0	0	-	-	-	-	-	-	-	-	-	-	-	-	-	-
Phnom Penh	8	-	3,367	198	3,367	198	-	-	-	-	-	-	-	-	-	-	-	-	-	-
Preah Sihanouk	1	-	129	29	129	29	-	-	-	-	-	-	-	-	-	-	-	-	-	-
Preah Vihear	2	-	0	0	0	0	-	-	-	-	-	-	-	-	-	-	-	-	-	-
Prey Veng	1	-	0	0	0	0	-	-	-	-	-	-	-	-	-	-	-	-	-	-
Pursat	2	-	130	50	130	50	-	-	-	-	-	-	-	-	-	-	-	-	-	-
Ratanak Kiri	1	-	0	0	0	0	-	-	-	-	-	-	-	-	-	-	-	-	-	-
Siem Reap	3	-	90	10	90	10	-	-	-	-	-	-	-	-	-	-	-	-	-	-
Stung Treng	1	-	0	0	0	0	-	-	-	-	-	-	-	-	-	-	-	-	-	-
Svay Rieng	1	-	233	80	233	80	-	-	-	-	-	-	-	-	-	-	-	-	-	-
Takeo	1	-	46	10	46	10	-	-	-	-	-	-	-	-	-	-	-	-	-	-
Tbong Khmum	1	-	-	-	-	-	-	-	-	-	-	-	-	-	-	-	-	-	-	-
Whole Country	39	-	4,641	556	4,641	556	-	-	-	-	-	-	-	-	-	-	-	-	-	-

Table 3 F - Bachelor Enrollment by Province (MLVT Public Institutions and MLVT Registered Institutions)

Province	Number of institutions		Enrollment						Drop Out						Graduation					
			Grand Total		Public		NGO & Private		Grand Total		Public		NGO & Private		Grand Total		Public		NGO & Private	
	Public	Private	Total	Female	Total	Female	Total	Female	Total	Female	Total	Female	Total	Female	Total	Female	Total	Female	Private	Female
Banteay Meanchey	1	-	0	0	0	0	-	-	-	-	-	-	-	-	-	-	-	-	-	-
Battambang	3	-	187	54	187	54	-	-	-	-	-	-	-	-	-	-	-	-	-	-
Kampong Cham	1	-	0	0	0	0	-	-	-	-	-	-	-	-	-	-	-	-	-	-
Kampong Chhnang	1	-	0	0	0	0	-	-	-	-	-	-	-	-	-	-	-	-	-	-
Kampong Speu	1	-	0	0	0	0	-	-	-	-	-	-	-	-	-	-	-	-	-	-
Kampong Thom	1	-	0	0	0	0	-	-	-	-	-	-	-	-	-	-	-	-	-	-
Kampot	2	-	960	556	960	556	-	-	-	-	-	-	-	-	-	-	-	-	-	-
Kandal	1	-	0	0	0	0	-	-	-	-	-	-	-	-	-	-	-	-	-	-
Kep	1	-	0	0	0	0	-	-	-	-	-	-	-	-	-	-	-	-	-	-
Koh Kong	1	-	0	0	0	0	-	-	-	-	-	-	-	-	-	-	-	-	-	-
Kratie	1	-	0	0	0	0	-	-	-	-	-	-	-	-	-	-	-	-	-	-
Mondul Kiri	1	-	0	0	0	0	-	-	-	-	-	-	-	-	-	-	-	-	-	-
Otdar Meanchey	1	-	0	0	0	0	-	-	-	-	-	-	-	-	-	-	-	-	-	-
Pailin	1	-	0	0	0	0	-	-	-	-	-	-	-	-	-	-	-	-	-	-
Phnom Penh	8	-	11,668	2,204	11,668	2,204	-	-	-	-	-	-	-	-	-	-	-	-	-	-
Preah Sihanouk	1	-	0	0	0	0	-	-	-	-	-	-	-	-	-	-	-	-	-	-
Preah Vihear	2	-	0	0	0	0	-	-	-	-	-	-	-	-	-	-	-	-	-	-
Prey Veng	1	-	0	0	0	0	-	-	-	-	-	-	-	-	-	-	-	-	-	-
Pursat	2	-	0	0	0	0	-	-	-	-	-	-	-	-	-	-	-	-	-	-
Ratanak Kiri	1	-	0	0	0	0	-	-	-	-	-	-	-	-	-	-	-	-	-	-
Siem Reap	3	-	27	0	27	0	-	-	-	-	-	-	-	-	-	-	-	-	-	-
Stung Treng	1	-	0	0	0	0	-	-	-	-	-	-	-	-	-	-	-	-	-	-
Svay Rieng	1	-	0	0	0	0	-	-	-	-	-	-	-	-	-	-	-	-	-	-
Takeo	1	-	0	0	0	0	-	-	-	-	-	-	-	-	-	-	-	-	-	-
Tbong Khmum	1	-	-	-	-	-	-	-	-	-	-	-	-	-	-	-	-	-	-	-
Whole Country	39	-	12,842	2,814	12,842	2,814	-	-	-	-	-	-	-	-	-	-	-	-	-	-

Table 3 G - Master Enrollment by Province (MLVT Public Institutions and MLVT Registered Institutions)

Province	Number of institutions		Enrollment						Drop Out						Graduation					
			Grand Total		Public		NGO & Private		Grand Total		Public		NGO & Private		Grand Total		Public		NGO & Private	
	Public	Private	Total	Female	Total	Female	Total	Female	Total	Female	Total	Female	Total	Female	Total	Female	Total	Female	Private	Female
Banteay Meanchey	1	-	0	0	0	0	-	-	-	-	-	-	-	-	-	-	-	-	-	-
Battambang	3	-	0	0	0	0	-	-	-	-	-	-	-	-	-	-	-	-	-	-
Kampong Cham	1	-	0	0	0	0	-	-	-	-	-	-	-	-	-	-	-	-	-	-
Kampong Chhnang	1	-	0	0	0	0	-	-	-	-	-	-	-	-	-	-	-	-	-	-
Kampong Speu	1	-	0	0	0	0	-	-	-	-	-	-	-	-	-	-	-	-	-	-
Kampong Thom	1	-	0	0	0	0	-	-	-	-	-	-	-	-	-	-	-	-	-	-
Kampot	2	-	0	0	0	0	-	-	-	-	-	-	-	-	-	-	-	-	-	-
Kandal	1	-	0	0	0	0	-	-	-	-	-	-	-	-	-	-	-	-	-	-
Kep	1	-	0	0	0	0	-	-	-	-	-	-	-	-	-	-	-	-	-	-
Koh Kong	1	-	0	0	0	0	-	-	-	-	-	-	-	-	-	-	-	-	-	-
Kratie	1	-	0	0	0	0	-	-	-	-	-	-	-	-	-	-	-	-	-	-
Mondul Kiri	1	-	0	0	0	0	-	-	-	-	-	-	-	-	-	-	-	-	-	-
Otdar Meanchey	1	-	0	0	0	0	-	-	-	-	-	-	-	-	-	-	-	-	-	-
Pailin	1	-	0	0	0	0	-	-	-	-	-	-	-	-	-	-	-	-	-	-
Phnom Penh	8	-	25	1	25	1	-	-	-	-	-	-	-	-	-	-	-	-	-	-
Preah Sihanouk	1	-	0	0	0	0	-	-	-	-	-	-	-	-	-	-	-	-	-	-
Preah Vihear	2	-	0	0	0	0	-	-	-	-	-	-	-	-	-	-	-	-	-	-
Prey Veng	1	-	0	0	0	0	-	-	-	-	-	-	-	-	-	-	-	-	-	-
Pursat	2	-	0	0	0	0	-	-	-	-	-	-	-	-	-	-	-	-	-	-
Ratanak Kiri	1	-	0	0	0	0	-	-	-	-	-	-	-	-	-	-	-	-	-	-
Siem Reap	3	-	0	0	0	0	-	-	-	-	-	-	-	-	-	-	-	-	-	-
Stung Treng	1	-	0	0	0	0	-	-	-	-	-	-	-	-	-	-	-	-	-	-
Svay Rieng	1	-	0	0	0	0	-	-	-	-	-	-	-	-	-	-	-	-	-	-
Takeo	1	-	0	0	0	0	-	-	-	-	-	-	-	-	-	-	-	-	-	-
Tbong Khmum	1	-	0	0	0	0	-	-	-	-	-	-	-	-	-	-	-	-	-	-
Whole Country	39	-	25	1	25	1	-	-	-	-	-	-	-	-	-	-	-	-	-	-

Table 3 H - PhD Enrollment by Province (MLVT Public Training Institutions and MLVT Registered Training Institutions)

Province	Number of institutions		Enrollment						Drop Out						Graduation					
			Grand Total		Public		NGO & Private		Grand Total		Public		NGO & Private		Grand Total		Public		NGO & Private	
	Public	Private	Total	Female	Total	Female	Total	Female	Total	Female	Total	Female	Total	Female	Total	Female	Total	Female	Private	Female
Banteay Meanchey	1	-	0	0	0	0	-	-	-	-	-	-	-	-	-	-	-	-	-	-
Battambang	3	-	0	0	0	0	-	-	-	-	-	-	-	-	-	-	-	-	-	-
Kampong Cham	1	-	0	0	0	0	-	-	-	-	-	-	-	-	-	-	-	-	-	-
Kampong Chhnang	1	-	0	0	0	0	-	-	-	-	-	-	-	-	-	-	-	-	-	-
Kampong Speu	1	-	0	0	0	0	-	-	-	-	-	-	-	-	-	-	-	-	-	-
Kampong Thom	1	-	0	0	0	0	-	-	-	-	-	-	-	-	-	-	-	-	-	-
Kampot	2	-	0	0	0	0	-	-	-	-	-	-	-	-	-	-	-	-	-	-
Kandal	1	-	0	0	0	0	-	-	-	-	-	-	-	-	-	-	-	-	-	-
Kep	1	-	0	0	0	0	-	-	-	-	-	-	-	-	-	-	-	-	-	-
Koh Kong	1	-	0	0	0	0	-	-	-	-	-	-	-	-	-	-	-	-	-	-
Kratie	1	-	0	0	0	0	-	-	-	-	-	-	-	-	-	-	-	-	-	-
Mondul Kiri	1	-	0	0	0	0	-	-	-	-	-	-	-	-	-	-	-	-	-	-
Otdar Meanchey	1	-	0	0	0	0	-	-	-	-	-	-	-	-	-	-	-	-	-	-
Pailin	1	-	0	0	0	0	-	-	-	-	-	-	-	-	-	-	-	-	-	-
Phnom Penh	8	-	0	0	0	0	-	-	-	-	-	-	-	-	-	-	-	-	-	-
Preah Sihanouk	1	-	0	0	0	0	-	-	-	-	-	-	-	-	-	-	-	-	-	-
Preah Vihear	2	-	0	0	0	0	-	-	-	-	-	-	-	-	-	-	-	-	-	-
Prey Veng	1	-	0	0	0	0	-	-	-	-	-	-	-	-	-	-	-	-	-	-
Pursat	2	-	0	0	0	0	-	-	-	-	-	-	-	-	-	-	-	-	-	-
Ratanak Kiri	1	-	0	0	0	0	-	-	-	-	-	-	-	-	-	-	-	-	-	-
Siem Reap	3	-	0	0	0	0	-	-	-	-	-	-	-	-	-	-	-	-	-	-
Stung Treng	1	-	0	0	0	0	-	-	-	-	-	-	-	-	-	-	-	-	-	-
Svay Rieng	1	-	0	0	0	0	-	-	-	-	-	-	-	-	-	-	-	-	-	-
Takeo	1	-	0	0	0	0	-	-	-	-	-	-	-	-	-	-	-	-	-	-
Tbong Khmum	1	-	0	0	0	0	-	-	-	-	-	-	-	-	-	-	-	-	-	-
Whole Country	39	-	0	0	0	0	-	-	-	-	-	-	-	-	-	-	-	-	-	-

Table 4 A - MLVT Public Training Institutions, Students and Staff by Province

Province	Number of institutions	Enrollment		Drop Out		Graduation		Teaching Staff		Non-teaching Staff		Total Staff	
		Total	Female	Total	Female	Total	Female	Total	Female	Total	Female	Total	Female
Banteay Meanchey	1	744	228	41	13	673	207	139	48	15	4	154	48
Battambang	3	3,109	1,371	235	61	3,039	1,373	154	60	52	15	206	60
Kampong Cham	1	798	499	76	41	491	351	33	42	53	24	86	42
Kampong Chhnang	1	160	63	10	3	420	201	39	13	21	4	60	13
Kampong Speu	1	466	181	41	1	425	187	163	41	47	10	210	41
Kampong Thom	1	151	100	0	0	151	98	179	66	31	7	210	66
Kampot	2	2,197	1,141	51	27	1,948	1,129	84	37	69	13	153	37
Kandal	1	410	122	32	5	378	117	4	24	108	21	112	24
Kep	1	682	452	0	0	680	457	38	13	15	5	53	13
Koh Kong	1	651	242	0	0	780	331	19	12	48	5	67	12
Kratie	1	645	362	0	0	660	371	51	3	9	0	60	3
Mondul Kiri	1	460	308	0	0	460	306	36	23	44	10	80	23
Otdar Meanchey	1	497	272	0	0	503	266	41	7	5	1	46	7
Pailin	1	226	88	0	0	410	174	43	8	8	1	51	8
Phnom Penh	8	16,348	2,594	1,378	206	9,077	2,406	319	167	487	111	806	167
Preah Sihanouk	1	584	294	29	10	431	263	40	28	84	18	124	28
Preah Vihear	2	370	207	68	23	672	340	184	59	42	6	226	59
Prey Veng	1	780	276	0	0	780	269	108	62	47	10	155	62
Pursat	2	617	304	53	18	912	497	146	29	11	1	157	29
Ratanak Kiri	1	812	381	180	68	576	236	105	36	35	8	140	36
Siem Reap	3	1,001	448	218	58	1,094	529	152	57	59	21	211	57
Stung Treng	1	119	60	0	0	180	90	34	13	15	3	49	13
Svay Rieng	1	864	401	83	33	649	321	76	22	26	4	102	22
Takeo	1	66	17	31	9	548	214	71	24	31	12	102	24
Tbong Khmum	1	-	-	-	-	620	349	29	6	-	-	29	6
Whole Country	39	32,757	10,411	2,526	576	26,557	11,082	2,287	900	1,362	314	3,649	1,214

Table 4 B - MLVT Registered Training Institutions, Students and Staff by Province

Province	Number of institutions	Enrollment		Drop Out		Graduation		Teaching Staff		Non-teaching Staff		Total Staff	
		Total	Female	Total	Female	Total	Female	Total	Female	Total	Female	Total	Female
Banteay Meanchey	1	-	-	-	-	-	-	-	-	-	-	-	-
Battambang	3	-	-	-	-	-	-	-	-	-	-	-	-
Kampong Cham	1	-	-	-	-	-	-	-	-	-	-	-	-
Kampong Chhnang	1	-	-	-	-	-	-	-	-	-	-	-	-
Kampong Speu	1	-	-	-	-	-	-	-	-	-	-	-	-
Kampong Thom	1	-	-	-	-	-	-	-	-	-	-	-	-
Kampot	2	-	-	-	-	-	-	-	-	-	-	-	-
Kandal	1	-	-	-	-	-	-	-	-	-	-	-	-
Kep	1	-	-	-	-	-	-	-	-	-	-	-	-
Koh Kong	1	-	-	-	-	-	-	-	-	-	-	-	-
Kratie	1	-	-	-	-	-	-	-	-	-	-	-	-
Mondul Kiri	1	-	-	-	-	-	-	-	-	-	-	-	-
Otdar Meanchey	1	-	-	-	-	-	-	-	-	-	-	-	-
Pailin	1	-	-	-	-	-	-	-	-	-	-	-	-
Phnom Penh	8	-	-	-	-	-	-	-	-	-	-	-	-
Preah Sihanouk	1	-	-	-	-	-	-	-	-	-	-	-	-
Preah Vihear	2	-	-	-	-	-	-	-	-	-	-	-	-
Prey Veng	1	-	-	-	-	-	-	-	-	-	-	-	-
Pursat	2	-	-	-	-	-	-	-	-	-	-	-	-
Ratanak Kiri	1	-	-	-	-	-	-	-	-	-	-	-	-
Siem Reap	3	-	-	-	-	-	-	-	-	-	-	-	-
Stung Treng	1	-	-	-	-	-	-	-	-	-	-	-	-
Svay Rieng	1	-	-	-	-	-	-	-	-	-	-	-	-
Takeo	1	-	-	-	-	-	-	-	-	-	-	-	-
Tbong Khmum	1	-	-	-	-	-	-	-	-	-	-	-	-
Whole Country	39	-	-	-	-	-	-	-	-	-	-	-	-

Table 5 A - MLVT Registered Training Institution Staff by Education Qualification and Pedagogical Training by Province

Province	Grand Total	Teaching Staff Total	Teaching Staff									Non Teaching Staff Total	Non Teaching Staff									Teaching Staff with Pedagogy Training		
			Primary	L.Sec	U.Sec	Short	Cert.	Diploma	Bachelor	Master	PhD		Primary	L.Sec	U.Sec	Short	Cert.	Diploma	Bachelor	Master	PhD	NONE	Junior	Senior
Banteay Meanchey	154	139	1	0	65	44	0	5	22	2	0	15	0	0	10	1	0	1	2	1	0	110	7	22
Battambang	206	154	3	2	81	10	3	2	48	5	0	52	0	0	13	4	0	1	21	13	0	23	36	95
Kampong Cham	86	33	1	5	6	16	1	0	4	0	0	53	1	4	21	21	0	0	5	1	0	23	5	5
Kampong Chhnang	60	39	1	6	31	0	0	1	0	0	0	21	1	1	13	0	0	1	4	1	0	9	11	19
Kampong Speu	210	163	11	20	106	17	0	0	9	0	0	47	2	4	26	5	0	0	7	3	0	125	10	28
Kampong Thom	210	179	14	25	50	65	0	4	19	2	0	31	5	2	20	3	0	0	1	0	0	130	22	27
Kampot	153	84	0	3	24	11	0	5	34	7	0	69	0	0	33	3	0	10	19	4	0	23	10	51
Kandal	112	4	0	0	2	2	0	0	0	0	0	108	0	4	43	2	0	30	24	5	0	0	0	4
Kep	53	38	2	2	24	10	0	0	0	0	0	15	0	0	11	4	0	0	0	0	0	21	2	15
Koh Kong	67	19	1	0	16	0	0	0	2	0	0	48	0	1	29	3	0	0	15	0	0	14	1	4
Kratie	60	51	1	1	21	11	0	3	14	0	0	9	0	0	1	0	0	4	4	0	0	27	6	18
Mondul Kiri	80	36	6	9	7	6	4	0	4	0	0	44	9	8	15	2	0	0	10	0	0	31	1	4
Otdar Meanchey	46	41	0	0	2	20	0	9	10	0	0	5	0	0	1	0	0	2	2	0	0	30	1	10
Pailin	51	43	0	1	19	1	0	6	16	0	0	8	0	1	5	1	0	0	1	0	0	5	6	32
Phnom Penh	806	319	1	0	40	28	6	72	132	39	1	487	18	6	61	17	11	34	211	127	2	112	64	143
Preah Sihanouk	124	40	0	4	14	0	0	4	14	4	0	84	1	11	51	0	0	4	13	4	0	9	15	16
Preah Vihear	226	184	18	58	69	15	1	1	22	0	0	42	1	0	17	2	0	4	18	0	0	155	8	21
Prey Veng	155	108	18	28	23	15	1	5	17	1	0	47	2	6	9	3	0	5	21	1	0	92	5	11
Pursat	157	146	2	11	113	9	0	0	11	0	0	11	1	1	4	0	0	2	3	0	0	70	6	70
Ratanak Kiri	140	105	11	31	12	36	0	1	14	0	0	35	1	1	9	9	0	3	12	0	0	90	3	12
Siem Reap	211	152	0	5	30	47	0	6	60	4	0	59	0	1	17	24	0	1	13	3	0	65	16	71
Stung Treng	49	34	2	2	14	5	0	1	9	1	0	15	0	0	0	3	0	8	3	1	0	19	7	8
Svay Rieng	102	76	0	4	29	20	0	2	20	1	0	26	0	0	6	5	0	3	7	5	0	40	11	25
Takeo	102	71	0	0	26	3	0	3	32	6	1	31	1	0	15	1	4	1	8	1	0	13	22	36
Tbong Khmum			-	7	4	1	-	1	15	1	-		-	-	-	-	-	-	-	-	-	21	-	8
Whole Country	3,649	2,287	93	224	828	392	16	131	528	73	2	1,362	43	51	430	113	15	114	424	170	2	1,257	275	755

L.Sec = Lower Secondary School

U.Sec = Upper Secondary School

Short = Short Course

Cert. = Certificate Level Course (Level 1, 2 and 3)

Staff Pedagogy - NONE = No pedagogical training.

Staff Pedagogy - Junior= Staff with Basic pedagogical training and qualified to teach Diploma level and below.

Staff Pedagogy - Senior= Staff with Advance pedagogical training and qualified to teach Bachelor level and below.

Table 5 B - MLVT Registered Training Institution Staff by Education Qualification and Pedagogical Training by Province

Province	Grand Total	Teaching Staff Total	Teaching Staff									Non Teaching Staff Total	Non Teaching Staff									Teaching Staff with Pedagogy Training					
			Primary	L.Sec	U.Sec	Short	Cert.	Diploma	Bachelor	Master	PhD		Primary	L.Sec	U.Sec	Short	Cert.	Diploma	Bachelor	Master	PhD	NONE	Basic	Advance			
Banteay Meanchey	-	-	-	-	-	-	-	-	-	-	-	-	-	-	-	-	-	-	-	-	-	-	-	-	-	-	
Battambang	-	-	-	-	-	-	-	-	-	-	-	-	-	-	-	-	-	-	-	-	-	-	-	-	-	-	-
Kampong Cham	-	-	-	-	-	-	-	-	-	-	-	-	-	-	-	-	-	-	-	-	-	-	-	-	-	-	-
Kampong Chhnang	-	-	-	-	-	-	-	-	-	-	-	-	-	-	-	-	-	-	-	-	-	-	-	-	-	-	-
Kampong Speu	-	-	-	-	-	-	-	-	-	-	-	-	-	-	-	-	-	-	-	-	-	-	-	-	-	-	-
Kampong Thom	-	-	-	-	-	-	-	-	-	-	-	-	-	-	-	-	-	-	-	-	-	-	-	-	-	-	-
Kampot	-	-	-	-	-	-	-	-	-	-	-	-	-	-	-	-	-	-	-	-	-	-	-	-	-	-	-
Kandal	-	-	-	-	-	-	-	-	-	-	-	-	-	-	-	-	-	-	-	-	-	-	-	-	-	-	-
Kep	-	-	-	-	-	-	-	-	-	-	-	-	-	-	-	-	-	-	-	-	-	-	-	-	-	-	-
Koh Kong	-	-	-	-	-	-	-	-	-	-	-	-	-	-	-	-	-	-	-	-	-	-	-	-	-	-	-
Kratie	-	-	-	-	-	-	-	-	-	-	-	-	-	-	-	-	-	-	-	-	-	-	-	-	-	-	-
Mondul Kiri	-	-	-	-	-	-	-	-	-	-	-	-	-	-	-	-	-	-	-	-	-	-	-	-	-	-	-
Otdar Meanchey	-	-	-	-	-	-	-	-	-	-	-	-	-	-	-	-	-	-	-	-	-	-	-	-	-	-	-
Pailin	-	-	-	-	-	-	-	-	-	-	-	-	-	-	-	-	-	-	-	-	-	-	-	-	-	-	-
Phnom Penh	-	-	-	-	-	-	-	-	-	-	-	-	-	-	-	-	-	-	-	-	-	-	-	-	-	-	-
Preah Sihanouk	-	-	-	-	-	-	-	-	-	-	-	-	-	-	-	-	-	-	-	-	-	-	-	-	-	-	-
Preah Vihear	-	-	-	-	-	-	-	-	-	-	-	-	-	-	-	-	-	-	-	-	-	-	-	-	-	-	-
Prey Veng	-	-	-	-	-	-	-	-	-	-	-	-	-	-	-	-	-	-	-	-	-	-	-	-	-	-	-
Pursat	-	-	-	-	-	-	-	-	-	-	-	-	-	-	-	-	-	-	-	-	-	-	-	-	-	-	-
Ratanak Kiri	-	-	-	-	-	-	-	-	-	-	-	-	-	-	-	-	-	-	-	-	-	-	-	-	-	-	-
Siem Reap	-	-	-	-	-	-	-	-	-	-	-	-	-	-	-	-	-	-	-	-	-	-	-	-	-	-	-
Stung Treng	-	-	-	-	-	-	-	-	-	-	-	-	-	-	-	-	-	-	-	-	-	-	-	-	-	-	-
Svay Rieng	-	-	-	-	-	-	-	-	-	-	-	-	-	-	-	-	-	-	-	-	-	-	-	-	-	-	-
Takeo	-	-	-	-	-	-	-	-	-	-	-	-	-	-	-	-	-	-	-	-	-	-	-	-	-	-	-
Tbong Khmum	-	-	-	-	-	-	-	-	-	-	-	-	-	-	-	-	-	-	-	-	-	-	-	-	-	-	-
Whole Country	-	-	-	-	-	-	-	-	-	-	-	-	-	-	-	-	-	-	-	-	-	-	-	-	-	-	-

L.Sec = Lower Secondary School

U.Sec = Upper Secondary School

Short = Short Course

Cert. = Certificate Level Course (Level 1, 2 and 3)

Staff Pedagogy - NONE = No pedagogical training.

Staff Pedagogy - Basic = Staff with Basic pedagogical training and qualified to teach Diploma level and below.

Staff Pedagogy - Advance = Staff with Advance pedagogical training and qualified to teach Bachelor level and below.

Table 6 A - MLVT Public Training Institution Non Teaching Staff by Functions by Province

<i>Province</i>	<i>Total</i>	<i>Director</i>	<i>D. Director</i>	<i>Admin</i>	<i>Account</i>	<i>Planning</i>	<i>Equipment Maint.</i>	<i>Facility Maint.</i>	<i>Community Development Specialist</i>	<i>Curriculum Writer</i>	<i>Academic Affair</i>	<i>Librarian</i>	<i>Driver</i>	<i>Other</i>
Banteay Meanchey	15	2	1	1	1	0	0	0	0	0	1	0	0	9
Battambang	52	2	6	10	6	0	1	0	8	6	7	3	0	3
Kampong Cham	53	0	1	5	2	3	1	0	3	2	6	0	0	30
Kampong Chhnang	21	1	2	1	2	0	3	1	7	0	0	0	0	4
Kampong Speu	47	1	1	7	3	0	2	1	5	0	10	0	0	17
Kampong Thom	31	1	1	3	5	3	0	0	1	0	3	0	0	14
Kampot	69	2	3	19	5	1	0	0	13	0	10	0	0	16
Kandal	108	2	2	12	3	3	1	1	11	3	32	0	0	38
Kep	15	1	0	4	4	4	0	0	1	0	0	0	0	1
Koh Kong	48	1	2	2	0	0	0	0	0	0	0	0	0	43
Kratie	9	1	2	1	1	2	0	0	0	0	1	0	0	1
Mondul Kiri	44	1	1	1	0	0	0	0	12	1	26	0	0	2
Otdar Meanchey	5	1	0	1	1	0	1	0	0	0	0	0	0	1
Pailin	8	1	1	1	1	0	0	0	0	0	1	0	0	3
Phnom Penh	487	6	16	54	31	10	19	0	2	10	77	8	11	243
Preah Sihanouk	84	1	1	10	3	1	0	0	57	1	5	1	0	4
Preah Vihear	42	2	0	2	2	3	0	0	3	3	18	0	0	9
Prey Veng	47	1	1	2	3	0	0	0	19	0	1	0	0	20
Pursat	11	2	4	2	1	0	0	1	1	0	0	0	0	0
Ratanak Kiri	35	0	0	3	3	0	0	0	2	1	4	0	0	22
Siem Reap	59	2	3	9	5	2	0	1	0	5	5	0	1	26
Stung Treng	15	1	1	2	4	1	0	0	3	1	0	0	0	2
Svay Rieng	26	2	1	1	3	3	0	0	2	0	3	0	0	11
Takeo	31	4	3	5	1	1	0	0	1	0	6	0	3	7
Tbong Khmum		-	-	-	-	-	-	-	-	-	-	-	-	-
Whole Country	1,362	38	53	158	90	37	28	5	151	33	216	12	15	526

Table 6 B - MLVT Registered Training Institution Non Teaching Staff by Functions by Province

<i>Province</i>	<i>Total</i>	<i>Director</i>	<i>D. Director</i>	<i>Admin</i>	<i>Account</i>	<i>Planning</i>	<i>Equipment Maint.</i>	<i>Facility Maint.</i>	<i>Community Development Specialist</i>	<i>Curriculum Writer</i>	<i>Academic Affair</i>	<i>Librarian</i>	<i>Driver</i>	<i>Other</i>
Banteay Meanchey	-	-	-	-	-	-	-	-	-	-	-	-	-	-
Battambang	-	-	-	-	-	-	-	-	-	-	-	-	-	-
Kampong Cham	-	-	-	-	-	-	-	-	-	-	-	-	-	-
Kampong Chhnang	-	-	-	-	-	-	-	-	-	-	-	-	-	-
Kampong Speu	-	-	-	-	-	-	-	-	-	-	-	-	-	-
Kampong Thom	-	-	-	-	-	-	-	-	-	-	-	-	-	-
Kampot	-	-	-	-	-	-	-	-	-	-	-	-	-	-
Kandal	-	-	-	-	-	-	-	-	-	-	-	-	-	-
Kep	-	-	-	-	-	-	-	-	-	-	-	-	-	-
Koh Kong	-	-	-	-	-	-	-	-	-	-	-	-	-	-
Kratie	-	-	-	-	-	-	-	-	-	-	-	-	-	-
Mondul Kiri	-	-	-	-	-	-	-	-	-	-	-	-	-	-
Otdar Meanchey	-	-	-	-	-	-	-	-	-	-	-	-	-	-
Pailin	-	-	-	-	-	-	-	-	-	-	-	-	-	-
Phnom Penh	-	-	-	-	-	-	-	-	-	-	-	-	-	-
Preah Sihanouk	-	-	-	-	-	-	-	-	-	-	-	-	-	-
Preah Vihear	-	-	-	-	-	-	-	-	-	-	-	-	-	-
Prey Veng	-	-	-	-	-	-	-	-	-	-	-	-	-	-
Pursat	-	-	-	-	-	-	-	-	-	-	-	-	-	-
Ratanak Kiri	-	-	-	-	-	-	-	-	-	-	-	-	-	-
Siem Reap	-	-	-	-	-	-	-	-	-	-	-	-	-	-
Stung Treng	-	-	-	-	-	-	-	-	-	-	-	-	-	-
Svay Rieng	-	-	-	-	-	-	-	-	-	-	-	-	-	-
Takeo	-	-	-	-	-	-	-	-	-	-	-	-	-	-
Tbong Khmum	-	-	-	-	-	-	-	-	-	-	-	-	-	-
Whole Country	-	-	-	-	-	-	-	-	-	-	-	-	-	-

Table 7 A - Non- Formal Student Age 15-19 by Province (MLVT Public Training Institutions and MLVT Registered Training Institutions)

Province	Enrollment						Drop Out						Graduation					
	Grand Total		Public		NGO & Private		Grand Total		Public		NGO & Private		Grand Total		Public		NGO & Private	
	Total	Female	Total	Female	Total	Female	Total	Female	Total	Female	Total	Female	Total	Female	Total	Female	Total	Female
Banteay Meanchey	273	85	273	85	-	-	-	-	-	-	-	-	-	-	-	-	-	-
Battambang	694	381	694	381	-	-	-	-	-	-	-	-	-	-	-	-	-	-
Kampong Cham	343	234	343	234	-	-	-	-	-	-	-	-	-	-	-	-	-	-
Kampong Chhnang	67	31	67	31	-	-	-	-	-	-	-	-	-	-	-	-	-	-
Kampong Speu	169	76	169	76	-	-	-	-	-	-	-	-	-	-	-	-	-	-
Kampong Thom	69	50	69	50	-	-	-	-	-	-	-	-	-	-	-	-	-	-
Kampot	254	126	254	126	-	-	-	-	-	-	-	-	-	-	-	-	-	-
Kandal	112	20	112	20	-	-	-	-	-	-	-	-	-	-	-	-	-	-
Kep	75	58	75	58	-	-	-	-	-	-	-	-	-	-	-	-	-	-
Koh Kong	97	41	97	41	-	-	-	-	-	-	-	-	-	-	-	-	-	-
Kratie	143	94	143	94	-	-	-	-	-	-	-	-	-	-	-	-	-	-
Mondul Kiri	127	99	127	99	-	-	-	-	-	-	-	-	-	-	-	-	-	-
Otdar Meanchey	104	48	104	48	-	-	-	-	-	-	-	-	-	-	-	-	-	-
Pailin	140	64	140	64	-	-	-	-	-	-	-	-	-	-	-	-	-	-
Phnom Penh	648	98	648	98	-	-	-	-	-	-	-	-	-	-	-	-	-	-
Preah Sihanouk	129	90	129	90	-	-	-	-	-	-	-	-	-	-	-	-	-	-
Preah Vihear	112	54	112	54	-	-	-	-	-	-	-	-	-	-	-	-	-	-
Prey Veng	60	30	60	30	-	-	-	-	-	-	-	-	-	-	-	-	-	-
Pursat	82	47	82	47	-	-	-	-	-	-	-	-	-	-	-	-	-	-
Ratanak Kiri	321	159	321	159	-	-	-	-	-	-	-	-	-	-	-	-	-	-
Siem Reap	221	84	221	84	-	-	-	-	-	-	-	-	-	-	-	-	-	-
Stung Treng	75	40	75	40	-	-	-	-	-	-	-	-	-	-	-	-	-	-
Svay Rieng	175	95	175	95	-	-	-	-	-	-	-	-	-	-	-	-	-	-
Takeo	16	6	16	6	-	-	-	-	-	-	-	-	-	-	-	-	-	-
Tbong Khmum	-	-	-	-	-	-	-	-	-	-	-	-	-	-	-	-	-	-
Whole Country	4,506	2,110	4,506	2,110	-	-	-	-	-	-	-	-	-	-	-	-	-	-

Table 7 B - Non- Formal Student Age 20-24 by Province (MLVT Public Training Institutions and MLVT Registered Training Institutions)

Province	Enrollment						Drop Out						Graduation					
	Grand Total		Public		NGO & Private		Grand Total		Public		NGO & Private		Grand Total		Public		NGO & Private	
	Total	Female	Total	Female	Total	Female	Total	Female	Total	Female	Total	Female	Total	Female	Total	Female	Total	Female
Banteay Meanchey	133	24	133	24	-	-	-	-	-	-	-	-	-	-	-	-	-	-
Battambang	400	186	400	186	-	-	-	-	-	-	-	-	-	-	-	-	-	-
Kampong Cham	119	77	119	77	-	-	-	-	-	-	-	-	-	-	-	-	-	-
Kampong Chhnang	54	23	54	23	-	-	-	-	-	-	-	-	-	-	-	-	-	-
Kampong Speu	37	14	37	14	-	-	-	-	-	-	-	-	-	-	-	-	-	-
Kampong Thom	23	16	23	16	-	-	-	-	-	-	-	-	-	-	-	-	-	-
Kampot	152	85	152	85	-	-	-	-	-	-	-	-	-	-	-	-	-	-
Kandal	85	13	85	13	-	-	-	-	-	-	-	-	-	-	-	-	-	-
Kep	30	12	30	12	-	-	-	-	-	-	-	-	-	-	-	-	-	-
Koh Kong	97	36	97	36	-	-	-	-	-	-	-	-	-	-	-	-	-	-
Kratie	61	39	61	39	-	-	-	-	-	-	-	-	-	-	-	-	-	-
Mondul Kiri	55	37	55	37	-	-	-	-	-	-	-	-	-	-	-	-	-	-
Otdar Meanchey	68	41	68	41	-	-	-	-	-	-	-	-	-	-	-	-	-	-
Pailin	20	7	20	7	-	-	-	-	-	-	-	-	-	-	-	-	-	-
Phnom Penh	356	66	356	66	-	-	-	-	-	-	-	-	-	-	-	-	-	-
Preah Sihanouk	45	23	45	23	-	-	-	-	-	-	-	-	-	-	-	-	-	-
Preah Vihear	59	27	59	27	-	-	-	-	-	-	-	-	-	-	-	-	-	-
Prey Veng	57	22	57	22	-	-	-	-	-	-	-	-	-	-	-	-	-	-
Pursat	77	42	77	42	-	-	-	-	-	-	-	-	-	-	-	-	-	-
Ratanak Kiri	120	56	120	56	-	-	-	-	-	-	-	-	-	-	-	-	-	-
Siem Reap	167	69	167	69	-	-	-	-	-	-	-	-	-	-	-	-	-	-
Stung Treng	25	8	25	8	-	-	-	-	-	-	-	-	-	-	-	-	-	-
Svay Rieng	55	21	55	21	-	-	-	-	-	-	-	-	-	-	-	-	-	-
Takeo	3	1	3	1	-	-	-	-	-	-	-	-	-	-	-	-	-	-
Tbong Khmum	-	-	-	-	-	-	-	-	-	-	-	-	-	-	-	-	-	-
Whole Country	2,298	945	2,298	945	-	-	-	-	-	-	-	-	-	-	-	-	-	-

Table 7 C - Non- Formal Student Age 25-29 by Province (MLVT Public Training Institutions and MLVT Registered Training Institutions)

Province	Enrollment						Drop Out						Graduation					
	Grand Total		Public		NGO & Private		Grand Total		Public		NGO & Private		Grand Total		Public		NGO & Private	
	Total	Female	Total	Female	Total	Female	Total	Female	Total	Female	Total	Female	Total	Female	Total	Female	Total	Female
Banteay Meanchey	84	13	84	13	-	-	N/A	N/A	N/A	N/A	N/A	N/A	N/A	N/A	N/A	N/A	N/A	N/A
Battambang	249	125	249	125	-	-	N/A	N/A	N/A	N/A	N/A	N/A	N/A	N/A	N/A	N/A	N/A	N/A
Kampong Cham	26	15	26	15	-	-	N/A	N/A	N/A	N/A	N/A	N/A	N/A	N/A	N/A	N/A	N/A	N/A
Kampong Chhnang	17	5	17	5	-	-	N/A	N/A	N/A	N/A	N/A	N/A	N/A	N/A	N/A	N/A	N/A	N/A
Kampong Speu	29	10	29	10	-	-	N/A	N/A	N/A	N/A	N/A	N/A	N/A	N/A	N/A	N/A	N/A	N/A
Kampong Thom	6	3	6	3	-	-	N/A	N/A	N/A	N/A	N/A	N/A	N/A	N/A	N/A	N/A	N/A	N/A
Kampot	88	50	88	50	-	-	N/A	N/A	N/A	N/A	N/A	N/A	N/A	N/A	N/A	N/A	N/A	N/A
Kandal	51	14	51	14	-	-	N/A	N/A	N/A	N/A	N/A	N/A	N/A	N/A	N/A	N/A	N/A	N/A
Kep	153	79	153	79	-	-	N/A	N/A	N/A	N/A	N/A	N/A	N/A	N/A	N/A	N/A	N/A	N/A
Koh Kong	110	37	110	37	-	-	N/A	N/A	N/A	N/A	N/A	N/A	N/A	N/A	N/A	N/A	N/A	N/A
Kratie	75	49	75	49	-	-	N/A	N/A	N/A	N/A	N/A	N/A	N/A	N/A	N/A	N/A	N/A	N/A
Mondul Kiri	54	36	54	36	-	-	N/A	N/A	N/A	N/A	N/A	N/A	N/A	N/A	N/A	N/A	N/A	N/A
Otdar Meanchey	72	45	72	45	-	-	N/A	N/A	N/A	N/A	N/A	N/A	N/A	N/A	N/A	N/A	N/A	N/A
Pailin	17	3	17	3	-	-	N/A	N/A	N/A	N/A	N/A	N/A	N/A	N/A	N/A	N/A	N/A	N/A
Phnom Penh	71	7	71	7	-	-	N/A	N/A	N/A	N/A	N/A	N/A	N/A	N/A	N/A	N/A	N/A	N/A
Preah Sihanouk	23	19	23	19	-	-	N/A	N/A	N/A	N/A	N/A	N/A	N/A	N/A	N/A	N/A	N/A	N/A
Preah Vihear	35	23	35	23	-	-	N/A	N/A	N/A	N/A	N/A	N/A	N/A	N/A	N/A	N/A	N/A	N/A
Prey Veng	77	32	77	32	-	-	N/A	N/A	N/A	N/A	N/A	N/A	N/A	N/A	N/A	N/A	N/A	N/A
Pursat	52	28	52	28	-	-	N/A	N/A	N/A	N/A	N/A	N/A	N/A	N/A	N/A	N/A	N/A	N/A
Ratanak Kiri	116	46	116	46	-	-	N/A	N/A	N/A	N/A	N/A	N/A	N/A	N/A	N/A	N/A	N/A	N/A
Siem Reap	115	63	115	63	-	-	N/A	N/A	N/A	N/A	N/A	N/A	N/A	N/A	N/A	N/A	N/A	N/A
Stung Treng	14	9	14	9	-	-	N/A	N/A	N/A	N/A	N/A	N/A	N/A	N/A	N/A	N/A	N/A	N/A
Svay Rieng	61	28	61	28	-	-	N/A	N/A	N/A	N/A	N/A	N/A	N/A	N/A	N/A	N/A	N/A	N/A
Takeo	-	-	-	-	-	-	N/A	N/A	N/A	N/A	N/A	N/A	N/A	N/A	N/A	N/A	N/A	N/A
Tbong Khmum	-	-	-	-	-	-	N/A	N/A	N/A	N/A	N/A	N/A	N/A	N/A	N/A	N/A	N/A	N/A
Whole Country	1,595	739	1,595	739	-	-	N/A	N/A	N/A	N/A	N/A	N/A	N/A	N/A	N/A	N/A	N/A	N/A

Table 7 D - Non- Formal Student Age 30-34 by Province (MLVT Public Training Institutions and MLVT Registered Training Institutions)

Province	Enrollment						Drop Out						Graduation					
	Grand Total		Public		NGO & Private		Grand Total		Public		NGO & Private		Grand Total		Public		NGO & Private	
	Total	Female	Total	Female	Total	Female	Total	Female	Total	Female	Total	Female	Total	Female	Total	Female	Total	Female
Banteay Meanchey	47	16	47	16	-	-	-	-	-	-	-	-	-	-	-	-	-	-
Battambang	221	116	221	116	-	-	-	-	-	-	-	-	-	-	-	-	-	-
Kampong Cham	32	14	32	14	-	-	-	-	-	-	-	-	-	-	-	-	-	-
Kampong Chhnang	16	4	16	4	-	-	-	-	-	-	-	-	-	-	-	-	-	-
Kampong Speu	31	9	31	9	-	-	-	-	-	-	-	-	-	-	-	-	-	-
Kampong Thom	2	2	2	2	-	-	-	-	-	-	-	-	-	-	-	-	-	-
Kampot	82	49	82	49	-	-	-	-	-	-	-	-	-	-	-	-	-	-
Kandal	36	16	36	16	-	-	-	-	-	-	-	-	-	-	-	-	-	-
Kep	179	129	179	129	-	-	-	-	-	-	-	-	-	-	-	-	-	-
Koh Kong	110	39	110	39	-	-	-	-	-	-	-	-	-	-	-	-	-	-
Kratie	91	50	91	50	-	-	-	-	-	-	-	-	-	-	-	-	-	-
Mondul Kiri	51	32	51	32	-	-	-	-	-	-	-	-	-	-	-	-	-	-
Otdar Meanchey	49	29	49	29	-	-	-	-	-	-	-	-	-	-	-	-	-	-
Pailin	10	1	10	1	-	-	-	-	-	-	-	-	-	-	-	-	-	-
Phnom Penh	39	5	39	5	-	-	-	-	-	-	-	-	-	-	-	-	-	-
Preah Sihanouk	38	27	38	27	-	-	-	-	-	-	-	-	-	-	-	-	-	-
Preah Vihear	47	35	47	35	-	-	-	-	-	-	-	-	-	-	-	-	-	-
Prey Veng	120	35	120	35	-	-	-	-	-	-	-	-	-	-	-	-	-	-
Pursat	44	18	44	18	-	-	-	-	-	-	-	-	-	-	-	-	-	-
Ratanak Kiri	73	33	73	33	-	-	-	-	-	-	-	-	-	-	-	-	-	-
Siem Reap	96	66	96	66	-	-	-	-	-	-	-	-	-	-	-	-	-	-
Stung Treng	4	3	4	3	-	-	-	-	-	-	-	-	-	-	-	-	-	-
Svay Rieng	59	29	59	29	-	-	-	-	-	-	-	-	-	-	-	-	-	-
Takeo	-	-	-	-	-	-	-	-	-	-	-	-	-	-	-	-	-	-
Tbong Khmum	-	-	-	-	-	-	-	-	-	-	-	-	-	-	-	-	-	-
Whole Country	1,477	757	1,477	757	-	-	-	-	-	-	-	-	-	-	-	-	-	-

Table 7 E - Non- Formal Student Age 35-39 by Province (MLVT Public Training Institutions and MLVT Registered Training Institutions)

Province	Enrollment						Drop Out						Graduation					
	Grand Total		Public		NGO & Private		Grand Total		Public		NGO & Private		Grand Total		Public		NGO & Private	
	Total	Female	Total	Female	Total	Female	Total	Female	Total	Female	Total	Female	Total	Female	Total	Female	Total	Female
Banteay Meanchey	18	11	18	11	-	-	-	-	-	-	-	-	-	-	-	-	-	-
Battambang	142	79	142	79	-	-	-	-	-	-	-	-	-	-	-	-	-	-
Kampong Cham	26	13	26	13	-	-	-	-	-	-	-	-	-	-	-	-	-	-
Kampong Chhnang	4	-	4	-	-	-	-	-	-	-	-	-	-	-	-	-	-	-
Kampong Speu	10	6	10	6	-	-	-	-	-	-	-	-	-	-	-	-	-	-
Kampong Thom	-	-	-	-	-	-	-	-	-	-	-	-	-	-	-	-	-	-
Kampot	72	45	72	45	-	-	-	-	-	-	-	-	-	-	-	-	-	-
Kandal	15	6	15	6	-	-	-	-	-	-	-	-	-	-	-	-	-	-
Kep	146	97	146	97	-	-	-	-	-	-	-	-	-	-	-	-	-	-
Koh Kong	30	8	30	8	-	-	-	-	-	-	-	-	-	-	-	-	-	-
Kratie	63	26	63	26	-	-	-	-	-	-	-	-	-	-	-	-	-	-
Mondul Kiri	36	27	36	27	-	-	-	-	-	-	-	-	-	-	-	-	-	-
Otdar Meanchey	26	20	26	20	-	-	-	-	-	-	-	-	-	-	-	-	-	-
Pailin	4	1	4	1	-	-	-	-	-	-	-	-	-	-	-	-	-	-
Phnom Penh	5	1	5	1	-	-	-	-	-	-	-	-	-	-	-	-	-	-
Preah Sihanouk	15	11	15	11	-	-	-	-	-	-	-	-	-	-	-	-	-	-
Preah Vihear	21	13	21	13	-	-	-	-	-	-	-	-	-	-	-	-	-	-
Prey Veng	82	38	82	38	-	-	-	-	-	-	-	-	-	-	-	-	-	-
Pursat	13	9	13	9	-	-	-	-	-	-	-	-	-	-	-	-	-	-
Ratanak Kiri	45	25	45	25	-	-	-	-	-	-	-	-	-	-	-	-	-	-
Siem Reap	53	38	53	38	-	-	-	-	-	-	-	-	-	-	-	-	-	-
Stung Treng	-	-	-	-	-	-	-	-	-	-	-	-	-	-	-	-	-	-
Svay Rieng	37	23	37	23	-	-	-	-	-	-	-	-	-	-	-	-	-	-
Takeo	-	-	-	-	-	-	-	-	-	-	-	-	-	-	-	-	-	-
Tbong Khmum	-	-	-	-	-	-	-	-	-	-	-	-	-	-	-	-	-	-
Whole Country	863	497	863	497	-	-	-	-	-	-	-	-	-	-	-	-	-	-

Table 7 F - Non- Formal Student Age 40-44 by Province (MLVT Public Training Institutions and MLVT Registered Training Institutions)

Province	Enrollment						Drop Out						Graduation					
	Grand Total		Public		NGO & Private		Grand Total		Public		NGO & Private		Grand Total		Public		NGO & Private	
	Total	Female	Total	Female	Total	Female	Total	Female	Total	Female	Total	Female	Total	Female	Total	Female	Total	Female
Banteay Meanchey	29	17	29	17	-	-	-	-	-	-	-	-	-	-	-	-	-	-
Battambang	160	88	160	88	-	-	-	-	-	-	-	-	-	-	-	-	-	-
Kampong Cham	28	16	28	16	-	-	-	-	-	-	-	-	-	-	-	-	-	-
Kampong Chhnang	1	-	1	-	-	-	-	-	-	-	-	-	-	-	-	-	-	-
Kampong Speu	12	4	12	4	-	-	-	-	-	-	-	-	-	-	-	-	-	-
Kampong Thom	-	-	-	-	-	-	-	-	-	-	-	-	-	-	-	-	-	-
Kampot	66	44	66	44	-	-	-	-	-	-	-	-	-	-	-	-	-	-
Kandal	28	11	28	11	-	-	-	-	-	-	-	-	-	-	-	-	-	-
Kep	85	65	85	65	-	-	-	-	-	-	-	-	-	-	-	-	-	-
Koh Kong	43	14	43	14	-	-	-	-	-	-	-	-	-	-	-	-	-	-
Kratie	70	39	70	39	-	-	-	-	-	-	-	-	-	-	-	-	-	-
Mondul Kiri	38	24	38	24	-	-	-	-	-	-	-	-	-	-	-	-	-	-
Otdar Meanchey	49	28	49	28	-	-	-	-	-	-	-	-	-	-	-	-	-	-
Pailin	11	6	11	6	-	-	-	-	-	-	-	-	-	-	-	-	-	-
Phnom Penh	4	-	4	-	-	-	-	-	-	-	-	-	-	-	-	-	-	-
Preah Sihanouk	48	32	48	32	-	-	-	-	-	-	-	-	-	-	-	-	-	-
Preah Vihear	20	10	20	10	-	-	-	-	-	-	-	-	-	-	-	-	-	-
Prey Veng	110	38	110	38	-	-	-	-	-	-	-	-	-	-	-	-	-	-
Pursat	28	17	28	17	-	-	-	-	-	-	-	-	-	-	-	-	-	-
Ratanak Kiri	30	15	30	15	-	-	-	-	-	-	-	-	-	-	-	-	-	-
Siem Reap	53	42	53	42	-	-	-	-	-	-	-	-	-	-	-	-	-	-
Stung Treng	-	-	-	-	-	-	-	-	-	-	-	-	-	-	-	-	-	-
Svay Rieng	58	32	58	32	-	-	-	-	-	-	-	-	-	-	-	-	-	-
Takeo	-	-	-	-	-	-	-	-	-	-	-	-	-	-	-	-	-	-
Tbong Khmum	-	-	-	-	-	-	-	-	-	-	-	-	-	-	-	-	-	-
Whole Country	971	542	971	542	-	-	-	-	-	-	-	-	-	-	-	-	-	-

Table 7 G - Non- Formal Student Age 45-49 by Province (MLVT Public Training Institutions and MLVT Registered Training Institutions)

Province	Enrollment						Drop Out						Graduation					
	Grand Total		Public		NGO & Private		Grand Total		Public		NGO & Private		Grand Total		Public		NGO & Private	
	Total	Female	Total	Female	Total	Female	Total	Female	Total	Female	Total	Female	Total	Female	Total	Female	Total	Female
Banteay Meanchey	23	10	23	10	-	-	-	-	-	-	-	-	-	-	-	-	-	-
Battambang	163	98	163	98	-	-	-	-	-	-	-	-	-	-	-	-	-	-
Kampong Cham	18	7	18	7	-	-	-	-	-	-	-	-	-	-	-	-	-	-
Kampong Chhnang	1	-	1	-	-	-	-	-	-	-	-	-	-	-	-	-	-	-
Kampong Speu	11	7	11	7	-	-	-	-	-	-	-	-	-	-	-	-	-	-
Kampong Thom	-	-	-	-	-	-	-	-	-	-	-	-	-	-	-	-	-	-
Kampot	61	39	61	39	-	-	-	-	-	-	-	-	-	-	-	-	-	-
Kandal	21	13	21	13	-	-	-	-	-	-	-	-	-	-	-	-	-	-
Kep	10	9	10	9	-	-	-	-	-	-	-	-	-	-	-	-	-	-
Koh Kong	38	17	38	17	-	-	-	-	-	-	-	-	-	-	-	-	-	-
Kratie	49	28	49	28	-	-	-	-	-	-	-	-	-	-	-	-	-	-
Mondul Kiri	36	18	36	18	-	-	-	-	-	-	-	-	-	-	-	-	-	-
Otdar Meanchey	25	9	25	9	-	-	-	-	-	-	-	-	-	-	-	-	-	-
Pailin	2	1	2	1	-	-	-	-	-	-	-	-	-	-	-	-	-	-
Phnom Penh	3	-	3	-	-	-	-	-	-	-	-	-	-	-	-	-	-	-
Preah Sihanouk	26	18	26	18	-	-	-	-	-	-	-	-	-	-	-	-	-	-
Preah Vihear	29	21	29	21	-	-	-	-	-	-	-	-	-	-	-	-	-	-
Prey Veng	82	22	82	22	-	-	-	-	-	-	-	-	-	-	-	-	-	-
Pursat	24	16	24	16	-	-	-	-	-	-	-	-	-	-	-	-	-	-
Ratanak Kiri	35	16	35	16	-	-	-	-	-	-	-	-	-	-	-	-	-	-
Siem Reap	36	24	36	24	-	-	-	-	-	-	-	-	-	-	-	-	-	-
Stung Treng	-	-	-	-	-	-	-	-	-	-	-	-	-	-	-	-	-	-
Svay Rieng	49	23	49	23	-	-	-	-	-	-	-	-	-	-	-	-	-	-
Takeo	1	-	1	-	-	-	-	-	-	-	-	-	-	-	-	-	-	-
Tbong Khmum	-	-	-	-	-	-	-	-	-	-	-	-	-	-	-	-	-	-
Whole Country	743	396	743	396	-	-	-	-	-	-	-	-	-	-	-	-	-	-

Table 7 H - Non- Formal Student Age 50-54 by Province (MLVT Public Training Institutions and MLVT Registered Training Institutions)

Province	Enrollment						Drop Out						Graduation					
	Grand Total		Public		NGO & Private		Grand Total		Public		NGO & Private		Grand Total		Public		NGO & Private	
	Total	Female	Total	Female	Total	Female	Total	Female	Total	Female	Total	Female	Total	Female	Total	Female	Total	Female
Banteay Meanchey	31	19	31	19	-	-	-	-	-	-	-	-	-	-	-	-	-	-
Battambang	115	61	115	61	-	-	-	-	-	-	-	-	-	-	-	-	-	-
Kampong Cham	19	12	19	12	-	-	-	-	-	-	-	-	-	-	-	-	-	-
Kampong Chhnang	-	-	-	-	-	-	-	-	-	-	-	-	-	-	-	-	-	-
Kampong Speu	16	10	16	10	-	-	-	-	-	-	-	-	-	-	-	-	-	-
Kampong Thom	-	-	-	-	-	-	-	-	-	-	-	-	-	-	-	-	-	-
Kampot	80	35	80	35	-	-	-	-	-	-	-	-	-	-	-	-	-	-
Kandal	19	9	19	9	-	-	-	-	-	-	-	-	-	-	-	-	-	-
Kep	2	2	2	2	-	-	-	-	-	-	-	-	-	-	-	-	-	-
Koh Kong	32	14	32	14	-	-	-	-	-	-	-	-	-	-	-	-	-	-
Kratie	50	22	50	22	-	-	-	-	-	-	-	-	-	-	-	-	-	-
Mondul Kiri	27	14	27	14	-	-	-	-	-	-	-	-	-	-	-	-	-	-
Otdar Meanchey	40	21	40	21	-	-	-	-	-	-	-	-	-	-	-	-	-	-
Pailin	8	2	8	2	-	-	-	-	-	-	-	-	-	-	-	-	-	-
Phnom Penh	-	-	-	-	-	-	-	-	-	-	-	-	-	-	-	-	-	-
Preah Sihanouk	37	18	37	18	-	-	-	-	-	-	-	-	-	-	-	-	-	-
Preah Vihear	25	16	25	16	-	-	-	-	-	-	-	-	-	-	-	-	-	-
Prey Veng	73	23	73	23	-	-	-	-	-	-	-	-	-	-	-	-	-	-
Pursat	26	16	26	16	-	-	-	-	-	-	-	-	-	-	-	-	-	-
Ratanak Kiri	43	19	43	19	-	-	-	-	-	-	-	-	-	-	-	-	-	-
Siem Reap	34	20	34	20	-	-	-	-	-	-	-	-	-	-	-	-	-	-
Stung Treng	-	-	-	-	-	-	-	-	-	-	-	-	-	-	-	-	-	-
Svay Rieng	38	23	38	23	-	-	-	-	-	-	-	-	-	-	-	-	-	-
Takeo	-	-	-	-	-	-	-	-	-	-	-	-	-	-	-	-	-	-
Tbong Khmum	-	-	-	-	-	-	-	-	-	-	-	-	-	-	-	-	-	-
Whole Country	715	356	715	356	-	-	-	-	-	-	-	-	-	-	-	-	-	-

Table 7 I - Non- Formal Student Age 55-59 by Province (MLVT Public Training Institutions and MLVT Registered Training Institutions)

Province	Enrollment						Drop Out						Graduation					
	Grand Total		Public		NGO & Private		Grand Total		Public		NGO & Private		Grand Total		Public		NGO & Private	
	Total	Female	Total	Female	Total	Female	Total	Female	Total	Female	Total	Female	Total	Female	Total	Female	Total	Female
Banteay Meanchey	19	7	19	7	-	-	-	-	-	-	-	-	-	-	-	-	-	-
Battambang	93	60	93	60	-	-	-	-	-	-	-	-	-	-	-	-	-	-
Kampong Cham	29	13	29	13	-	-	-	-	-	-	-	-	-	-	-	-	-	-
Kampong Chhnang	-	-	-	-	-	-	-	-	-	-	-	-	-	-	-	-	-	-
Kampong Speu	12	9	12	9	-	-	-	-	-	-	-	-	-	-	-	-	-	-
Kampong Thom	-	-	-	-	-	-	-	-	-	-	-	-	-	-	-	-	-	-
Kampot	53	36	53	36	-	-	-	-	-	-	-	-	-	-	-	-	-	-
Kandal	16	7	16	7	-	-	-	-	-	-	-	-	-	-	-	-	-	-
Kep	-	-	-	-	-	-	-	-	-	-	-	-	-	-	-	-	-	-
Koh Kong	23	12	23	12	-	-	-	-	-	-	-	-	-	-	-	-	-	-
Kratie	20	10	20	10	-	-	-	-	-	-	-	-	-	-	-	-	-	-
Mondul Kiri	25	16	25	16	-	-	-	-	-	-	-	-	-	-	-	-	-	-
Otdar Meanchey	39	18	39	18	-	-	-	-	-	-	-	-	-	-	-	-	-	-
Pailin	11	3	11	3	-	-	-	-	-	-	-	-	-	-	-	-	-	-
Phnom Penh	-	-	-	-	-	-	-	-	-	-	-	-	-	-	-	-	-	-
Preah Sihanouk	18	10	18	10	-	-	-	-	-	-	-	-	-	-	-	-	-	-
Preah Vihear	20	6	20	6	-	-	-	-	-	-	-	-	-	-	-	-	-	-
Prey Veng	61	24	61	24	-	-	-	-	-	-	-	-	-	-	-	-	-	-
Pursat	19	11	19	11	-	-	-	-	-	-	-	-	-	-	-	-	-	-
Ratanak Kiri	17	8	17	8	-	-	-	-	-	-	-	-	-	-	-	-	-	-
Siem Reap	25	15	25	15	-	-	-	-	-	-	-	-	-	-	-	-	-	-
Stung Treng	-	-	-	-	-	-	-	-	-	-	-	-	-	-	-	-	-	-
Svay Rieng	18	12	18	12	-	-	-	-	-	-	-	-	-	-	-	-	-	-
Takeo	-	-	-	-	-	-	-	-	-	-	-	-	-	-	-	-	-	-
Tbong Khmum	-	-	-	-	-	-	-	-	-	-	-	-	-	-	-	-	-	-
Whole Country	518	277	518	277	-	-	-	-	-	-	-	-	-	-	-	-	-	-

Table 7 J - Non- Formal Student Age 60-64 by Province (MLVT Public Training Institutions and MLVT Registered Training Institutions)

Province	Enrollment						Drop Out						Graduation					
	Grand Total		Public		NGO & Private		Grand Total		Public		NGO & Private		Grand Total		Public		NGO & Private	
	Total	Female	Total	Female	Total	Female	Total	Female	Total	Female	Total	Female	Total	Female	Total	Female	Total	Female
Banteay Meanchey	15	8	15	8	-	-	-	-	-	-	-	-	-	-	-	-	-	-
Battambang	71	34	71	34	-	-	-	-	-	-	-	-	-	-	-	-	-	-
Kampong Cham	7	4	7	4	-	-	-	-	-	-	-	-	-	-	-	-	-	-
Kampong Chhnang	0	0	0	0	-	-	-	-	-	-	-	-	-	-	-	-	-	-
Kampong Speu	9	9	9	9	-	-	-	-	-	-	-	-	-	-	-	-	-	-
Kampong Thom	0	0	0	0	-	-	-	-	-	-	-	-	-	-	-	-	-	-
Kampot	37	17	37	17	-	-	-	-	-	-	-	-	-	-	-	-	-	-
Kandal	16	8	16	8	-	-	-	-	-	-	-	-	-	-	-	-	-	-
Kep	0	0	0	0	-	-	-	-	-	-	-	-	-	-	-	-	-	-
Koh Kong	15	5	15	5	-	-	-	-	-	-	-	-	-	-	-	-	-	-
Kratie	16	5	16	5	-	-	-	-	-	-	-	-	-	-	-	-	-	-
Mondul Kiri	6	3	6	3	-	-	-	-	-	-	-	-	-	-	-	-	-	-
Otdar Meanchey	16	9	16	9	-	-	-	-	-	-	-	-	-	-	-	-	-	-
Pailin	0	0	0	0	-	-	-	-	-	-	-	-	-	-	-	-	-	-
Phnom Penh	0	0	0	0	-	-	-	-	-	-	-	-	-	-	-	-	-	-
Preah Sihanouk	11	4	11	4	-	-	-	-	-	-	-	-	-	-	-	-	-	-
Preah Vihear	1	1	1	1	-	-	-	-	-	-	-	-	-	-	-	-	-	-
Prey Veng	36	12	36	12	-	-	-	-	-	-	-	-	-	-	-	-	-	-
Pursat	16	9	16	9	-	-	-	-	-	-	-	-	-	-	-	-	-	-
Ratanak Kiri	7	2	7	2	-	-	-	-	-	-	-	-	-	-	-	-	-	-
Siem Reap	4	1	4	1	-	-	-	-	-	-	-	-	-	-	-	-	-	-
Stung Treng	0	0	0	0	-	-	-	-	-	-	-	-	-	-	-	-	-	-
Svay Rieng	15	5	15	5	-	-	-	-	-	-	-	-	-	-	-	-	-	-
Takeo	0	0	0	0	-	-	-	-	-	-	-	-	-	-	-	-	-	-
Tbong Khmum	0	0	0	0	-	-	-	-	-	-	-	-	-	-	-	-	-	-
Whole Country	298	136	298	136	-	-	-	-	-	-	-	-	-	-	-	-	-	-

Table 7 K - Non- Formal Student Age 65 Above by Province (MLVT Public Training Institutions and MLVT Registered Training Institutions)

Province	Enrollment						Drop Out						Graduation					
	Grand Total		Public		NGO & Private		Grand Total		Public		NGO & Private		Grand Total		Public		NGO & Private	
	Total	Female	Total	Female	Total	Female	Total	Female	Total	Female	Total	Female	Total	Female	Total	Female	Total	Female
Banteay Meanchey	8	3	8	3	-	-	-	-	-	-	-	-	-	-	-	-	-	-
Battambang	55	17	55	17	-	-	-	-	-	-	-	-	-	-	-	-	-	-
Kampong Cham	6	2	6	2	-	-	-	-	-	-	-	-	-	-	-	-	-	-
Kampong Chhnang	0	0	0	0	-	-	-	-	-	-	-	-	-	-	-	-	-	-
Kampong Speu	14	6	14	6	-	-	-	-	-	-	-	-	-	-	-	-	-	-
Kampong Thom	0	0	0	0	-	-	-	-	-	-	-	-	-	-	-	-	-	-
Kampot	23	14	23	14	-	-	-	-	-	-	-	-	-	-	-	-	-	-
Kandal	11	5	11	5	-	-	-	-	-	-	-	-	-	-	-	-	-	-
Kep	2	1	2	1	-	-	-	-	-	-	-	-	-	-	-	-	-	-
Koh Kong	8	3	8	3	-	-	-	-	-	-	-	-	-	-	-	-	-	-
Kratie	7	0	7	0	-	-	-	-	-	-	-	-	-	-	-	-	-	-
Mondul Kiri	5	2	5	2	-	-	-	-	-	-	-	-	-	-	-	-	-	-
Otdar Meanchey	9	4	9	4	-	-	-	-	-	-	-	-	-	-	-	-	-	-
Pailin	3	0	3	0	-	-	-	-	-	-	-	-	-	-	-	-	-	-
Phnom Penh	2	0	2	0	-	-	-	-	-	-	-	-	-	-	-	-	-	-
Preah Sihanouk	10	2	10	2	-	-	-	-	-	-	-	-	-	-	-	-	-	-
Preah Vihear	1	1	1	1	-	-	-	-	-	-	-	-	-	-	-	-	-	-
Prey Veng	22	0	22	0	-	-	-	-	-	-	-	-	-	-	-	-	-	-
Pursat	9	5	9	5	-	-	-	-	-	-	-	-	-	-	-	-	-	-
Ratanak Kiri	5	2	5	2	-	-	-	-	-	-	-	-	-	-	-	-	-	-
Siem Reap	4	3	4	3	-	-	-	-	-	-	-	-	-	-	-	-	-	-
Stung Treng	1	0	1	0	-	-	-	-	-	-	-	-	-	-	-	-	-	-
Svay Rieng	8	2	8	2	-	-	-	-	-	-	-	-	-	-	-	-	-	-
Takeo	0	0	0	0	-	-	-	-	-	-	-	-	-	-	-	-	-	-
Tbong Khmum	0	0	0	0	-	-	-	-	-	-	-	-	-	-	-	-	-	-
Whole Country	213	72	213	72	-	-	-	-	-	-	-	-	-	-	-	-	-	-

Table 8 A - Formal Student Age 15-19 by Province (MLVT Public Training Institutions and MLVT Registered Training Institutions)

Province	Enrollment						Drop Out						Graduation					
	Grand Total		Public		NGO & Private		Grand Total		Public		NGO & Private		Grand Total		Public		NGO & Private	
	Total	Female	Total	Female	Total	Female	Total	Female	Total	Female	Total	Female	Total	Female	Total	Female	Total	Female
Banteay Meanchey	31	7	31	7	-	-	-	-	-	-	-	-	-	-	-	-	-	-
Battambang	358	72	358	72	-	-	-	-	-	-	-	-	-	-	-	-	-	-
Kampong Cham	76	51	76	51	-	-	-	-	-	-	-	-	-	-	-	-	-	-
Kampong Chhnang	0	0	0	0	-	-	-	-	-	-	-	-	-	-	-	-	-	-
Kampong Speu	87	18	87	18	-	-	-	-	-	-	-	-	-	-	-	-	-	-
Kampong Thom	33	21	33	21	-	-	-	-	-	-	-	-	-	-	-	-	-	-
Kampot	637	374	637	374	-	-	-	-	-	-	-	-	-	-	-	-	-	-
Kandal	0	0	0	0	-	-	-	-	-	-	-	-	-	-	-	-	-	-
Kep	0	0	0	0	-	-	-	-	-	-	-	-	-	-	-	-	-	-
Koh Kong	21	8	21	8	-	-	-	-	-	-	-	-	-	-	-	-	-	-
Kratie	0	0	0	0	-	-	-	-	-	-	-	-	-	-	-	-	-	-
Mondul Kiri	0	0	0	0	-	-	-	-	-	-	-	-	-	-	-	-	-	-
Otdar Meanchey	0	0	0	0	-	-	-	-	-	-	-	-	-	-	-	-	-	-
Pailin	0	0	0	0	-	-	-	-	-	-	-	-	-	-	-	-	-	-
Phnom Penh	6,333	946	6,333	946	-	-	-	-	-	-	-	-	-	-	-	-	-	-
Preah Sihanouk	91	27	91	27	-	-	-	-	-	-	-	-	-	-	-	-	-	-
Preah Vihear	0	0	0	0	-	-	-	-	-	-	-	-	-	-	-	-	-	-
Prey Veng	0	0	0	0	-	-	-	-	-	-	-	-	-	-	-	-	-	-
Pursat	98	47	98	47	-	-	-	-	-	-	-	-	-	-	-	-	-	-
Ratanak Kiri	0	0	0	0	-	-	-	-	-	-	-	-	-	-	-	-	-	-
Siem Reap	76	15	76	15	-	-	-	-	-	-	-	-	-	-	-	-	-	-
Stung Treng	0	0	0	0	-	-	-	-	-	-	-	-	-	-	-	-	-	-
Svay Rieng	132	60	132	60	-	-	-	-	-	-	-	-	-	-	-	-	-	-
Takeo	4	2	4	2	-	-	-	-	-	-	-	-	-	-	-	-	-	-
Tbong Khmum	0	0	0	0	-	-	-	-	-	-	-	-	-	-	-	-	-	-
Whole Country	7,977	1,648	7,977	1,648	-	-	-	-	-	-	-	-	-	-	-	-	-	-

Table 8 B - Formal Student Age 20-24 by Province (MLVT Public Institutions and MLVT Registered Institutions)

Province	Enrollment						Drop Out						Graduation					
	Grand Total		Public		NGO & Private		Grand Total		Public		NGO & Private		Grand Total		Public		NGO & Private	
	Total	Female	Total	Female	Total	Female	Total	Female	Total	Female	Total	Female	Total	Female	Total	Female	Total	Female
Banteay Meanchey	26	7	26	7	-	-	-	-	-	-	-	-	-	-	-	-	-	-
Battambang	279	41	279	41	-	-	-	-	-	-	-	-	-	-	-	-	-	-
Kampong Cham	67	40	67	40	-	-	-	-	-	-	-	-	-	-	-	-	-	-
Kampong Chhnang	0	0	0	0	-	-	-	-	-	-	-	-	-	-	-	-	-	-
Kampong Speu	19	2	19	2	-	-	-	-	-	-	-	-	-	-	-	-	-	-
Kampong Thom	16	8	16	8	-	-	-	-	-	-	-	-	-	-	-	-	-	-
Kampot	517	201	517	201	-	-	-	-	-	-	-	-	-	-	-	-	-	-
Kandal	0	0	0	0	-	-	-	-	-	-	-	-	-	-	-	-	-	-
Kep	0	0	0	0	-	-	-	-	-	-	-	-	-	-	-	-	-	-
Koh Kong	16	5	16	5	-	-	-	-	-	-	-	-	-	-	-	-	-	-
Kratie	0	0	0	0	-	-	-	-	-	-	-	-	-	-	-	-	-	-
Mondul Kiri	0	0	0	0	-	-	-	-	-	-	-	-	-	-	-	-	-	-
Otdar Meanchey	0	0	0	0	-	-	-	-	-	-	-	-	-	-	-	-	-	-
Pailin	0	0	0	0	-	-	-	-	-	-	-	-	-	-	-	-	-	-
Phnom Penh	7,589	1,375	7,589	1,375	-	-	-	-	-	-	-	-	-	-	-	-	-	-
Preah Sihanouk	67	12	67	12	-	-	-	-	-	-	-	-	-	-	-	-	-	-
Preah Vihear	0	0	0	0	-	-	-	-	-	-	-	-	-	-	-	-	-	-
Prey Veng	0	0	0	0	-	-	-	-	-	-	-	-	-	-	-	-	-	-
Pursat	114	36	114	36	-	-	-	-	-	-	-	-	-	-	-	-	-	-
Ratanak Kiri	0	0	0	0	-	-	-	-	-	-	-	-	-	-	-	-	-	-
Siem Reap	88	8	88	8	-	-	-	-	-	-	-	-	-	-	-	-	-	-
Stung Treng	0	0	0	0	-	-	-	-	-	-	-	-	-	-	-	-	-	-
Svay Rieng	134	35	134	35	-	-	-	-	-	-	-	-	-	-	-	-	-	-
Takeo	37	7	37	7	-	-	-	-	-	-	-	-	-	-	-	-	-	-
Tbong Khmum	0	0	0	0	-	-	-	-	-	-	-	-	-	-	-	-	-	-
Whole Country	8,969	1,777	8,969	1,777	-	-	-	-	-	-	-	-	-	-	-	-	-	-

Table 8 C - Formal Student Age 25-29 by Province (MLVT Public Institutions and MLVT Registered Institutions)

Province	Enrollment						Drop Out						Graduation					
	Grand Total		Public		NGO & Private		Grand Total		Public		NGO & Private		Grand Total		Public		NGO & Private	
	Total	Female	Total	Female	Total	Female	Total	Female	Total	Female	Total	Female	Total	Female	Total	Female	Total	Female
Banteay Meanchey	3	1	3	1	-	-	-	-	-	-	-	-	-	-	-	-	-	-
Battambang	71	10	71	10	-	-	-	-	-	-	-	-	-	-	-	-	-	-
Kampong Cham	1	1	1	1	-	-	-	-	-	-	-	-	-	-	-	-	-	-
Kampong Chhnang	0	0	0	0	-	-	-	-	-	-	-	-	-	-	-	-	-	-
Kampong Speu	6	1	6	1	-	-	-	-	-	-	-	-	-	-	-	-	-	-
Kampong Thom	1	0	1	0	-	-	-	-	-	-	-	-	-	-	-	-	-	-
Kampot	56	19	56	19	-	-	-	-	-	-	-	-	-	-	-	-	-	-
Kandal	0	0	0	0	-	-	-	-	-	-	-	-	-	-	-	-	-	-
Kep	0	0	0	0	-	-	-	-	-	-	-	-	-	-	-	-	-	-
Koh Kong	6	3	6	3	-	-	-	-	-	-	-	-	-	-	-	-	-	-
Kratie	0	0	0	0	-	-	-	-	-	-	-	-	-	-	-	-	-	-
Mondul Kiri	0	0	0	0	-	-	-	-	-	-	-	-	-	-	-	-	-	-
Otdar Meanchey	0	0	0	0	-	-	-	-	-	-	-	-	-	-	-	-	-	-
Pailin	0	0	0	0	-	-	-	-	-	-	-	-	-	-	-	-	-	-
Phnom Penh	939	81	939	81	-	-	-	-	-	-	-	-	-	-	-	-	-	-
Preah Sihanouk	18	1	18	1	-	-	-	-	-	-	-	-	-	-	-	-	-	-
Preah Vihear	0	0	0	0	-	-	-	-	-	-	-	-	-	-	-	-	-	-
Prey Veng	0	0	0	0	-	-	-	-	-	-	-	-	-	-	-	-	-	-
Pursat	10	1	10	1	-	-	-	-	-	-	-	-	-	-	-	-	-	-
Ratanak Kiri	0	0	0	0	-	-	-	-	-	-	-	-	-	-	-	-	-	-
Siem Reap	22	0	22	0	-	-	-	-	-	-	-	-	-	-	-	-	-	-
Stung Treng	0	0	0	0	-	-	-	-	-	-	-	-	-	-	-	-	-	-
Svay Rieng	15	7	15	7	-	-	-	-	-	-	-	-	-	-	-	-	-	-
Takeo	5	1	5	1	-	-	-	-	-	-	-	-	-	-	-	-	-	-
Tbong Khmum	0	0	0	0	-	-	-	-	-	-	-	-	-	-	-	-	-	-
Whole Country	1,153	126	1,153	126	-	-	-	-	-	-	-	-	-	-	-	-	-	-

Table 8 D - Formal Student Age 30-34 by Province (MLVT Public Institutions and MLVT Registered Institutions)

Province	Enrollment						Drop Out						Graduation					
	Grand Total		Public		NGO & Private		Grand Total		Public		NGO & Private		Grand Total		Public		NGO & Private	
	Total	Female	Total	Female	Total	Female	Total	Female	Total	Female	Total	Female	Total	Female	Total	Female	Total	Female
Banteay Meanchey	4	0	4	0	-	-	-	-	-	-	-	-	-	-	-	-	-	-
Battambang	27	2	27	2	-	-	-	-	-	-	-	-	-	-	-	-	-	-
Kampong Cham	1	0	1	0	-	-	-	-	-	-	-	-	-	-	-	-	-	-
Kampong Chhnang	0	0	0	0	-	-	-	-	-	-	-	-	-	-	-	-	-	-
Kampong Speu	3	0	3	0	-	-	-	-	-	-	-	-	-	-	-	-	-	-
Kampong Thom	1	0	1	0	-	-	-	-	-	-	-	-	-	-	-	-	-	-
Kampot	12	5	12	5	-	-	-	-	-	-	-	-	-	-	-	-	-	-
Kandal	0	0	0	0	-	-	-	-	-	-	-	-	-	-	-	-	-	-
Kep	0	0	0	0	-	-	-	-	-	-	-	-	-	-	-	-	-	-
Koh Kong	2	0	2	0	-	-	-	-	-	-	-	-	-	-	-	-	-	-
Kratie	0	0	0	0	-	-	-	-	-	-	-	-	-	-	-	-	-	-
Mondul Kiri	0	0	0	0	-	-	-	-	-	-	-	-	-	-	-	-	-	-
Otdar Meanchey	0	0	0	0	-	-	-	-	-	-	-	-	-	-	-	-	-	-
Pailin	0	0	0	0	-	-	-	-	-	-	-	-	-	-	-	-	-	-
Phnom Penh	258	13	258	13	-	-	-	-	-	-	-	-	-	-	-	-	-	-
Preah Sihanouk	7	0	7	0	-	-	-	-	-	-	-	-	-	-	-	-	-	-
Preah Vihear	0	0	0	0	-	-	-	-	-	-	-	-	-	-	-	-	-	-
Prey Veng	0	0	0	0	-	-	-	-	-	-	-	-	-	-	-	-	-	-
Pursat	3	1	3	1	-	-	-	-	-	-	-	-	-	-	-	-	-	-
Ratanak Kiri	0	0	0	0	-	-	-	-	-	-	-	-	-	-	-	-	-	-
Siem Reap	4	0	4	0	-	-	-	-	-	-	-	-	-	-	-	-	-	-
Stung Treng	0	0	0	0	-	-	-	-	-	-	-	-	-	-	-	-	-	-
Svay Rieng	6	4	6	4	-	-	-	-	-	-	-	-	-	-	-	-	-	-
Takeo	0	0	0	0	-	-	-	-	-	-	-	-	-	-	-	-	-	-
Tbong Khmum	0	0	0	0	-	-	-	-	-	-	-	-	-	-	-	-	-	-
Whole Country	328	25	328	25	-	-	-	-	-	-	-	-	-	-	-	-	-	-

Table 8 E - Formal Student Age 35-39 by Province (MLVT Public Training Institutions and MLVT Registered Training Institutions)

Province	Enrollment						Drop Out						Graduation					
	Grand Total		Public		NGO & Private		Grand Total		Public		NGO & Private		Grand Total		Public		NGO & Private	
	Total	Female	Total	Female	Total	Female	Total	Female	Total	Female	Total	Female	Total	Female	Total	Female	Total	Female
Banteay Meanchey	0	0	0	0	-	-	-	-	-	-	-	-	-	-	-	-	-	-
Battambang	5	0	5	0	-	-	-	-	-	-	-	-	-	-	-	-	-	-
Kampong Cham	0	0	0	0	-	-	-	-	-	-	-	-	-	-	-	-	-	-
Kampong Chhnang	0	0	0	0	-	-	-	-	-	-	-	-	-	-	-	-	-	-
Kampong Speu	1	0	1	0	-	-	-	-	-	-	-	-	-	-	-	-	-	-
Kampong Thom	0	0	0	0	-	-	-	-	-	-	-	-	-	-	-	-	-	-
Kampot	3	2	3	2	-	-	-	-	-	-	-	-	-	-	-	-	-	-
Kandal	0	0	0	0	-	-	-	-	-	-	-	-	-	-	-	-	-	-
Kep	0	0	0	0	-	-	-	-	-	-	-	-	-	-	-	-	-	-
Koh Kong	2	0	2	0	-	-	-	-	-	-	-	-	-	-	-	-	-	-
Kratie	0	0	0	0	-	-	-	-	-	-	-	-	-	-	-	-	-	-
Mondul Kiri	0	0	0	0	-	-	-	-	-	-	-	-	-	-	-	-	-	-
Otdar Meanchey	0	0	0	0	-	-	-	-	-	-	-	-	-	-	-	-	-	-
Pailin	0	0	0	0	-	-	-	-	-	-	-	-	-	-	-	-	-	-
Phnom Penh	50	1	50	1	-	-	-	-	-	-	-	-	-	-	-	-	-	-
Preah Sihanouk	1	0	1	0	-	-	-	-	-	-	-	-	-	-	-	-	-	-
Preah Vihear	0	0	0	0	-	-	-	-	-	-	-	-	-	-	-	-	-	-
Prey Veng	0	0	0	0	-	-	-	-	-	-	-	-	-	-	-	-	-	-
Pursat	1	0	1	0	-	-	-	-	-	-	-	-	-	-	-	-	-	-
Ratanak Kiri	0	0	0	0	-	-	-	-	-	-	-	-	-	-	-	-	-	-
Siem Reap	2	0	2	0	-	-	-	-	-	-	-	-	-	-	-	-	-	-
Stung Treng	0	0	0	0	-	-	-	-	-	-	-	-	-	-	-	-	-	-
Svay Rieng	1	0	1	0	-	-	-	-	-	-	-	-	-	-	-	-	-	-
Takeo	0	0	0	0	-	-	-	-	-	-	-	-	-	-	-	-	-	-
Tbong Khmum	0	0	0	0	-	-	-	-	-	-	-	-	-	-	-	-	-	-
Whole Country	66	3	66	3	-	-	-	-	-	-	-	-	-	-	-	-	-	-

Table 8 F - Formal Student Age 40-44 by Province (MLVT Public Training Institutions and MLVT Registered Training Institutions)

Province	Enrollment						Drop Out						Graduation					
	Grand Total		Public		NGO & Private		Grand Total		Public		NGO & Private		Grand Total		Public		NGO & Private	
	Total	Female	Total	Female	Total	Female	Total	Female	Total	Female	Total	Female	Total	Female	Total	Female	Total	Female
Banteay Meanchey	0	0	0	0	-	-	-	-	-	-	-	-	-	-	-	-	-	-
Battambang	4	0	4	0	-	-	-	-	-	-	-	-	-	-	-	-	-	-
Kampong Cham	0	0	0	0	-	-	-	-	-	-	-	-	-	-	-	-	-	-
Kampong Chhnang	0	0	0	0	-	-	-	-	-	-	-	-	-	-	-	-	-	-
Kampong Speu	0	0	0	0	-	-	-	-	-	-	-	-	-	-	-	-	-	-
Kampong Thom	0	0	0	0	-	-	-	-	-	-	-	-	-	-	-	-	-	-
Kampot	2	0	2	0	-	-	-	-	-	-	-	-	-	-	-	-	-	-
Kandal	0	0	0	0	-	-	-	-	-	-	-	-	-	-	-	-	-	-
Kep	0	0	0	0	-	-	-	-	-	-	-	-	-	-	-	-	-	-
Koh Kong	1	0	1	0	-	-	-	-	-	-	-	-	-	-	-	-	-	-
Kratie	0	0	0	0	-	-	-	-	-	-	-	-	-	-	-	-	-	-
Mondul Kiri	0	0	0	0	-	-	-	-	-	-	-	-	-	-	-	-	-	-
Otdar Meanchey	0	0	0	0	-	-	-	-	-	-	-	-	-	-	-	-	-	-
Pailin	0	0	0	0	-	-	-	-	-	-	-	-	-	-	-	-	-	-
Phnom Penh	22	0	22	0	-	-	-	-	-	-	-	-	-	-	-	-	-	-
Preah Sihanouk	0	0	0	0	-	-	-	-	-	-	-	-	-	-	-	-	-	-
Preah Vihear	0	0	0	0	-	-	-	-	-	-	-	-	-	-	-	-	-	-
Prey Veng	0	0	0	0	-	-	-	-	-	-	-	-	-	-	-	-	-	-
Pursat	0	0	0	0	-	-	-	-	-	-	-	-	-	-	-	-	-	-
Ratanak Kiri	0	0	0	0	-	-	-	-	-	-	-	-	-	-	-	-	-	-
Siem Reap	1	0	1	0	-	-	-	-	-	-	-	-	-	-	-	-	-	-
Stung Treng	0	0	0	0	-	-	-	-	-	-	-	-	-	-	-	-	-	-
Svay Rieng	1	0	1	0	-	-	-	-	-	-	-	-	-	-	-	-	-	-
Takeo	0	0	0	0	-	-	-	-	-	-	-	-	-	-	-	-	-	-
Tbong Khmum	0	0	0	0	-	-	-	-	-	-	-	-	-	-	-	-	-	-
Whole Country	31	0	31	0	-	-	-	-	-	-	-	-	-	-	-	-	-	-

Table 8 G - Formal Student Age 45-49 by Province (MLVT Public Institutions and MLVT Registered Institutions)

Province	Enrollment						Drop Out						Graduation					
	Grand Total		Public		NGO & Private		Grand Total		Public		NGO & Private		Grand Total		Public		NGO & Private	
	Total	Female	Total	Female	Total	Female	Total	Female	Total	Female	Total	Female	Total	Female	Total	Female	Total	Female
Banteay Meanchey	0	0	0	0	-	-	-	-	-	-	-	-	-	-	-	-	-	-
Battambang	1	0	1	0	-	-	-	-	-	-	-	-	-	-	-	-	-	-
Kampong Cham	0	0	0	0	-	-	-	-	-	-	-	-	-	-	-	-	-	-
Kampong Chhnang	0	0	0	0	-	-	-	-	-	-	-	-	-	-	-	-	-	-
Kampong Speu	0	0	0	0	-	-	-	-	-	-	-	-	-	-	-	-	-	-
Kampong Thom	0	0	0	0	-	-	-	-	-	-	-	-	-	-	-	-	-	-
Kampot	1	0	1	0	-	-	-	-	-	-	-	-	-	-	-	-	-	-
Kandal	0	0	0	0	-	-	-	-	-	-	-	-	-	-	-	-	-	-
Kep	0	0	0	0	-	-	-	-	-	-	-	-	-	-	-	-	-	-
Koh Kong	0	0	0	0	-	-	-	-	-	-	-	-	-	-	-	-	-	-
Kratie	0	0	0	0	-	-	-	-	-	-	-	-	-	-	-	-	-	-
Mondul Kiri	0	0	0	0	-	-	-	-	-	-	-	-	-	-	-	-	-	-
Otdar Meanchey	0	0	0	0	-	-	-	-	-	-	-	-	-	-	-	-	-	-
Pailin	0	0	0	0	-	-	-	-	-	-	-	-	-	-	-	-	-	-
Phnom Penh	12	0	12	0	-	-	-	-	-	-	-	-	-	-	-	-	-	-
Preah Sihanouk	0	0	0	0	-	-	-	-	-	-	-	-	-	-	-	-	-	-
Preah Vihear	0	0	0	0	-	-	-	-	-	-	-	-	-	-	-	-	-	-
Prey Veng	0	0	0	0	-	-	-	-	-	-	-	-	-	-	-	-	-	-
Pursat	0	0	0	0	-	-	-	-	-	-	-	-	-	-	-	-	-	-
Ratanak Kiri	0	0	0	0	-	-	-	-	-	-	-	-	-	-	-	-	-	-
Siem Reap	0	0	0	0	-	-	-	-	-	-	-	-	-	-	-	-	-	-
Stung Treng	0	0	0	0	-	-	-	-	-	-	-	-	-	-	-	-	-	-
Svay Rieng	2	2	2	2	-	-	-	-	-	-	-	-	-	-	-	-	-	-
Takeo	0	0	0	0	-	-	-	-	-	-	-	-	-	-	-	-	-	-
Tbong Khmum	0	0	0	0	-	-	-	-	-	-	-	-	-	-	-	-	-	-
Whole Country	16	2	16	2	-	-	-	-	-	-	-	-	-	-	-	-	-	-

Table 8 H - Formal Student Age 50-54 by Province (MLVT Public Institutions and MLVT Registered Institutions)

Province	Enrollment						Drop Out						Graduation					
	Grand Total		Public		NGO & Private		Grand Total		Public		NGO & Private		Grand Total		Public		NGO & Private	
	Total	Female	Total	Female	Total	Female	Total	Female	Total	Female	Total	Female	Total	Female	Total	Female	Total	Female
Banteay Meanchey	0	0	0	0	-	-	-	-	-	-	-	-	-	-	-	-	-	-
Battambang	0	0	0	0	-	-	-	-	-	-	-	-	-	-	-	-	-	-
Kampong Cham	0	0	0	0	-	-	-	-	-	-	-	-	-	-	-	-	-	-
Kampong Chhnang	0	0	0	0	-	-	-	-	-	-	-	-	-	-	-	-	-	-
Kampong Speu	0	0	0	0	-	-	-	-	-	-	-	-	-	-	-	-	-	-
Kampong Thom	0	0	0	0	-	-	-	-	-	-	-	-	-	-	-	-	-	-
Kampot	1	0	1	0	-	-	-	-	-	-	-	-	-	-	-	-	-	-
Kandal	0	0	0	0	-	-	-	-	-	-	-	-	-	-	-	-	-	-
Kep	0	0	0	0	-	-	-	-	-	-	-	-	-	-	-	-	-	-
Koh Kong	0	0	0	0	-	-	-	-	-	-	-	-	-	-	-	-	-	-
Kratie	0	0	0	0	-	-	-	-	-	-	-	-	-	-	-	-	-	-
Mondul Kiri	0	0	0	0	-	-	-	-	-	-	-	-	-	-	-	-	-	-
Otdar Meanchey	0	0	0	0	-	-	-	-	-	-	-	-	-	-	-	-	-	-
Pailin	0	0	0	0	-	-	-	-	-	-	-	-	-	-	-	-	-	-
Phnom Penh	3	0	3	0	-	-	-	-	-	-	-	-	-	-	-	-	-	-
Preah Sihanouk	0	0	0	0	-	-	-	-	-	-	-	-	-	-	-	-	-	-
Preah Vihear	0	0	0	0	-	-	-	-	-	-	-	-	-	-	-	-	-	-
Prey Veng	0	0	0	0	-	-	-	-	-	-	-	-	-	-	-	-	-	-
Pursat	0	0	0	0	-	-	-	-	-	-	-	-	-	-	-	-	-	-
Ratanak Kiri	0	0	0	0	-	-	-	-	-	-	-	-	-	-	-	-	-	-
Siem Reap	0	0	0	0	-	-	-	-	-	-	-	-	-	-	-	-	-	-
Stung Treng	0	0	0	0	-	-	-	-	-	-	-	-	-	-	-	-	-	-
Svay Rieng	0	0	0	0	-	-	-	-	-	-	-	-	-	-	-	-	-	-
Takeo	0	0	0	0	-	-	-	-	-	-	-	-	-	-	-	-	-	-
Tbong Khmum	0	0	0	0	-	-	-	-	-	-	-	-	-	-	-	-	-	-
Whole Country	4	0	4	0	-	-	-	-	-	-	-	-	-	-	-	-	-	-

Table 8 I - Formal Student Age 55-59 by Province (MLVT Public Institutions and MLVT Registered Institutions)

Province	Enrollment						Drop Out						Graduation					
	Grand Total		Public		NGO & Private		Grand Total		Public		NGO & Private		Grand Total		Public		NGO & Private	
	Total	Female	Total	Female	Total	Female	Total	Female	Total	Female	Total	Female	Total	Female	Total	Female	Total	Female
Banteay Meanchey	0	0	0	0	-	-	-	-	-	-	-	-	-	-	-	-	-	-
Battambang	0	0	0	0	-	-	-	-	-	-	-	-	-	-	-	-	-	-
Kampong Cham	0	0	0	0	-	-	-	-	-	-	-	-	-	-	-	-	-	-
Kampong Chhnang	0	0	0	0	-	-	-	-	-	-	-	-	-	-	-	-	-	-
Kampong Speu	0	0	0	0	-	-	-	-	-	-	-	-	-	-	-	-	-	-
Kampong Thom	0	0	0	0	-	-	-	-	-	-	-	-	-	-	-	-	-	-
Kampot	0	0	0	0	-	-	-	-	-	-	-	-	-	-	-	-	-	-
Kandal	0	0	0	0	-	-	-	-	-	-	-	-	-	-	-	-	-	-
Kep	0	0	0	0	-	-	-	-	-	-	-	-	-	-	-	-	-	-
Koh Kong	0	0	0	0	-	-	-	-	-	-	-	-	-	-	-	-	-	-
Kratie	0	0	0	0	-	-	-	-	-	-	-	-	-	-	-	-	-	-
Mondul Kiri	0	0	0	0	-	-	-	-	-	-	-	-	-	-	-	-	-	-
Otdar Meanchey	0	0	0	0	-	-	-	-	-	-	-	-	-	-	-	-	-	-
Pailin	0	0	0	0	-	-	-	-	-	-	-	-	-	-	-	-	-	-
Phnom Penh	3	0	3	0	-	-	-	-	-	-	-	-	-	-	-	-	-	-
Preah Sihanouk	0	0	0	0	-	-	-	-	-	-	-	-	-	-	-	-	-	-
Preah Vihear	0	0	0	0	-	-	-	-	-	-	-	-	-	-	-	-	-	-
Prey Veng	0	0	0	0	-	-	-	-	-	-	-	-	-	-	-	-	-	-
Pursat	0	0	0	0	-	-	-	-	-	-	-	-	-	-	-	-	-	-
Ratanak Kiri	0	0	0	0	-	-	-	-	-	-	-	-	-	-	-	-	-	-
Siem Reap	0	0	0	0	-	-	-	-	-	-	-	-	-	-	-	-	-	-
Stung Treng	0	0	0	0	-	-	-	-	-	-	-	-	-	-	-	-	-	-
Svay Rieng	0	0	0	0	-	-	-	-	-	-	-	-	-	-	-	-	-	-
Takeo	0	0	0	0	-	-	-	-	-	-	-	-	-	-	-	-	-	-
Tbong Khmum	0	0	0	0	-	-	-	-	-	-	-	-	-	-	-	-	-	-
Whole Country	3	0	3	0	-	-	-	-	-	-	-	-	-	-	-	-	-	-

Table 8 J - Formal Student Age 60-64 by Province (MLVT Public Training Institutions and MLVT Registered Training Institutions)

Province	Enrollment						Drop Out						Graduation					
	Grand Total		Public		NGO & Private		Grand Total		Public		NGO & Private		Grand Total		Public		NGO & Private	
	Total	Female	Total	Female	Total	Female	Total	Female	Total	Female	Total	Female	Total	Female	Total	Female	Total	Female
Banteay Meanchey	0	0	0	0	-	-	-	-	-	-	-	-	-	-	-	-	-	-
Battambang	0	0	0	0	-	-	-	-	-	-	-	-	-	-	-	-	-	-
Kampong Cham	0	0	0	0	-	-	-	-	-	-	-	-	-	-	-	-	-	-
Kampong Chhnang	0	0	0	0	-	-	-	-	-	-	-	-	-	-	-	-	-	-
Kampong Speu	0	0	0	0	-	-	-	-	-	-	-	-	-	-	-	-	-	-
Kampong Thom	0	0	0	0	-	-	-	-	-	-	-	-	-	-	-	-	-	-
Kampot	0	0	0	0	-	-	-	-	-	-	-	-	-	-	-	-	-	-
Kandal	0	0	0	0	-	-	-	-	-	-	-	-	-	-	-	-	-	-
Kep	0	0	0	0	-	-	-	-	-	-	-	-	-	-	-	-	-	-
Koh Kong	0	0	0	0	-	-	-	-	-	-	-	-	-	-	-	-	-	-
Kratie	0	0	0	0	-	-	-	-	-	-	-	-	-	-	-	-	-	-
Mondul Kiri	0	0	0	0	-	-	-	-	-	-	-	-	-	-	-	-	-	-
Otdar Meanchey	0	0	0	0	-	-	-	-	-	-	-	-	-	-	-	-	-	-
Pailin	0	0	0	0	-	-	-	-	-	-	-	-	-	-	-	-	-	-
Phnom Penh	0	0	0	0	-	-	-	-	-	-	-	-	-	-	-	-	-	-
Preah Sihanouk	0	0	0	0	-	-	-	-	-	-	-	-	-	-	-	-	-	-
Preah Vihear	0	0	0	0	-	-	-	-	-	-	-	-	-	-	-	-	-	-
Prey Veng	0	0	0	0	-	-	-	-	-	-	-	-	-	-	-	-	-	-
Pursat	0	0	0	0	-	-	-	-	-	-	-	-	-	-	-	-	-	-
Ratanak Kiri	0	0	0	0	-	-	-	-	-	-	-	-	-	-	-	-	-	-
Siem Reap	0	0	0	0	-	-	-	-	-	-	-	-	-	-	-	-	-	-
Stung Treng	0	0	0	0	-	-	-	-	-	-	-	-	-	-	-	-	-	-
Svay Rieng	0	0	0	0	-	-	-	-	-	-	-	-	-	-	-	-	-	-
Takeo	0	0	0	0	-	-	-	-	-	-	-	-	-	-	-	-	-	-
Tbong Khmum	0	0	0	0	-	-	-	-	-	-	-	-	-	-	-	-	-	-
Whole Country	0	0	0	0	-	-	-	-	-	-	-	-	-	-	-	-	-	-

Table 8 K - Formal Student Age 65-UP by Province (MLVT Public Training Institutions and MLVT Registered Training Institutions)

Province	Enrollment						Drop Out						Graduation					
	Grand Total		Public		NGO & Private		Grand Total		Public		NGO & Private		Grand Total		Public		NGO & Private	
	Total	Female	Total	Female	Total	Female	Total	Female	Total	Female	Total	Female	Total	Female	Total	Female	Total	Female
Banteay Meanchey	0	0	0	0	-	-	-	-	-	-	-	-	-	-	-	-	-	-
Battambang	1	1	1	1	-	-	-	-	-	-	-	-	-	-	-	-	-	-
Kampong Cham	0	0	0	0	-	-	-	-	-	-	-	-	-	-	-	-	-	-
Kampong Chhnang	0	0	0	0	-	-	-	-	-	-	-	-	-	-	-	-	-	-
Kampong Speu	0	0	0	0	-	-	-	-	-	-	-	-	-	-	-	-	-	-
Kampong Thom	0	0	0	0	-	-	-	-	-	-	-	-	-	-	-	-	-	-
Kampot	0	0	0	0	-	-	-	-	-	-	-	-	-	-	-	-	-	-
Kandal	0	0	0	0	-	-	-	-	-	-	-	-	-	-	-	-	-	-
Kep	0	0	0	0	-	-	-	-	-	-	-	-	-	-	-	-	-	-
Koh Kong	0	0	0	0	-	-	-	-	-	-	-	-	-	-	-	-	-	-
Kratie	0	0	0	0	-	-	-	-	-	-	-	-	-	-	-	-	-	-
Mondul Kiri	0	0	0	0	-	-	-	-	-	-	-	-	-	-	-	-	-	-
Otdar Meanchey	0	0	0	0	-	-	-	-	-	-	-	-	-	-	-	-	-	-
Pailin	0	0	0	0	-	-	-	-	-	-	-	-	-	-	-	-	-	-
Phnom Penh	11	1	11	1	-	-	-	-	-	-	-	-	-	-	-	-	-	-
Preah Sihanouk	0	0	0	0	-	-	-	-	-	-	-	-	-	-	-	-	-	-
Preah Vihear	0	0	0	0	-	-	-	-	-	-	-	-	-	-	-	-	-	-
Prey Veng	0	0	0	0	-	-	-	-	-	-	-	-	-	-	-	-	-	-
Pursat	1	1	1	1	-	-	-	-	-	-	-	-	-	-	-	-	-	-
Ratanak Kiri	0	0	0	0	-	-	-	-	-	-	-	-	-	-	-	-	-	-
Siem Reap	0	0	0	0	-	-	-	-	-	-	-	-	-	-	-	-	-	-
Stung Treng	0	0	0	0	-	-	-	-	-	-	-	-	-	-	-	-	-	-
Svay Rieng	0	0	0	0	-	-	-	-	-	-	-	-	-	-	-	-	-	-
Takeo	0	0	0	0	-	-	-	-	-	-	-	-	-	-	-	-	-	-
Tbong Khmum	0	0	0	0	-	-	-	-	-	-	-	-	-	-	-	-	-	-
Whole Country	13	3	13	3	-	-	-	-	-	-	-	-	-	-	-	-	-	-

Table 9 - Students and Staff by MLVT Training Institutions

No.	Institution	Enrollment		Drop Out		Graduation		Teaching Staff		Non-teaching Staff		Total Staff	
		Total	Female	Total	Female	Total	Female	Total	Female	Total	Female	Total	Female
1	Banteay Meanchey Provincial Training Center	744	228	41	13	673	207	139	48	15	4	154	48
2	Battambang Institute Of Technology	700	100	84	15	617	86	51	8	8	2	59	8
3	Battambang Prey Kon Kla Provincial Training Center	1,144	531	0	0	1,156	539	44	17	10	2	54	17
4	Beng Nimol Vocational Training School	349	212	43	25	387	246	45	16	20	4	65	16
5	Cambodia India Entrepreneurship Development Institute	783	224	0	0	946	312	71	33	43	16	114	33
6	Cambodian Thai Skill Development Center	152	12	0	0	144	16	33	7	31	4	64	7
7	Centre National De La Soie (national Silk Center)	300	192	30	27	270	157	28	24	28	9	56	24
8	Chantiers Ecoles De Formation Professionelle	549	199	14	0	511	199	45	11	16	6	61	11
9	Industrial Technical Institute	1,144	85	66	5	814	63	80	22	53	12	133	22
10	Jvc Technical School & Workshop	133	15	21	3	160	21	32	3	28	3	60	3
11	Kampong Cham Provincial Training Center	798	499	76	41	491	351	33	42	53	24	86	42
12	Kandal Provincial Training Center	410	122	32	5	378	117	4	24	108	21	112	24
13	Kep Provincial Training Center	682	452	0	0	680	457	38	13	15	5	53	13
14	Koh Kong Provincial Training Center	651	242	0	0	780	331	19	12	48	5	67	12
15	Kompong Chhannng Provincial Training Center	160	63	10	3	420	201	39	13	21	4	60	13
16	Kompong Speu Provincial Training Center	466	181	41	1	425	187	163	41	47	10	210	41
17	Kompong Thom Provincial Training Center	151	100	0	0	151	98	179	66	31	7	210	66
18	Kratie Provincial Training Center	645	362	0	0	660	371	51	3	9	0	60	3
19	Mondulkiri Provincial Training Center	460	308	0	0	460	306	36	23	44	10	80	23
20	National Institute Of Business	2,467	1,317	266	108	2,814	1,624	0	8	44	8	44	8
21	National Polytechnic Institute Of Cambodia	2,214	199	106	8	2,108	191	66	49	134	34	200	49
22	National Technical Training Institute	5,336	233	633	17	633	33	23	22	49	15	72	22
23	Pailin Provincial Training Center	226	88	0	0	410	174	43	8	8	1	51	8
24	Preah Kossomak Polytechnic Institute	4,119	509	286	65	1,458	146	14	23	105	19	119	23
25	Preah Sihanouk Provincial Training Center	584	294	29	10	431	263	40	28	84	18	124	28

Table 9 - Students and Staff by MLVT Training Institutions

No.	Institution	Enrollment		Drop Out		Graduation		Teaching Staff		Non-teaching Staff		Total Staff	
		Total	Female	Total	Female	Total	Female	Total	Female	Total	Female	Total	Female
26	Prear Vihea Provincial Training Center	370	207	40	15	330	193	148	50	30	4	178	50
27	Prey Veng Provincial Training Center	780	276	0	0	780	269	108	62	47	10	155	62
28	Provincial Training Center	497	272	0	0	503	266	41	7	5	1	46	7
29	Pursat Provincial Training Center	617	304	21	8	514	271	118	22	6	1	124	22
30	Ratanakiri Provincial Training Center	812	381	180	68	576	236	105	36	35	8	140	36
31	Regional Polytechnic Institute Techo Sen Battambang	1,265	740	151	46	1,266	748	59	35	34	11	93	35
32	Regional Polytechnic Institute Techo Sen Kampot	1,848	929	8	2	1,561	883	39	21	49	9	88	21
33	Regional Polytechnic Institute Techo Sen Siem Reap	152	57	174	31	313	173	79	22	15	6	94	22
34	Regional Polytechnic Institute Techo Sen Svayrieng	864	401	83	33	649	321	76	22	26	4	102	22
35	Regional Polytechnic Institute Techo Sen Takeo	66	17	31	9	548	214	71	24	31	12	102	24
36	Rolang Vocational Training School	0	0	32	10	398	226	28	7	5	0	33	7
37	Stung Treng Provincial Training Center	119	60	0	0	180	90	34	13	15	3	49	13
38	Tbong Khmum Provincial Training Center	0	0	0	0	620	349	29	6	0	0	29	6
39	Vocational Training Center Of Preah Vihea Yalay	0	0	28	8	342	147	36	9	12	2	48	9
40	NGO and Private Training Providers	0	0	0	0	0	0	0	0	0	0	0	0
	Whole Country	32,757	10,411	2,526	576	26,557	11,082	2,287	900	1,362	314	3,649	286

Table 10 A - Short Course Enrollment by Institution

No.	Institution	Enrollment		Drop Out		Graduation	
		Total	Female	Total	Female	Total	Female
1	Banteay Meanchey Provincial Training Center	680	213	-	-	-	-
2	Battambang Institute Of Technology	180	41	-	-	-	-
3	Battambang Prey Kon Kla Provincial Training Center	1,144	531	-	-	-	-
4	Beng Nimol Vocational Training School	349	212	-	-	-	-
5	Cambodia India Entrepreneurship Development Institute	479	123	-	-	-	-
6	Cambodian Thai Skill Development Center	60	5	-	-	-	-
7	Centre National De La Soie (national Silk Center)	300	192	-	-	-	-
8	Chantiers Ecoles De Formation Professionelle	440	199	-	-	-	-
9	Industrial Technical Institute	580	45	-	-	-	-
10	Jvc Technical School & Workshop	-	-	-	-	-	-
11	Kampong Cham Provincial Training Center	653	407	-	-	-	-
12	Kandal Provincial Training Center	410	122	-	-	-	-
13	Kep Provincial Training Center	682	452	-	-	-	-
14	Koh Kong Provincial Training Center	603	226	-	-	-	-
15	Kompong Chhanng Provincial Training Center	160	63	-	-	-	-
16	Kompong Speu Provincial Training Center	350	160	-	-	-	-
17	Kompong Thom Provincial Training Center	100	71	-	-	-	-
18	Kratie Provincial Training Center	645	362	-	-	-	-
19	Monduliri Provincial Training Center	460	308	-	-	-	-
20	National Institute Of Business	-	-	-	-	-	-
21	National Polytechnic Institute Of Cambodia	9	4	-	-	-	-
22	National Technical Training Institute	-	-	-	-	-	-
23	Pailin Provincial Training Center	226	88	-	-	-	-
24	Preah Kossamak Polytechnic Institute	-	-	-	-	-	-
25	Preah Sihanouk Provincial Training Center	400	254	-	-	-	-

Table 10 A - Short Course Enrollment by Institution

No.	Institution	Enrollment		Drop Out		Graduation	
		Total	Female	Total	Female	Total	Female
26	Prear Vihea Provincial Training Center	370	207	-	-	-	-
27	Prey Veng Provincial Training Center	780	276	-	-	-	-
28	Provincial Training Center	497	272	-	-	-	-
29	Pursat Provincial Training Center	390	218	-	-	-	-
30	Ratanakiri Provincial Training Center	812	381	-	-	-	-
31	Regional Polytechnic Institute Techo Sen Battambang	1,039	673	-	-	-	-
32	Regional Polytechnic Institute Techo Sen Kampot	619	328	-	-	-	-
33	Regional Polytechnic Institute Techo Sen Siem Reap	68	34	-	-	-	-
34	Regional Polytechnic Institute Techo Sen Svayrieng	573	293	-	-	-	-
35	Regional Polytechnic Institute Techo Sen Takeo	20	7	-	-	-	-
36	Rolang Vocational Training School	-	-	-	-	-	-
37	Stung Treng Provincial Training Center	119	60	-	-	-	-
38	Tbong Khmum Provincial Training Center	-	-	-	-	-	-
39	Vocational Training Center Of Preah Vihea Yalay	-	-	-	-	-	-
40	NGO and Private Training Providers	-	-	-	-	-	-
Whole Country		14,197	6,827	-	-	-	-

Table 10 B - C1 Enrollment by Institution

No.	Institution	Enrollment		Drop Out		Graduation	
		Total	Female	Total	Female	Total	Female
1	Banteay Meanchey Provincial Training Center	24	2	-	-	-	-
2	Battambang Institute Of Technology	118	18	-	-	-	-
3	Battambang Prey Kon Kla Provincial Training Center	-	-	-	-	-	-
4	Beng Nimol Vocational Training School	-	-	-	-	-	-
5	Cambodia India Entrepreneurship Development Institute	33	2	-	-	-	-
6	Cambodian Thai Skill Development Center	24	-	-	-	-	-
7	Centre National De La Soie (national Silk Center)	-	-	-	-	-	-
8	Chantiers Ecoles De Formation Professionelle	61	-	-	-	-	-
9	Industrial Technical Institute	33	-	-	-	-	-
10	Jvc Technical School & Workshop	-	-	-	-	-	-
11	Kampong Cham Provincial Training Center	40	23	-	-	-	-
12	Kandal Provincial Training Center	-	-	-	-	-	-
13	Kep Provincial Training Center	-	-	-	-	-	-
14	Koh Kong Provincial Training Center	48	16	-	-	-	-
15	Kompong Chhannng Provincial Training Center	-	-	-	-	-	-
16	Kompong Speu Provincial Training Center	75	12	-	-	-	-
17	Kompong Thom Provincial Training Center	7	3	-	-	-	-
18	Kratie Provincial Training Center	-	-	-	-	-	-
19	Monduliri Provincial Training Center	-	-	-	-	-	-
20	National Institute Of Business	-	-	-	-	-	-
21	National Polytechnic Institute Of Cambodia	-	-	-	-	-	-
22	National Technical Training Institute	-	-	-	-	-	-
23	Pailin Provincial Training Center	-	-	-	-	-	-
24	Preah Kossomak Polytechnic Institute	-	-	-	-	-	-
25	Preah Sihanouk Provincial Training Center	28	7	-	-	-	-

Table 10 B - C1 Enrollment by Institution

No.	Institution	Enrollment		Drop Out		Graduation	
		Total	Female	Total	Female	Total	Female
26	Prear Vihea Provincial Training Center	-	-	-	-	-	-
27	Prey Veng Provincial Training Center	-	-	-	-	-	-
28	Provincial Training Center	-	-	-	-	-	-
29	Pursat Provincial Training Center	97	36	-	-	-	-
30	Ratanakiri Provincial Training Center	-	-	-	-	-	-
31	Regional Polytechnic Institute Techo Sen Battambang	50	9	-	-	-	-
32	Regional Polytechnic Institute Techo Sen Kampot	40	2	-	-	-	-
33	Regional Polytechnic Institute Techo Sen Siem Reap	15	13	-	-	-	-
34	Regional Polytechnic Institute Techo Sen Svayrieng	58	28	-	-	-	-
35	Regional Polytechnic Institute Techo Sen Takeo	-	-	-	-	-	-
36	Rolang Vocational Training School	-	-	-	-	-	-
37	Stung Treng Provincial Training Center	-	-	-	-	-	-
38	Tbong Khmum Provincial Training Center	-	-	-	-	-	-
39	Vocational Training Center Of Preah Vihea Yalay	-	-	-	-	-	-
40	NGO and Private Training Providers	-	-	-	-	-	-
Whole Country		751	171	N/A	N/A	N/A	N/A

Table 10 C - C2 Enrollment by Institution

No.	Institution	Enrollment		Drop Out		Graduation	
		Total	Female	Total	Female	Total	Female
1	Banteay Meanchey Provincial Training Center	-	-	-	-	-	-
2	Battambang Institute Of Technology	69	9	-	-	-	-
3	Battambang Prey Kon Kla Provincial Training Center	-	-	-	-	-	-
4	Beng Nimol Vocational Training School	-	-	-	-	-	-
5	Cambodia India Entrepreneurship Development Institute	16	9	-	-	-	-
6	Cambodian Thai Skill Development Center	-	-	-	-	-	-
7	Centre National De La Soie (national Silk Center)	-	-	-	-	-	-
8	Chantiers Ecoles De Formation Professionelle	-	-	-	-	-	-
9	Industrial Technical Institute	6	-	-	-	-	-
10	Jvc Technical School & Workshop	-	-	-	-	-	-
11	Kampong Cham Provincial Training Center	-	-	-	-	-	-
12	Kandal Provincial Training Center	-	-	-	-	-	-
13	Kep Provincial Training Center	-	-	-	-	-	-
14	Koh Kong Provincial Training Center	-	-	-	-	-	-
15	Kompong Chhanng Provincial Training Center	-	-	-	-	-	-
16	Kompong Speu Provincial Training Center	-	-	-	-	-	-
17	Kompong Thom Provincial Training Center	-	-	-	-	-	-
18	Kratie Provincial Training Center	-	-	-	-	-	-
19	Monduliri Provincial Training Center	-	-	-	-	-	-
20	National Institute Of Business	-	-	-	-	-	-
21	National Polytechnic Institute Of Cambodia	-	-	-	-	-	-
22	National Technical Training Institute	-	-	-	-	-	-
23	Pailin Provincial Training Center	-	-	-	-	-	-
24	Preah Kossamak Polytechnic Institute	-	-	-	-	-	-
25	Preah Sihanouk Provincial Training Center	22	4	-	-	-	-

Table 10 C - C2 Enrollment by Institution

No.	Institution	Enrollment		Drop Out		Graduation	
		Total	Female	Total	Female	Total	Female
26	Prear Vihea Provincial Training Center	-	-	-	-	-	-
27	Prey Veng Provincial Training Center	-	-	-	-	-	-
28	Provincial Training Center	-	-	-	-	-	-
29	Pursat Provincial Training Center	-	-	-	-	-	-
30	Ratanakiri Provincial Training Center	-	-	-	-	-	-
31	Regional Polytechnic Institute Techo Sen Battambang	17	-	-	-	-	-
32	Regional Polytechnic Institute Techo Sen Kampot	8	-	-	-	-	-
33	Regional Polytechnic Institute Techo Sen Siem Reap	-	-	-	-	-	-
34	Regional Polytechnic Institute Techo Sen Svayrieng	-	-	-	-	-	-
35	Regional Polytechnic Institute Techo Sen Takeo	-	-	-	-	-	-
36	Rolang Vocational Training School	-	-	-	-	-	-
37	Stung Treng Provincial Training Center	-	-	-	-	-	-
38	Tbong Khmum Provincial Training Center	-	-	-	-	-	-
39	Vocational Training Center Of Preah Vihea Yalay	-	-	-	-	-	-
40	NGO and Private Training Providers	-	-	-	-	-	-
Whole Country		138	22	N/A	N/A	N/A	N/A

Table 10 D - C3 Enrollment by Institution

No.	Institution	Enrollment		Drop Out		Graduation	
		Total	Female	Total	Female	Total	Female
1	Banteay Meanchey Provincial Training Center	-	-	-	-	-	-
2	Battambang Institute Of Technology	83	14	N/A	N/A	N/A	N/A
3	Battambang Prey Kon Kla Provincial Training Center	-	-	N/A	N/A	N/A	N/A
4	Beng Nimol Vocational Training School	-	-	N/A	N/A	N/A	N/A
5	Cambodia India Entrepreneurship Development Institute	38	2	N/A	N/A	N/A	N/A
6	Cambodian Thai Skill Development Center	-	-	N/A	N/A	N/A	N/A
7	Centre National De La Soie (national Silk Center)	-	-	N/A	N/A	N/A	N/A
8	Chantiers Ecoles De Formation Professionelle	-	-	N/A	N/A	N/A	N/A
9	Industrial Technical Institute	10	1	N/A	N/A	N/A	N/A
10	Jvc Technical School & Workshop	-	-	N/A	N/A	N/A	N/A
11	Kampong Cham Provincial Training Center	-	-	N/A	N/A	N/A	N/A
12	Kandal Provincial Training Center	-	-	N/A	N/A	N/A	N/A
13	Kep Provincial Training Center	-	-	N/A	N/A	N/A	N/A
14	Koh Kong Provincial Training Center	-	-	N/A	N/A	N/A	N/A
15	Kompong Chhanng Provincial Training Center	-	-	N/A	N/A	N/A	N/A
16	Kompong Speu Provincial Training Center	-	-	N/A	N/A	N/A	N/A
17	Kompong Thom Provincial Training Center	-	-	N/A	N/A	N/A	N/A
18	Kratie Provincial Training Center	-	-	N/A	N/A	N/A	N/A
19	Monduliri Provincial Training Center	-	-	N/A	N/A	N/A	N/A
20	National Institute Of Business	-	-	N/A	N/A	N/A	N/A
21	National Polytechnic Institute Of Cambodia	-	-	N/A	N/A	N/A	N/A
22	National Technical Training Institute	-	-	N/A	N/A	N/A	N/A
23	Pailin Provincial Training Center	-	-	N/A	N/A	N/A	N/A
24	Preah Kossomak Polytechnic Institute	-	-	N/A	N/A	N/A	N/A
25	Preah Sihanouk Provincial Training Center	5	-	N/A	N/A	N/A	N/A

Table 10 D - C3 Enrollment by Institution

No.	Institution	Enrollment		Drop Out		Graduation	
		Total	Female	Total	Female	Total	Female
26	Prear Vihea Provincial Training Center	-	-	N/A	N/A	N/A	N/A
27	Prey Veng Provincial Training Center	-	-	N/A	N/A	N/A	N/A
28	Provincial Training Center	-	-	N/A	N/A	N/A	N/A
29	Pursat Provincial Training Center	-	-	N/A	N/A	N/A	N/A
30	Ratanakiri Provincial Training Center	-	-	N/A	N/A	N/A	N/A
31	Regional Polytechnic Institute Techo Sen Battambang	-	-	N/A	N/A	N/A	N/A
32	Regional Polytechnic Institute Techo Sen Kampot	27	3	N/A	N/A	N/A	N/A
33	Regional Polytechnic Institute Techo Sen Siem Reap	-	-	N/A	N/A	N/A	N/A
34	Regional Polytechnic Institute Techo Sen Svayrieng	-	-	N/A	N/A	N/A	N/A
35	Regional Polytechnic Institute Techo Sen Takeo	-	-	N/A	N/A	N/A	N/A
36	Rolang Vocational Training School	-	-	N/A	N/A	N/A	N/A
37	Stung Treng Provincial Training Center	-	-	N/A	N/A	N/A	N/A
38	Tbong Khmum Provincial Training Center	-	-	N/A	N/A	N/A	N/A
39	Vocational Training Center Of Preah Vihea Yalay	-	-	N/A	N/A	N/A	N/A
40	NGO and Private Training Providers	-	-	N/A	N/A	N/A	N/A
Whole Country		163	20	N/A	N/A	N/A	N/A

Table 10 E - Diploma Enrollment by Institution

No.	Institution	Enrollment		Drop Out		Graduation	
		Total	Female	Total	Female	Total	Female
1	Banteay Meanchey Provincial Training Center	40	13	-	-	-	-
2	Battambang Institute Of Technology	207	16	-	-	-	-
3	Battambang Prey Kon Kla Provincial Training Center	-	-	-	-	-	-
4	Beng Nimol Vocational Training School	-	-	-	-	-	-
5	Cambodia India Entrepreneurship Development Institute	21	-	-	-	-	-
6	Cambodian Thai Skill Development Center	68	7	-	-	-	-
7	Centre National De La Soie (national Silk Center)	-	-	-	-	-	-
8	Chantiers Ecoles De Formation Professionelle	48	-	-	-	-	-
9	Industrial Technical Institute	409	10	-	-	-	-
10	Jvc Technical School & Workshop	133	15	-	-	-	-
11	Kampong Cham Provincial Training Center	105	69	-	-	-	-
12	Kandal Provincial Training Center	-	-	-	-	-	-
13	Kep Provincial Training Center	-	-	-	-	-	-
14	Koh Kong Provincial Training Center	-	-	-	-	-	-
15	Kompong Chhannng Provincial Training Center	-	-	-	-	-	-
16	Kompong Speu Provincial Training Center	41	9	-	-	-	-
17	Kompong Thom Provincial Training Center	44	26	-	-	-	-
18	Kratie Provincial Training Center	-	-	-	-	-	-
19	Monduliri Provincial Training Center	-	-	-	-	-	-
20	National Institute Of Business	51	9	-	-	-	-
21	National Polytechnic Institute Of Cambodia	523	32	-	-	-	-
22	National Technical Training Institute	915	27	-	-	-	-
23	Pailin Provincial Training Center	-	-	-	-	-	-
24	Preah Kossomak Polytechnic Institute	1,247	98	-	-	-	-
25	Preah Sihanouk Provincial Training Center	129	29	-	-	-	-

Table 10 E - Diploma Enrollment by Institution

No.	Institution	Enrollment		Drop Out		Graduation	
		Total	Female	Total	Female	Total	Female
26	Prear Vihea Provincial Training Center	-	-	-	-	-	-
27	Prey Veng Provincial Training Center	-	-	-	-	-	-
28	Provincial Training Center	-	-	-	-	-	-
29	Pursat Provincial Training Center	130	50	-	-	-	-
30	Ratanakiri Provincial Training Center	-	-	-	-	-	-
31	Regional Polytechnic Institute Techo Sen Battambang	15	6	-	-	-	-
32	Regional Polytechnic Institute Techo Sen Kampot	194	40	-	-	-	-
33	Regional Polytechnic Institute Techo Sen Siem Reap	42	10	-	-	-	-
34	Regional Polytechnic Institute Techo Sen Svayrieng	233	80	-	-	-	-
35	Regional Polytechnic Institute Techo Sen Takeo	46	10	-	-	-	-
36	Rolang Vocational Training School	-	-	-	-	-	-
37	Stung Treng Provincial Training Center	-	-	-	-	-	-
38	Tbong Khmum Provincial Training Center	-	-	-	-	-	-
39	Vocational Training Center Of Preah Vihea Yalay	-	-	-	-	-	-
40	NGO and Private Training Providers	-	-	-	-	-	-
Whole Country		4,641	556	-	-	-	-

Table 10 F - Bachelor Enrollment by Institution

No.	Institution	Enrollment		Drop Out		Graduation	
		Total	Female	Total	Female	Total	Female
1	Banteay Meanchey Provincial Training Center	-	-	-	-	-	-
2	Battambang Institute Of Technology	43	2	-	-	-	-
3	Battambang Prey Kon Kla Provincial Training Center	-	-	-	-	-	-
4	Beng Nimol Vocational Training School	-	-	-	-	-	-
5	Cambodia India Entrepreneurship Development Institute	196	88	-	-	-	-
6	Cambodian Thai Skill Development Center	-	-	-	-	-	-
7	Centre National De La Soie (national Silk Center)	-	-	-	-	-	-
8	Chantiers Ecoles De Formation Professionelle	-	-	-	-	-	-
9	Industrial Technical Institute	106	29	-	-	-	-
10	Jvc Technical School & Workshop	-	-	-	-	-	-
11	Kampong Cham Provincial Training Center	-	-	-	-	-	-
12	Kandal Provincial Training Center	-	-	-	-	-	-
13	Kep Provincial Training Center	-	-	-	-	-	-
14	Koh Kong Provincial Training Center	-	-	-	-	-	-
15	Kompong Chhanng Provincial Training Center	-	-	-	-	-	-
16	Kompong Speu Provincial Training Center	-	-	-	-	-	-
17	Kompong Thom Provincial Training Center	-	-	-	-	-	-
18	Kratie Provincial Training Center	-	-	-	-	-	-
19	Monduliri Provincial Training Center	-	-	-	-	-	-
20	National Institute Of Business	2,416	1,308	-	-	-	-
21	National Polytechnic Institute Of Cambodia	1,682	163	-	-	-	-
22	National Technical Training Institute	4,396	205	-	-	-	-
23	Pailin Provincial Training Center	-	-	-	-	-	-
24	Preah Kossamak Polytechnic Institute	2,872	411	-	-	-	-
25	Preah Sihanouk Provincial Training Center	-	-	-	-	-	-

Table 10 F - Bachelor Enrollment by Institution

No.	Institution	Enrollment		Drop Out		Graduation	
		Total	Female	Total	Female	Total	Female
26	Prear Vihea Provincial Training Center	-	-	-	-	-	-
27	Prey Veng Provincial Training Center	-	-	-	-	-	-
28	Provincial Training Center	-	-	-	-	-	-
29	Pursat Provincial Training Center	-	-	-	-	-	-
30	Ratanakiri Provincial Training Center	-	-	-	-	-	-
31	Regional Polytechnic Institute Techo Sen Battambang	144	52	-	-	-	-
32	Regional Polytechnic Institute Techo Sen Kampot	960	556	-	-	-	-
33	Regional Polytechnic Institute Techo Sen Siem Reap	27	-	-	-	-	-
34	Regional Polytechnic Institute Techo Sen Svayrieng	-	-	-	-	-	-
35	Regional Polytechnic Institute Techo Sen Takeo	-	-	-	-	-	-
36	Rolang Vocational Training School	-	-	-	-	-	-
37	Stung Treng Provincial Training Center	-	-	-	-	-	-
38	Tbong Khmum Provincial Training Center	-	-	-	-	-	-
39	Vocational Training Center Of Preah Vihea Yalay	-	-	-	-	-	-
40	NGO and Private Training Providers	-	-	-	-	-	-
Whole Country		12,842	2,814	-	-	-	-

Table 10 G - Master Enrollment by Institution

No.	Institution	Enrollment		Drop Out		Graduation	
		Total	Female	Total	Female	Total	Female
1	Banteay Meanchey Provincial Training Center	-	-	-	-	-	-
2	Battambang Institute Of Technology	-	-	-	-	-	-
3	Battambang Prey Kon Kla Provincial Training Center	-	-	-	-	-	-
4	Beng Nimol Vocational Training School	-	-	-	-	-	-
5	Cambodia India Entrepreneurship Development Institute	-	-	-	-	-	-
6	Cambodian Thai Skill Development Center	-	-	-	-	-	-
7	Centre National De La Soie (national Silk Center)	-	-	-	-	-	-
8	Chantiers Ecoles De Formation Professionelle	-	-	-	-	-	-
9	Industrial Technical Institute	-	-	-	-	-	-
10	Jvc Technical School & Workshop	-	-	-	-	-	-
11	Kampong Cham Provincial Training Center	-	-	-	-	-	-
12	Kandal Provincial Training Center	-	-	-	-	-	-
13	Kep Provincial Training Center	-	-	-	-	-	-
14	Koh Kong Provincial Training Center	-	-	-	-	-	-
15	Kompong Chhanng Provincial Training Center	-	-	-	-	-	-
16	Kompong Speu Provincial Training Center	-	-	-	-	-	-
17	Kompong Thom Provincial Training Center	-	-	-	-	-	-
18	Kratie Provincial Training Center	-	-	-	-	-	-
19	Monduliri Provincial Training Center	-	-	-	-	-	-
20	National Institute Of Business	-	-	-	-	-	-
21	National Polytechnic Institute Of Cambodia	-	-	-	-	-	-
22	National Technical Training Institute	25	1	-	-	-	-
23	Pailin Provincial Training Center	-	-	-	-	-	-
24	Preah Kossamak Polytechnic Institute	-	-	-	-	-	-
25	Preah Sihanouk Provincial Training Center	-	-	-	-	-	-

Table 10 G - Master Enrollment by Institution

No.	Institution	Enrollment		Drop Out		Graduation	
		Total	Female	Total	Female	Total	Female
26	Prear Vihea Provincial Training Center	-	-	-	-	-	-
27	Prey Veng Provincial Training Center	-	-	-	-	-	-
28	Provincial Training Center	-	-	-	-	-	-
29	Pursat Provincial Training Center	-	-	-	-	-	-
30	Ratanakiri Provincial Training Center	-	-	-	-	-	-
31	Regional Polytechnic Institute Techo Sen Battambang	-	-	-	-	-	-
32	Regional Polytechnic Institute Techo Sen Kampot	-	-	-	-	-	-
33	Regional Polytechnic Institute Techo Sen Siem Reap	-	-	-	-	-	-
34	Regional Polytechnic Institute Techo Sen Svayrieng	-	-	-	-	-	-
35	Regional Polytechnic Institute Techo Sen Takeo	-	-	-	-	-	-
36	Rolang Vocational Training School	-	-	-	-	-	-
37	Stung Treng Provincial Training Center	-	-	-	-	-	-
38	Tbong Khmum Provincial Training Center	-	-	-	-	-	-
39	Vocational Training Center Of Preah Vihea Yalay	-	-	-	-	-	-
40	NGO and Private Training Providers	-	-	-	-	-	-
	Whole Country	25	1	-	-	-	-

Table 10 H - PhD Enrollment by Institution

No.	Institution	Enrollment		Drop Out		Graduation	
		Total	Female	Total	Female	Total	Female
1	Banteay Meanchey Provincial Training Center	-	-	-	-	-	-
2	Battambang Institute Of Technology	-	-	-	-	-	-
3	Battambang Prey Kon Kla Provincial Training Center	-	-	-	-	-	-
4	Beng Nimol Vocational Training School	-	-	-	-	-	-
5	Cambodia India Entrepreneurship Development Institute	-	-	-	-	-	-
6	Cambodian Thai Skill Development Center	-	-	-	-	-	-
7	Centre National De La Soie (national Silk Center)	-	-	-	-	-	-
8	Chantiers Ecoles De Formation Professionelle	-	-	-	-	-	-
9	Industrial Technical Institute	-	-	-	-	-	-
10	Jvc Technical School & Workshop	-	-	-	-	-	-
11	Kampong Cham Provincial Training Center	-	-	-	-	-	-
12	Kandal Provincial Training Center	-	-	-	-	-	-
13	Kep Provincial Training Center	-	-	-	-	-	-
14	Koh Kong Provincial Training Center	-	-	-	-	-	-
15	Kompong Chhannng Provincial Training Center	-	-	-	-	-	-
16	Kompong Speu Provincial Training Center	-	-	-	-	-	-
17	Kompong Thom Provincial Training Center	-	-	-	-	-	-
18	Kratie Provincial Training Center	-	-	-	-	-	-
19	Mondulkiri Provincial Training Center	-	-	-	-	-	-
20	National Institute Of Business	-	-	-	-	-	-
21	National Polytechnic Institute Of Cambodia	-	-	-	-	-	-
22	National Technical Training Institute	-	-	-	-	-	-
23	Pailin Provincial Training Center	-	-	-	-	-	-
24	Preah Kossomak Polytechnic Institute	-	-	-	-	-	-
25	Preah Sihanouk Provincial Training Center	-	-	-	-	-	-

Table 10 H - PhD Enrollment by Institution

No.	Institution	Enrollment		Drop Out		Graduation	
		Total	Female	Total	Female	Total	Female
26	Prear Vihea Provincial Training Center	-	-	-	-	-	-
27	Prey Veng Provincial Training Center	-	-	-	-	-	-
28	Provincial Training Center	-	-	-	-	-	-
29	Pursat Provincial Training Center	-	-	-	-	-	-
30	Ratanakiri Provincial Training Center	-	-	-	-	-	-
31	Regional Polytechnic Institute Techo Sen Battambang	-	-	-	-	-	-
32	Regional Polytechnic Institute Techo Sen Kampot	-	-	-	-	-	-
33	Regional Polytechnic Institute Techo Sen Siem Reap	-	-	-	-	-	-
34	Regional Polytechnic Institute Techo Sen Svayrieng	-	-	-	-	-	-
35	Regional Polytechnic Institute Techo Sen Takeo	-	-	-	-	-	-
36	Rolang Vocational Training School	-	-	-	-	-	-
37	Stung Treng Provincial Training Center	-	-	-	-	-	-
38	Tbong Khmum Provincial Training Center	-	-	-	-	-	-
39	Vocational Training Center Of Preah Vihea Yalay	-	-	-	-	-	-
40	NGO and Private Training Providers	-	-	-	-	-	-
	Whole Country	-	-	-	-	-	-

Table 11 - Institution Staff by Education Qualification and Pedagogical Training by Institution

No.	Institution	Grand Total	Teaching Staff Total	Teaching Staff									Non Teaching Staff Total	Non Teaching Staff										Teaching Staff with Pedagogy Training		
				Prim.	L.Sec	U.Sec	Short	Cert.	Dipl.	Bach.	Master	PhD		Prim.	L.Sec	U.Sec	Short	Cert.	Dipl.	Bach.	Master	PhD	NONE	Junior	Senior	
1	Banteay Meanchey Provincial Training Center	154	139	1	-	65	44	0	5	22	2	0	15	-	-	10	1	-	1	2	1	-	110	7	22	
2	Battambang Institute Of Technology	59	51	-	-	43	-	-	1	6	1	-	8	-	-	4	-	-	1	-	3	-	4	21	26	
3	Battambang Prey Kon Kla Provincial Training Center	54	44	-	1	30	-	3	1	9	-	-	10	-	-	7	1	-	-	2	-	-	4	15	25	
4	Beng Nimol Vocational Training School	65	45	-	2	18	10	-	2	13	-	-	20	-	-	10	2	-	5	3	-	-	20	5	20	
5	Cambodia India Entrepreneurship Development Institute	114	71	-	-	-	12	-	16	32	11	-	43	-	-	-	-	-	4	31	8	-	23	2	46	
6	Cambodian Thai Skill Development Center	64	33	-	-	4	3	-	7	18	1	-	31	1	-	11	2	-	4	11	2	-	7	9	17	
7	Centre National De La Soie (national Silk Center)	56	28	-	-	12	15	-	-	1	-	-	28	-	-	3	20	-	-	5	-	-	28	-	-	
8	Chantiers Ecoles De Formation Professionelle	61	45	-	4	14	24	-	2	1	-	-	16	-	-	14	2	-	-	-	-	-	24	7	14	
9	Industrial Technical Institute	133	80	-	-	15	8	1	30	23	3	-	53	-	-	13	-	2	9	18	11	-	23	37	20	
10	JVC Technical School & Workshop	60	32	-	-	2	2	5	16	6	1	-	28	1	1	5	2	9	3	5	2	-	23	4	5	
11	Kampong Cham Provincial Training Center	86	33	1	5	6	16	1	-	4	-	-	53	1	4	21	21	-	-	5	1	-	23	5	5	
12	Kandal Provincial Training Center	112	4	-	-	2	2	-	-	-	-	-	108	-	4	43	2	-	30	24	5	-	-	-	4	
13	Kep Provincial Training Center	53	38	2	2	24	10	-	-	-	-	-	15	-	-	11	4	-	-	-	-	-	21	2	15	
14	Koh Kong Provincial Training Center	67	19	1	-	16	-	-	-	2	-	-	48	-	1	29	3	-	-	15	-	-	14	1	4	
15	Kompong Chhannng Provincial Training Center	60	39	1	6	31	-	-	1	-	-	-	21	1	1	13	-	-	1	4	1	-	9	11	19	
16	Kompong Speu Provincial Training Center	210	163	11	20	106	17	-	-	9	-	-	47	2	4	26	5	-	-	7	3	-	125	10	28	
17	Kompong Thom Provincial Training Center	210	179	14	25	50	65	-	4	19	2	-	31	5	2	20	3	-	-	1	-	-	130	22	27	
18	Kratie Provincial Training Center	60	51	1	1	21	11	-	3	14	-	-	9	-	-	1	-	-	4	4	-	-	27	6	18	
19	Monduliri Provincial Training Center	80	36	6	9	7	6	4	-	4	-	-	44	9	8	15	2	-	-	10	-	-	31	1	4	
20	National Institute Of Business	44	0	-	-	-	-	-	-	-	-	-	44	-	-	1	-	-	-	15	28	-	-	-	-	
21	National Polytechnic Institute Of Cambodia	200	66	-	-	6	3	-	2	37	18	-	134	15	4	15	10	-	9	55	24	2	22	4	40	
22	National Technical Training Institute	72	23	1	-	-	-	-	1	15	5	1	49	1	1	1	-	-	2	23	21	-	1	7	15	
23	Pailin Provincial Training Center	51	43	-	1	19	1	-	6	16	-	-	8	-	1	5	1	-	-	1	-	-	5	6	32	
24	Preah Kossamak Polytechnic Institute	119	14	-	-	13	-	-	-	1	-	-	105	-	-	15	3	-	3	53	31	-	13	1	-	
25	Preah Sihanouk Provincial Training Center	124	40	-	4	14	-	-	4	14	4	-	84	1	11	51	-	-	4	13	4	-	9	15	16	
26	Prear Vihea Provincial Training Center	178	148	18	56	52	7	1	1	13	-	-	30	1	-	7	2	-	4	16	-	-	135	2	11	
27	Prey Veng Provincial Training Center	155	108	18	28	23	15	1	5	17	1	-	47	2	6	9	3	-	5	21	1	-	92	5	11	
28	Provincial Training Center of Otdar Meanchey	46	41	-	-	2	20	-	9	10	-	-	5	-	-	1	-	-	2	2	-	-	30	1	10	
29	Pursat Provincial Training Center	124	118	2	8	89	9	-	-	10	-	-	6	-	1	3	-	-	1	1	-	-	58	4	56	
30	Ratanakiri Provincial Training Center	140	105	11	31	12	36	-	1	14	-	-	35	1	1	9	9	-	3	12	-	-	90	3	12	
31	Regional Polytechnic Institute Techo Sen Battambang	93	59	3	1	8	10	-	-	33	4	-	34	-	-	2	3	-	-	19	10	-	15	-	44	
32	Regional Polytechnic Institute Techo Sen Kampot	88	39	-	1	6	1	-	3	21	7	-	49	-	-	23	1	-	5	16	4	-	3	5	31	
33	Regional Polytechnic Institute Techo Sen Siem Reap	94	79	-	1	4	8	-	4	58	4	-	15	-	1	-	2	-	1	8	3	-	13	9	57	

Table 11 - Institution Staff by Education Qualification and Pedagogical Training by Institution

No.	Institution	Grand Total	Teaching Staff Total	Teaching Staff									Non Teaching Staff Total	Non Teaching Staff									Teaching Staff with Pedagogy Training		
				Prim.	L.Sec	U.Sec	Short	Cert.	Dipl.	Bach.	Master	PhD		Prim.	L.Sec	U.Sec	Short	Cert.	Dipl.	Bach.	Master	PhD	NONE	Junior	Senior
34	Regional Polytechnic Institute Techo Sen Svayrieng	102	76	-	4	29	20	-	2	20	1	-	26	-	-	6	5	-	3	7	5	-	40	11	25
35	Regional Polytechnic Institute Techo Sen Takeo	102	71	-	-	26	3	-	3	32	6	1	31	1	-	15	1	4	1	8	1	-	13	22	36
36	Rolang Vocational Training School	33	28	-	3	24	-	-	-	1	-	-	5	1	-	1	-	-	1	2	-	-	12	2	14
37	Stung Treng Provincial Training Center	49	34	2	2	14	5	-	1	9	1	-	15	-	-	-	3	-	8	3	1	-	19	7	8
38	Tbong Khmum Provincial Training Center			-	7	4	1	-	1	15	1	-		-	-	-	-	-	-	-	-	-	21	-	8
39	Vocational Training Center Of Preah Vihea Yalay	48	36	-	2	17	8	-	-	9	-	-	12	-	-	10	-	-	-	2	-	-	20	6	10
40	NGOs & private training providers			-	-	-	-	-	-	-	-	-		-	-	-	-	-	-	-	-	-	-	-	-
	Whole Country	3,649	2,287	93	224	828	392	16	131	528	73	2	1,362	43	51	430	113	15	114	424	170	2	1,257	275	755

Prim. = Primary School

L.Sec = Lower Secondary School

U.Sec = Upper Secondary School

Short = Short Course

Cert. = Certificate Level Course (Level 1, 2 and 3)

Dipl. = Diploma

Bach. = Bachelor

Staff Pedagogy - NONE = No pedagogical training.

Staff Pedagogy - Junior= Staff with Basic pedagogical training and qualified to teach Diploma level and below.

Staff Pedagogy - Senior= Staff with Advance pedagogical training and qualified to teach Bachelor level and below.

Table 12 - Institution Non Teaching Staff by Functions by Institution

No.	Institution	Total	Director	D. Director	Admin	Account	Planning	Equipment Maint.	Facility Maint.	Community Development Specialist	Curriculum Writer	Academic Affair	Librarian	Driver	Other
1	Banteay Meanchey Provincial Training Center	15	2	1	1	1	-	-	-	-	-	1	-	-	9
2	Battambang Institute Of Technology	8	1	2	3	1	-	-	-	-	-	-	1	-	-
3	Battambang Prey Kon Kla Provincial Training Center	10	-	2	3	1	-	1	-	2	1	-	-	-	-
4	Beng Nimol Vocational Training School	20	1	1	14	3	-	-	-	-	-	-	-	-	1
5	Cambodia India Entrepreneurship Development Institute	43	-	1	3	5	1	1	-	-	-	5	-	-	27
6	Cambodian Thai Skill Development Center	31	1	1	8	1	3	-	-	2	1	8	-	-	6
7	Centre National De La Soie (national Silk Center)	28	1	1	1	-	1	-	-	-	-	1	-	-	23
8	Chantiers Ecoles De Formation Professionnelle	16	-	1	2	2	-	-	-	-	5	4	-	1	1
9	Industrial Technical Institute	53	1	2	6	5	-	3	-	-	-	12	-	-	24
10	JVC Technical School & Workshop	28	1	2	2	1	-	-	-	-	-	-	1	-	21
11	Kampong Cham Provincial Training Center	53	-	1	5	2	3	1	-	3	2	6	-	-	30
12	Kandal Provincial Training Center	108	2	2	12	3	3	1	1	11	3	32	-	-	38
13	Kep Provincial Training Center	15	1	-	4	4	4	-	-	1	-	-	-	-	1
14	Koh Kong Provincial Training Center	48	1	2	2	-	-	-	-	-	-	-	-	-	43
15	Kompong Chhannng Provincial Training Center	21	1	2	1	2	-	3	1	7	-	-	-	-	4
16	Kompong Speu Provincial Training Center	47	1	1	7	3	-	2	1	5	-	10	-	-	17
17	Kompong Thom Provincial Training Center	31	1	1	3	5	3	-	-	1	-	3	-	-	14
18	Kratie Provincial Training Center	9	1	2	1	1	2	-	-	-	-	1	-	-	1
19	Monduliri Provincial Training Center	44	1	1	1	-	-	-	-	12	1	26	-	-	2
20	National Institute Of Business	44	1	2	5	3	-	1	-	-	-	30	2	-	-
21	National Polytechnic Institute Of Cambodia	134	1	4	11	12	4	12	-	-	3	11	3	11	62
22	National Technical Training Institute	49	1	3	7	2	1	2	-	-	3	5	1	-	24
23	Pailin Provincial Training Center	8	1	1	1	1	-	-	-	-	-	1	-	-	3
24	Preah Kossamak Polytechnic Institute	105	-	1	12	2	1	-	-	-	3	6	1	-	79

Table 12 - Institution Non Teaching Staff by Functions by Institution

No.	Institution	Total	Director	D. Director	Admin	Account	Planning	Equipment Maint.	Facility Maint.	Community Development Specialist	Curriculum Writer	Academic Affair	Librarian	Driver	Other
25	Preah Sihanouk Provincial Training Center	84	1	1	10	3	1	-	-	57	1	5	1	-	4
26	Prear Vihea Provincial Training Center	30	1	-	2	-	1	-	-	3	3	14	-	-	6
27	Prey Veng Provincial Training Center	47	1	1	2	3	-	-	-	19	-	1	-	-	20
28	Provincial Training Center of Otdar Meanchey	5	1	-	1	1	-	1	-	-	-	-	-	-	1
29	Pursat Provincial Training Center	6	1	2	-	1	-	-	1	1	-	-	-	-	-
30	Ratanakiri Provincial Training Center	35	-	-	3	3	-	-	-	2	1	4	-	-	22
31	Regional Polytechnic Institute Techo Sen Battambang	34	1	2	4	4	-	-	-	6	5	7	2	-	3
32	Regional Polytechnic Institute Techo Sen Kampot	49	1	2	5	2	1	-	-	13	-	10	-	-	15
33	Regional Polytechnic Institute Techo Sen Siem Reap	15	1	1	6	3	1	-	1	-	-	-	-	-	2
34	Regional Polytechnic Institute Techo Sen Svayrieng	26	2	1	1	3	3	-	-	2	-	3	-	-	11
35	Regional Polytechnic Institute Techo Sen Takeo	31	4	3	5	1	1	-	-	1	-	6	-	3	7
36	Rolang Vocational Training School	5	1	2	2	-	-	-	-	-	-	-	-	-	-
37	Stung Treng Provincial Training Center	15	1	1	2	4	1	-	-	3	1	-	-	-	2
38	Tbong Khmum Provincial Training Center		-	-	-	-	-	-	-	-	-	-	-	-	-
39	Vocational Training Center Of Preah Vihea Yalay	12	1	-	-	2	2	-	-	-	-	4	-	-	3
40	NGOs & private training providers		-	-	-	-	-	-	-	-	-	-	-	-	-
	Whole Country	1,362	38	53	158	90	37	28	5	151	33	216	12	15	526

Table 13 A - Non- Formal Student Age 15-19 by Institution

No.	Institution	Enrollment		Drop Out		Graduation	
		Total	Female	Total	Female	Total	Female
1	Banteay Meanchey Provincial Training Center	273	85	-	-	-	-
2	Battambang Institute Of Technology	106	23	-	-	-	-
3	Battambang Prey Kon Kla Provincial Training Center	277	148	-	-	-	-
4	Beng Nimol Vocational Training School	56	32	-	-	-	-
5	Cambodia India Entrepreneurship Development Institute	272	62	-	-	-	-
6	Cambodian Thai Skill Development Center	26	3	-	-	-	-
7	Centre National De La Soie (national Silk Center)	80	55	-	-	-	-
8	Chantiers Ecoles De Formation Professionnelle	107	10	-	-	-	-
9	Industrial Technical Institute	345	30	-	-	-	-
10	Jvc Technical School & Workshop	-	-	-	-	-	-
11	Kampong Cham Provincial Training Center	343	234	-	-	-	-
12	Kandal Provincial Training Center	112	20	-	-	-	-
13	Kep Provincial Training Center	75	58	-	-	-	-
14	Koh Kong Provincial Training Center	97	41	-	-	-	-
15	Kompong Chhanng Provincial Training Center	67	31	-	-	-	-
16	Kompong Speu Provincial Training Center	169	76	-	-	-	-
17	Kompong Thom Provincial Training Center	69	50	-	-	-	-
18	Kratie Provincial Training Center	143	94	-	-	-	-
19	Mondulhiri Provincial Training Center	127	99	-	-	-	-
20	National Institute Of Business	-	-	-	-	-	-
21	National Polytechnic Institute Of Cambodia	5	3	-	-	-	-
22	National Technical Training Institute	-	-	-	-	-	-
23	Pailin Provincial Training Center	140	64	-	-	-	-
24	Preah Kossamak Polytechnic Institute	-	-	-	-	-	-
25	Preah Sihanouk Provincial Training Center	129	90	-	-	-	-
26	Prear Vihea Provincial Training Center	112	54	-	-	-	-

Table 13 A - Non- Formal Student Age 15-19 by Institution

No.	Institution	Enrollment		Drop Out		Graduation	
		Total	Female	Total	Female	Total	Female
27	Prey Veng Provincial Training Center	60	30	-	-	-	-
28	Provincial Training Center	104	48	-	-	-	-
29	Pursat Provincial Training Center	82	47	-	-	-	-
30	Ratanakiri Provincial Training Center	321	159	-	-	-	-
31	Regional Polytechnic Institute Techo Sen Battambang	311	210	-	-	-	-
32	Regional Polytechnic Institute Techo Sen Kampot	198	94	-	-	-	-
33	Regional Polytechnic Institute Techo Sen Siem Reap	34	19	-	-	-	-
34	Regional Polytechnic Institute Techo Sen Svayrieng	175	95	-	-	-	-
35	Regional Polytechnic Institute Techo Sen Takeo	16	6	-	-	-	-
36	Rolang Vocational Training School	-	-	-	-	-	-
37	Stung Treng Provincial Training Center	75	40	-	-	-	-
38	Tbong Khmum Provincial Training Center	-	-	-	-	-	-
39	Vocational Training Center Of Preah Vihea Yalay	-	-	-	-	-	-
40	NGO and Private Training Providers	-	-	-	-	-	-
	Whole Country	4,506	2,110	-	-	-	-

Table 13 B - Non- Formal Student Age 20-24 by Institution

No.	Institution	Enrollment		Drop Out		Graduation	
		Total	Female	Total	Female	Total	Female
1	Banteay Meanchey Provincial Training Center	133	24	-	-	-	-
2	Battambang Institute Of Technology	44	8	-	-	-	-
3	Battambang Prey Kon Kla Provincial Training Center	145	44	-	-	-	-
4	Beng Nimol Vocational Training School	50	41	-	-	-	-
5	Cambodia India Entrepreneurship Development Institute	167	50	-	-	-	-
6	Cambodian Thai Skill Development Center	19	2	-	-	-	-
7	Centre National De La Soie (national Silk Center)	55	41	-	-	-	-
8	Chantiers Ecoles De Formation Professionnelle	89	16	-	-	-	-
9	Industrial Technical Institute	166	13	-	-	-	-
10	Jvc Technical School & Workshop	-	-	-	-	-	-
11	Kampong Cham Provincial Training Center	119	77	-	-	-	-
12	Kandal Provincial Training Center	85	13	-	-	-	-
13	Kep Provincial Training Center	30	12	-	-	-	-
14	Koh Kong Provincial Training Center	97	36	-	-	-	-
15	Kompong Chhannng Provincial Training Center	54	23	-	-	-	-
16	Kompong Speu Provincial Training Center	37	14	-	-	-	-
17	Kompong Thom Provincial Training Center	23	16	-	-	-	-
18	Kratie Provincial Training Center	61	39	-	-	-	-
19	Mondulhiri Provincial Training Center	55	37	-	-	-	-
20	National Institute Of Business	-	-	-	-	-	-
21	National Polytechnic Institute Of Cambodia	4	1	-	-	-	-
22	National Technical Training Institute	-	-	-	-	-	-
23	Pailin Provincial Training Center	20	7	-	-	-	-
24	Preah Kossomak Polytechnic Institute	-	-	-	-	-	-
25	Preah Sihanouk Provincial Training Center	45	23	-	-	-	-
26	Prear Vihea Provincial Training Center	59	27	-	-	-	-

Table 13 B - Non- Formal Student Age 20-24 by Institution

No.	Institution	Enrollment		Drop Out		Graduation	
		Total	Female	Total	Female	Total	Female
27	Prey Veng Provincial Training Center	57	22	-	-	-	-
28	Provincial Training Center	68	41	-	-	-	-
29	Pursat Provincial Training Center	77	42	-	-	-	-
30	Ratanakiri Provincial Training Center	120	56	-	-	-	-
31	Regional Polytechnic Institute Techo Sen Battambang	211	134	-	-	-	-
32	Regional Polytechnic Institute Techo Sen Kampot	102	44	-	-	-	-
33	Regional Polytechnic Institute Techo Sen Siem Reap	23	12	-	-	-	-
34	Regional Polytechnic Institute Techo Sen Svayrieng	55	21	-	-	-	-
35	Regional Polytechnic Institute Techo Sen Takeo	3	1	-	-	-	-
36	Rolang Vocational Training School	-	-	-	-	-	-
37	Stung Treng Provincial Training Center	25	8	-	-	-	-
38	Tbong Khmum Provincial Training Center	-	-	-	-	-	-
39	Vocational Training Center Of Preah Vihea Yalay	-	-	-	-	-	-
40	NGO and Private Training Providers	-	-	-	-	-	-
	Whole Country	2,298	945	-	-	-	-

Table 13 C - Non- Formal Student Age 25-29 by Institution

No.	Institution	Enrollment		Drop Out		Graduation	
		Total	Female	Total	Female	Total	Female
1	Banteay Meanchey Provincial Training Center	84	13	-	-	-	-
2	Battambang Institute Of Technology	16	2	-	-	-	-
3	Battambang Prey Kon Kla Provincial Training Center	119	53	-	-	-	-
4	Beng Nimol Vocational Training School	34	28	-	-	-	-
5	Cambodia India Entrepreneurship Development Institute	24	6	-	-	-	-
6	Cambodian Thai Skill Development Center	4	-	-	-	-	-
7	Centre National De La Soie (national Silk Center)	50	32	-	-	-	-
8	Chantiers Ecoles De Formation Professionnelle	56	29	-	-	-	-
9	Industrial Technical Institute	43	1	-	-	-	-
10	Jvc Technical School & Workshop	-	-	-	-	-	-
11	Kampong Cham Provincial Training Center	26	15	-	-	-	-
12	Kandal Provincial Training Center	51	14	-	-	-	-
13	Kep Provincial Training Center	153	79	-	-	-	-
14	Koh Kong Provincial Training Center	110	37	-	-	-	-
15	Kompong Chhanng Provincial Training Center	17	5	-	-	-	-
16	Kompong Speu Provincial Training Center	29	10	-	-	-	-
17	Kompong Thom Provincial Training Center	6	3	-	-	-	-
18	Kratie Provincial Training Center	75	49	-	-	-	-
19	Monduliri Provincial Training Center	54	36	-	-	-	-
20	National Institute Of Business	-	-	-	-	-	-
21	National Polytechnic Institute Of Cambodia	-	-	-	-	-	-
22	National Technical Training Institute	-	-	-	-	-	-
23	Pailin Provincial Training Center	17	3	-	-	-	-
24	Preah Kossamak Polytechnic Institute	-	-	-	-	-	-
25	Preah Sihanouk Provincial Training Center	23	19	-	-	-	-
26	Prear Vihea Provincial Training Center	35	23	-	-	-	-

Table 13 C - Non- Formal Student Age 25-29 by Institution

No.	Institution	Enrollment		Drop Out		Graduation	
		Total	Female	Total	Female	Total	Female
27	Prey Veng Provincial Training Center	77	32	-	-	-	-
28	Provincial Training Center	72	45	-	-	-	-
29	Pursat Provincial Training Center	52	28	-	-	-	-
30	Ratanakiri Provincial Training Center	116	46	-	-	-	-
31	Regional Polytechnic Institute Techo Sen Battambang	114	70	-	-	-	-
32	Regional Polytechnic Institute Techo Sen Kampot	54	22	-	-	-	-
33	Regional Polytechnic Institute Techo Sen Siem Reap	9	2	-	-	-	-
34	Regional Polytechnic Institute Techo Sen Svayrieng	61	28	-	-	-	-
35	Regional Polytechnic Institute Techo Sen Takeo	-	-	-	-	-	-
36	Rolang Vocational Training School	-	-	-	-	-	-
37	Stung Treng Provincial Training Center	14	9	-	-	-	-
38	Tbong Khmum Provincial Training Center	-	-	-	-	-	-
39	Vocational Training Center Of Preah Vihea Yalay	-	-	-	-	-	-
40	NGO and Private Training Providers	-	-	-	-	-	-
	Whole Country	1,595	739	-	-	-	-

Table 13 D - Non- Formal Student Age 30-34 by Institution

No.	Institution	Enrollment		Drop Out		Graduation	
		Total	Female	Total	Female	Total	Female
1	Banteay Meanchey Provincial Training Center	47	16	-	-	-	-
2	Battambang Institute Of Technology	9	5	-	-	-	-
3	Battambang Prey Kon Kla Provincial Training Center	127	51	-	-	-	-
4	Beng Nimol Vocational Training School	32	19	-	-	-	-
5	Cambodia India Entrepreneurship Development Institute	12	4	-	-	-	-
6	Cambodian Thai Skill Development Center	6	-	-	-	-	-
7	Centre National De La Soie (national Silk Center)	36	21	-	-	-	-
8	Chantiers Ecoles De Formation Professionnelle	58	44	-	-	-	-
9	Industrial Technical Institute	21	1	-	-	-	-
10	Jvc Technical School & Workshop	-	-	-	-	-	-
11	Kampong Cham Provincial Training Center	32	14	-	-	-	-
12	Kandal Provincial Training Center	36	16	-	-	-	-
13	Kep Provincial Training Center	179	129	-	-	-	-
14	Koh Kong Provincial Training Center	110	39	-	-	-	-
15	Kompong Chhannng Provincial Training Center	16	4	-	-	-	-
16	Kompong Speu Provincial Training Center	31	9	-	-	-	-
17	Kompong Thom Provincial Training Center	2	2	-	-	-	-
18	Kratie Provincial Training Center	91	50	-	-	-	-
19	Monduliri Provincial Training Center	51	32	-	-	-	-
20	National Institute Of Business	-	-	-	-	-	-
21	National Polytechnic Institute Of Cambodia	-	-	-	-	-	-
22	National Technical Training Institute	-	-	-	-	-	-
23	Pailin Provincial Training Center	10	1	-	-	-	-
24	Preah Kossomak Polytechnic Institute	-	-	-	-	-	-
25	Preah Sihanouk Provincial Training Center	38	27	-	-	-	-
26	Prear Vihea Provincial Training Center	47	35	-	-	-	-

Table 13 D - Non- Formal Student Age 30-34 by Institution

No.	Institution	Enrollment		Drop Out		Graduation	
		Total	Female	Total	Female	Total	Female
27	Prey Veng Provincial Training Center	120	35	-	-	-	-
28	Provincial Training Center	49	29	-	-	-	-
29	Pursat Provincial Training Center	44	18	-	-	-	-
30	Ratanakiri Provincial Training Center	73	33	-	-	-	-
31	Regional Polytechnic Institute Techo Sen Battambang	85	60	-	-	-	-
32	Regional Polytechnic Institute Techo Sen Kampot	50	30	-	-	-	-
33	Regional Polytechnic Institute Techo Sen Siem Reap	2	1	-	-	-	-
34	Regional Polytechnic Institute Techo Sen Svayrieng	59	29	-	-	-	-
35	Regional Polytechnic Institute Techo Sen Takeo	-	-	-	-	-	-
36	Rolang Vocational Training School	-	-	-	-	-	-
37	Stung Treng Provincial Training Center	4	3	-	-	-	-
38	Tbong Khmum Provincial Training Center	-	-	-	-	-	-
39	Vocational Training Center Of Preah Vihea Yalay	-	-	-	-	-	-
40	NGO and Private Training Providers	-	-	-	-	-	-
	Whole Country	1,477	757	-	-	-	-

Table 13 E - Non- Formal Student 35-39 by Institution

No.	Institution	Enrollment		Drop Out		Graduation	
		Total	Female	Total	Female	Total	Female
1	Banteay Meanchey Provincial Training Center	18	11	-	-	-	-
2	Battambang Institute Of Technology	1	-	-	-	-	-
3	Battambang Prey Kon Kla Provincial Training Center	87	48	-	-	-	-
4	Beng Nimol Vocational Training School	29	15	-	-	-	-
5	Cambodia India Entrepreneurship Development Institute	1	1	-	-	-	-
6	Cambodian Thai Skill Development Center	2	-	-	-	-	-
7	Centre National De La Soie (national Silk Center)	20	13	-	-	-	-
8	Chantiers Ecoles De Formation Professionnelle	33	25	-	-	-	-
9	Industrial Technical Institute	2	-	-	-	-	-
10	Jvc Technical School & Workshop	-	-	-	-	-	-
11	Kampong Cham Provincial Training Center	26	13	-	-	-	-
12	Kandal Provincial Training Center	15	6	-	-	-	-
13	Kep Provincial Training Center	146	97	-	-	-	-
14	Koh Kong Provincial Training Center	30	8	-	-	-	-
15	Kompong Chhanng Provincial Training Center	4	-	-	-	-	-
16	Kompong Speu Provincial Training Center	10	6	-	-	-	-
17	Kompong Thom Provincial Training Center	-	-	-	-	-	-
18	Kratie Provincial Training Center	63	26	-	-	-	-
19	Monduliri Provincial Training Center	36	27	-	-	-	-
20	National Institute Of Business	-	-	-	-	-	-
21	National Polytechnic Institute Of Cambodia	-	-	-	-	-	-
22	National Technical Training Institute	-	-	-	-	-	-
23	Pailin Provincial Training Center	4	1	-	-	-	-
24	Preah Kossomak Polytechnic Institute	-	-	-	-	-	-
25	Preah Sihanouk Provincial Training Center	15	11	-	-	-	-
26	Prear Vihea Provincial Training Center	21	13	-	-	-	-

Table 13 E - Non- Formal Student 35-39 by Institution

No.	Institution	Enrollment		Drop Out		Graduation	
		Total	Female	Total	Female	Total	Female
27	Prey Veng Provincial Training Center	82	38	-	-	-	-
28	Provincial Training Center	26	20	-	-	-	-
29	Pursat Provincial Training Center	13	9	-	-	-	-
30	Ratanakiri Provincial Training Center	45	25	-	-	-	-
31	Regional Polytechnic Institute Techo Sen Battambang	54	31	-	-	-	-
32	Regional Polytechnic Institute Techo Sen Kampot	43	30	-	-	-	-
33	Regional Polytechnic Institute Techo Sen Siem Reap	-	-	-	-	-	-
34	Regional Polytechnic Institute Techo Sen Svayrieng	37	23	-	-	-	-
35	Regional Polytechnic Institute Techo Sen Takeo	-	-	-	-	-	-
36	Rolang Vocational Training School	-	-	-	-	-	-
37	Stung Treng Provincial Training Center	-	-	-	-	-	-
38	Tbong Khmum Provincial Training Center	-	-	-	-	-	-
39	Vocational Training Center Of Preah Vihea Yalay	-	-	-	-	-	-
40	NGO and Private Training Providers	-	-	-	-	-	-
	Whole Country	863	497	-	-	-	-

Table 13 F - Non- Formal Student Age 40-44 by Institution

No.	Institution	Enrollment		Drop Out		Graduation	
		Total	Female	Total	Female	Total	Female
1	Banteay Meanchey Provincial Training Center	29	17	-	-	-	-
2	Battambang Institute Of Technology	2	1	-	-	-	-
3	Battambang Prey Kon Kla Provincial Training Center	96	47	-	-	-	-
4	Beng Nimol Vocational Training School	33	20	-	-	-	-
5	Cambodia India Entrepreneurship Development Institute	1	-	-	-	-	-
6	Cambodian Thai Skill Development Center	2	-	-	-	-	-
7	Centre National De La Soie (national Silk Center)	24	15	-	-	-	-
8	Chantiers Ecoles De Formation Professionnelle	29	27	-	-	-	-
9	Industrial Technical Institute	1	-	-	-	-	-
10	Jvc Technical School & Workshop	-	-	-	-	-	-
11	Kampong Cham Provincial Training Center	28	16	-	-	-	-
12	Kandal Provincial Training Center	28	11	-	-	-	-
13	Kep Provincial Training Center	85	65	-	-	-	-
14	Koh Kong Provincial Training Center	43	14	-	-	-	-
15	Kompong Chhanng Provincial Training Center	1	-	-	-	-	-
16	Kompong Speu Provincial Training Center	12	4	-	-	-	-
17	Kompong Thom Provincial Training Center	-	-	-	-	-	-
18	Kratie Provincial Training Center	70	39	-	-	-	-
19	Mondulkiri Provincial Training Center	38	24	-	-	-	-
20	National Institute Of Business	-	-	-	-	-	-
21	National Polytechnic Institute Of Cambodia	-	-	-	-	-	-
22	National Technical Training Institute	-	-	-	-	-	-
23	Pailin Provincial Training Center	11	6	-	-	-	-
24	Preah Kossomak Polytechnic Institute	-	-	-	-	-	-
25	Preah Sihanouk Provincial Training Center	48	32	-	-	-	-
26	Prear Vihea Provincial Training Center	20	10	-	-	-	-

Table 13 F - Non- Formal Student Age 40-44 by Institution

No.	Institution	Enrollment		Drop Out		Graduation	
		Total	Female	Total	Female	Total	Female
27	Prey Veng Provincial Training Center	110	38	-	-	-	-
28	Provincial Training Center	49	28	-	-	-	-
29	Pursat Provincial Training Center	28	17	-	-	-	-
30	Ratanakiri Provincial Training Center	30	15	-	-	-	-
31	Regional Polytechnic Institute Techo Sen Battambang	62	40	-	-	-	-
32	Regional Polytechnic Institute Techo Sen Kampot	33	24	-	-	-	-
33	Regional Polytechnic Institute Techo Sen Siem Reap	-	-	-	-	-	-
34	Regional Polytechnic Institute Techo Sen Svayrieng	58	32	-	-	-	-
35	Regional Polytechnic Institute Techo Sen Takeo	-	-	-	-	-	-
36	Rolang Vocational Training School	-	-	-	-	-	-
37	Stung Treng Provincial Training Center	-	-	-	-	-	-
38	Tbong Khmum Provincial Training Center	-	-	-	-	-	-
39	Vocational Training Center Of Preah Vihea Yalay	-	-	-	-	-	-
40	NGO and Private Training Providers	-	-	-	-	-	-
	Whole Country	971	542	-	-	-	-

Table 13 G - Non- Formal Student Age 45-49 by Institution

No.	Institution	Enrollment		Drop Out		Graduation	
		Total	Female	Total	Female	Total	Female
1	Banteay Meanchey Provincial Training Center	23	10	-	-	-	-
2	Battambang Institute Of Technology	1	1	-	-	-	-
3	Battambang Prey Kon Kla Provincial Training Center	94	50	-	-	-	-
4	Beng Nimol Vocational Training School	35	21	-	-	-	-
5	Cambodia India Entrepreneurship Development Institute	-	-	-	-	-	-
6	Cambodian Thai Skill Development Center	1	-	-	-	-	-
7	Centre National De La Soie (national Silk Center)	11	7	-	-	-	-
8	Chantiers Ecoles De Formation Professionnelle	25	17	-	-	-	-
9	Industrial Technical Institute	2	-	-	-	-	-
10	Jvc Technical School & Workshop	-	-	-	-	-	-
11	Kampong Cham Provincial Training Center	18	7	-	-	-	-
12	Kandal Provincial Training Center	21	13	-	-	-	-
13	Kep Provincial Training Center	10	9	-	-	-	-
14	Koh Kong Provincial Training Center	38	17	-	-	-	-
15	Kompong Chhannng Provincial Training Center	1	-	-	-	-	-
16	Kompong Speu Provincial Training Center	11	7	-	-	-	-
17	Kompong Thom Provincial Training Center	-	-	-	-	-	-
18	Kratie Provincial Training Center	49	28	-	-	-	-
19	Monduliri Provincial Training Center	36	18	-	-	-	-
20	National Institute Of Business	-	-	-	-	-	-
21	National Polytechnic Institute Of Cambodia	-	-	-	-	-	-
22	National Technical Training Institute	-	-	-	-	-	-
23	Pailin Provincial Training Center	2	1	-	-	-	-
24	Preah Kossomak Polytechnic Institute	-	-	-	-	-	-
25	Preah Sihanouk Provincial Training Center	26	18	-	-	-	-
26	Prear Vihea Provincial Training Center	29	21	-	-	-	-

Table 13 G - Non- Formal Student Age 45-49 by Institution

No.	Institution	Enrollment		Drop Out		Graduation	
		Total	Female	Total	Female	Total	Female
27	Prey Veng Provincial Training Center	82	22	-	-	-	-
28	Provincial Training Center	25	9	-	-	-	-
29	Pursat Provincial Training Center	24	16	-	-	-	-
30	Ratanakiri Provincial Training Center	35	16	-	-	-	-
31	Regional Polytechnic Institute Techo Sen Battambang	68	47	-	-	-	-
32	Regional Polytechnic Institute Techo Sen Kampot	26	18	-	-	-	-
33	Regional Polytechnic Institute Techo Sen Siem Reap	-	-	-	-	-	-
34	Regional Polytechnic Institute Techo Sen Svayrieng	49	23	-	-	-	-
35	Regional Polytechnic Institute Techo Sen Takeo	1	-	-	-	-	-
36	Rolang Vocational Training School	-	-	-	-	-	-
37	Stung Treng Provincial Training Center	-	-	-	-	-	-
38	Tbong Khmum Provincial Training Center	-	-	-	-	-	-
39	Vocational Training Center Of Preah Vihea Yalay	-	-	-	-	-	-
40	NGO and Private Training Providers	-	-	-	-	-	-
	Whole Country	743	396	-	-	-	-

Table 13 H - Non- Formal Student Age 50-54 by Institution

No.	Institution	Enrollment		Drop Out		Graduation	
		Total	Female	Total	Female	Total	Female
1	Banteay Meanchey Provincial Training Center	31	19	-	-	-	-
2	Battambang Institute Of Technology	1	1	-	-	-	-
3	Battambang Prey Kon Kla Provincial Training Center	66	27	-	-	-	-
4	Beng Nimol Vocational Training School	35	9	-	-	-	-
5	Cambodia India Entrepreneurship Development Institute	-	-	-	-	-	-
6	Cambodian Thai Skill Development Center	-	-	-	-	-	-
7	Centre National De La Soie (national Silk Center)	10	3	-	-	-	-
8	Chantiers Ecoles De Formation Professionnelle	24	17	-	-	-	-
9	Industrial Technical Institute	-	-	-	-	-	-
10	Jvc Technical School & Workshop	-	-	-	-	-	-
11	Kampong Cham Provincial Training Center	19	12	-	-	-	-
12	Kandal Provincial Training Center	19	9	-	-	-	-
13	Kep Provincial Training Center	2	2	-	-	-	-
14	Koh Kong Provincial Training Center	32	14	-	-	-	-
15	Kompong Chhanng Provincial Training Center	-	-	-	-	-	-
16	Kompong Speu Provincial Training Center	16	10	-	-	-	-
17	Kompong Thom Provincial Training Center	-	-	-	-	-	-
18	Kratie Provincial Training Center	50	22	-	-	-	-
19	Monduliri Provincial Training Center	27	14	-	-	-	-
20	National Institute Of Business	-	-	-	-	-	-
21	National Polytechnic Institute Of Cambodia	-	-	-	-	-	-
22	National Technical Training Institute	-	-	-	-	-	-
23	Pailin Provincial Training Center	8	2	-	-	-	-
24	Preah Kossomak Polytechnic Institute	-	-	-	-	-	-
25	Preah Sihanouk Provincial Training Center	37	18	-	-	-	-
26	Prear Vihea Provincial Training Center	25	16	-	-	-	-

Table 13 H - Non- Formal Student Age 50-54 by Institution

No.	Institution	Enrollment		Drop Out		Graduation	
		Total	Female	Total	Female	Total	Female
27	Prey Veng Provincial Training Center	73	23	-	-	-	-
28	Provincial Training Center	40	21	-	-	-	-
29	Pursat Provincial Training Center	26	16	-	-	-	-
30	Ratanakiri Provincial Training Center	43	19	-	-	-	-
31	Regional Polytechnic Institute Techo Sen Battambang	48	33	-	-	-	-
32	Regional Polytechnic Institute Techo Sen Kampot	45	26	-	-	-	-
33	Regional Polytechnic Institute Techo Sen Siem Reap	-	-	-	-	-	-
34	Regional Polytechnic Institute Techo Sen Svayrieng	38	23	-	-	-	-
35	Regional Polytechnic Institute Techo Sen Takeo	-	-	-	-	-	-
36	Rolang Vocational Training School	-	-	-	-	-	-
37	Stung Treng Provincial Training Center	-	-	-	-	-	-
38	Tbong Khmum Provincial Training Center	-	-	-	-	-	-
39	Vocational Training Center Of Preah Vihea Yalay	-	-	-	-	-	-
40	NGO and Private Training Providers	-	-	-	-	-	-
	Whole Country	715	356	-	-	-	-

Table 13 I - Non- Formal Student Age 55-59 by Institution

No.	Institution	Enrollment		Drop Out		Graduation	
		Total	Female	Total	Female	Total	Female
1	Banteay Meanchey Provincial Training Center	19	7	-	-	-	-
2	Battambang Institute Of Technology	-	-	-	-	-	-
3	Battambang Prey Kon Kla Provincial Training Center	61	36	-	-	-	-
4	Beng Nimol Vocational Training School	24	16	-	-	-	-
5	Cambodia India Entrepreneurship Development Institute	-	-	-	-	-	-
6	Cambodian Thai Skill Development Center	-	-	-	-	-	-
7	Centre National De La Soie (national Silk Center)	7	1	-	-	-	-
8	Chantiers Ecoles De Formation Professionnelle	18	14	-	-	-	-
9	Industrial Technical Institute	-	-	-	-	-	-
10	Jvc Technical School & Workshop	-	-	-	-	-	-
11	Kampong Cham Provincial Training Center	29	13	-	-	-	-
12	Kandal Provincial Training Center	16	7	-	-	-	-
13	Kep Provincial Training Center	-	-	-	-	-	-
14	Koh Kong Provincial Training Center	23	12	-	-	-	-
15	Kompong Chhanng Provincial Training Center	-	-	-	-	-	-
16	Kompong Speu Provincial Training Center	12	9	-	-	-	-
17	Kompong Thom Provincial Training Center	-	-	-	-	-	-
18	Kratie Provincial Training Center	20	10	-	-	-	-
19	Monduliri Provincial Training Center	25	16	-	-	-	-
20	National Institute Of Business	-	-	-	-	-	-
21	National Polytechnic Institute Of Cambodia	-	-	-	-	-	-
22	National Technical Training Institute	-	-	-	-	-	-
23	Pailin Provincial Training Center	11	3	-	-	-	-
24	Preah Kossomak Polytechnic Institute	-	-	-	-	-	-
25	Preah Sihanouk Provincial Training Center	18	10	-	-	-	-
26	Prear Vihea Provincial Training Center	20	6	-	-	-	-

Table 13 I - Non- Formal Student Age 55-59 by Institution

No.	Institution	Enrollment		Drop Out		Graduation	
		Total	Female	Total	Female	Total	Female
27	Prey Veng Provincial Training Center	61	24	-	-	-	-
28	Provincial Training Center	39	18	-	-	-	-
29	Pursat Provincial Training Center	19	11	-	-	-	-
30	Ratanakiri Provincial Training Center	17	8	-	-	-	-
31	Regional Polytechnic Institute Techo Sen Battambang	32	24	-	-	-	-
32	Regional Polytechnic Institute Techo Sen Kampot	29	20	-	-	-	-
33	Regional Polytechnic Institute Techo Sen Siem Reap	-	-	-	-	-	-
34	Regional Polytechnic Institute Techo Sen Svayrieng	18	12	-	-	-	-
35	Regional Polytechnic Institute Techo Sen Takeo	-	-	-	-	-	-
36	Rolang Vocational Training School	-	-	-	-	-	-
37	Stung Treng Provincial Training Center	-	-	-	-	-	-
38	Tbong Khmum Provincial Training Center	-	-	-	-	-	-
39	Vocational Training Center Of Preah Vihea Yalay	-	-	-	-	-	-
40	NGO and Private Training Providers	-	-	-	-	-	-
	Whole Country	518	277	-	-	-	-

Table 13 J - Non- Formal Student 60-64 by Institution

No.	Institution	Enrollment		Drop Out		Graduation	
		Total	Female	Total	Female	Total	Female
1	Banteay Meanchey Provincial Training Center	15	8	-	-	-	-
2	Battambang Institute Of Technology	-	-	-	-	-	-
3	Battambang Prey Kon Kla Provincial Training Center	41	17	-	-	-	-
4	Beng Nimol Vocational Training School	13	6	-	-	-	-
5	Cambodia India Entrepreneurship Development Institute	-	-	-	-	-	-
6	Cambodian Thai Skill Development Center	-	-	-	-	-	-
7	Centre National De La Soie (national Silk Center)	4	1	-	-	-	-
8	Chantiers Ecoles De Formation Professionnelle	-	-	-	-	-	-
9	Industrial Technical Institute	-	-	-	-	-	-
10	Jvc Technical School & Workshop	-	-	-	-	-	-
11	Kampong Cham Provincial Training Center	7	4	-	-	-	-
12	Kandal Provincial Training Center	16	8	-	-	-	-
13	Kep Provincial Training Center	-	-	-	-	-	-
14	Koh Kong Provincial Training Center	15	5	-	-	-	-
15	Kompong Chhanng Provincial Training Center	-	-	-	-	-	-
16	Kompong Speu Provincial Training Center	9	9	-	-	-	-
17	Kompong Thom Provincial Training Center	-	-	-	-	-	-
18	Kratie Provincial Training Center	16	5	-	-	-	-
19	Monduliri Provincial Training Center	6	3	-	-	-	-
20	National Institute Of Business	-	-	-	-	-	-
21	National Polytechnic Institute Of Cambodia	-	-	-	-	-	-
22	National Technical Training Institute	-	-	-	-	-	-
23	Pailin Provincial Training Center	-	-	-	-	-	-
24	Preah Kossomak Polytechnic Institute	-	-	-	-	-	-
25	Preah Sihanouk Provincial Training Center	11	4	-	-	-	-
26	Prear Vihea Provincial Training Center	1	1	-	-	-	-

Table 13 J - Non- Formal Student 60-64 by Institution

No.	Institution	Enrollment		Drop Out		Graduation	
		Total	Female	Total	Female	Total	Female
27	Prey Veng Provincial Training Center	36	12	-	-	-	-
28	Provincial Training Center	16	9	-	-	-	-
29	Pursat Provincial Training Center	16	9	-	-	-	-
30	Ratanakiri Provincial Training Center	7	2	-	-	-	-
31	Regional Polytechnic Institute Techo Sen Battambang	30	17	-	-	-	-
32	Regional Polytechnic Institute Techo Sen Kampot	24	11	-	-	-	-
33	Regional Polytechnic Institute Techo Sen Siem Reap	-	-	-	-	-	-
34	Regional Polytechnic Institute Techo Sen Svayrieng	15	5	-	-	-	-
35	Regional Polytechnic Institute Techo Sen Takeo	-	-	-	-	-	-
36	Rolang Vocational Training School	-	-	-	-	-	-
37	Stung Treng Provincial Training Center	-	-	-	-	-	-
38	Tbong Khmum Provincial Training Center	-	-	-	-	-	-
39	Vocational Training Center Of Preah Vihea Yalay	-	-	-	-	-	-
40	NGO and Private Training Providers	-	-	-	-	-	-
	Whole Country	298	136	-	-	-	-

Table 13 K - Non- Formal Student 65-UP by Institution

No.	Institution	Enrollment		Drop Out		Graduation	
		Total	Female	Total	Female	Total	Female
1	Banteay Meanchey Provincial Training Center	8	3	-	-	-	-
2	Battambang Institute Of Technology	-	-	-	-	-	-
3	Battambang Prey Kon Kla Provincial Training Center	31	10	-	-	-	-
4	Beng Nimol Vocational Training School	8	5	-	-	-	-
5	Cambodia India Entrepreneurship Development Institute	2	-	-	-	-	-
6	Cambodian Thai Skill Development Center	-	-	-	-	-	-
7	Centre National De La Soie (national Silk Center)	3	3	-	-	-	-
8	Chantiers Ecoles De Formation Professionelle	1	-	-	-	-	-
9	Industrial Technical Institute	-	-	-	-	-	-
10	Jvc Technical School & Workshop	-	-	-	-	-	-
11	Kampong Cham Provincial Training Center	6	2	-	-	-	-
12	Kandal Provincial Training Center	11	5	-	-	-	-
13	Kep Provincial Training Center	2	1	-	-	-	-
14	Koh Kong Provincial Training Center	8	3	-	-	-	-
15	Kompong Chhannng Provincial Training Center	-	-	-	-	-	-
16	Kompong Speu Provincial Training Center	14	6	-	-	-	-
17	Kompong Thom Provincial Training Center	-	-	-	-	-	-
18	Kratie Provincial Training Center	7	-	-	-	-	-
19	Mondulkiri Provincial Training Center	5	2	-	-	-	-
20	National Institute Of Business	-	-	-	-	-	-
21	National Polytechnic Institute Of Cambodia	-	-	-	-	-	-
22	National Technical Training Institute	-	-	-	-	-	-
23	Pailin Provincial Training Center	3	-	-	-	-	-
24	Preah Kossomak Polytechnic Institute	-	-	-	-	-	-
25	Preah Sihanouk Provincial Training Center	10	2	-	-	-	-
26	Prear Vihea Provincial Training Center	1	1	-	-	-	-

Table 13 K - Non- Formal Student 65-UP by Institution

No.	Institution	Enrollment		Drop Out		Graduation	
		Total	Female	Total	Female	Total	Female
27	Prey Veng Provincial Training Center	22	-	-	-	-	-
28	Provincial Training Center	9	4	-	-	-	-
29	Pursat Provincial Training Center	9	5	-	-	-	-
30	Ratanakiri Provincial Training Center	5	2	-	-	-	-
31	Regional Polytechnic Institute Techo Sen Battambang	24	7	-	-	-	-
32	Regional Polytechnic Institute Techo Sen Kampot	15	9	-	-	-	-
33	Regional Polytechnic Institute Techo Sen Siem Reap	-	-	-	-	-	-
34	Regional Polytechnic Institute Techo Sen Svayrieng	8	2	-	-	-	-
35	Regional Polytechnic Institute Techo Sen Takeo	-	-	-	-	-	-
36	Rolang Vocational Training School	-	-	-	-	-	-
37	Stung Treng Provincial Training Center	1	-	-	-	-	-
38	Tbong Khmum Provincial Training Center	-	-	-	-	-	-
39	Vocational Training Center Of Preah Vihea Yalay	-	-	-	-	-	-
40	NGO and Private Training Providers	-	-	-	-	-	-
	Whole Country	213	72	-	-	-	-

Table 14 A - Formal Student Age 15-19 by Institution

No.	Institution	Enrollment		Drop Out		Graduation	
		Total	Female	Total	Female	Total	Female
1	Banteay Meanchey Provincial Training Center	31	7	-	-	-	-
2	Battambang Institute Of Technology	245	36	-	-	-	-
3	Battambang Prey Kon Kla Provincial Training Center	-	-	-	-	-	-
4	Beng Nimol Vocational Training School	-	-	-	-	-	-
5	Cambodia India Entrepreneurship Development Institute	200	74	-	-	-	-
6	Cambodian Thai Skill Development Center	38	5	-	-	-	-
7	Centre National De La Soie (national Silk Center)	-	-	-	-	-	-
8	Chantiers Ecoles De Formation Professionnelle	39	-	-	-	-	-
9	Industrial Technical Institute	287	15	-	-	-	-
10	Jvc Technical School & Workshop	56	9	-	-	-	-
11	Kampong Cham Provincial Training Center	76	51	-	-	-	-
12	Kandal Provincial Training Center	-	-	-	-	-	-
13	Kep Provincial Training Center	-	-	-	-	-	-
14	Koh Kong Provincial Training Center	21	8	-	-	-	-
15	Kompong Chhannng Provincial Training Center	-	-	-	-	-	-
16	Kompong Speu Provincial Training Center	87	18	-	-	-	-
17	Kompong Thom Provincial Training Center	33	21	-	-	-	-
18	Kratie Provincial Training Center	-	-	-	-	-	-
19	Mondulhiri Provincial Training Center	-	-	-	-	-	-
20	National Institute Of Business	512	310	-	-	-	-
21	National Polytechnic Institute Of Cambodia	1,172	129	-	-	-	-
22	National Technical Training Institute	1,951	119	-	-	-	-
23	Pailin Provincial Training Center	-	-	-	-	-	-
24	Preah Kossomak Polytechnic Institute	2,117	285	-	-	-	-
25	Preah Sihanouk Provincial Training Center	91	27	-	-	-	-
26	Prear Vihea Provincial Training Center	-	-	-	-	-	-

Table 14 A - Formal Student Age 15-19 by Institution

No.	Institution	Enrollment		Drop Out		Graduation	
		Total	Female	Total	Female	Total	Female
27	Prey Veng Provincial Training Center	-	-	-	-	-	-
28	Provincial Training Center	-	-	-	-	-	-
29	Pursat Provincial Training Center	98	47	-	-	-	-
30	Ratanakiri Provincial Training Center	-	-	-	-	-	-
31	Regional Polytechnic Institute Techo Sen Battambang	113	36	-	-	-	-
32	Regional Polytechnic Institute Techo Sen Kampot	637	374	-	-	-	-
33	Regional Polytechnic Institute Techo Sen Siem Reap	37	15	-	-	-	-
34	Regional Polytechnic Institute Techo Sen Svayrieng	132	60	-	-	-	-
35	Regional Polytechnic Institute Techo Sen Takeo	4	2	-	-	-	-
36	Rolang Vocational Training School	-	-	-	-	-	-
37	Stung Treng Provincial Training Center	-	-	-	-	-	-
38	Tbong Khmum Provincial Training Center	-	-	-	-	-	-
39	Vocational Training Center Of Preah Vihea Yalay	-	-	-	-	-	-
40	NGO and Private Training Providers	-	-	-	-	-	-
	Whole Country	7,977	1,648	-	-	-	-

Table 14 B - Formal Student Age 20-24 by Institution

No.	Institution	Enrollment		Drop Out		Graduation	
		Total	Female	Total	Female	Total	Female
1	Banteay Meanchey Provincial Training Center	26	7	-	-	-	-
2	Battambang Institute Of Technology	177	12	-	-	-	-
3	Battambang Prey Kon Kla Provincial Training Center	-	-	-	-	-	-
4	Beng Nimol Vocational Training School	-	-	-	-	-	-
5	Cambodia India Entrepreneurship Development Institute	93	22	-	-	-	-
6	Cambodian Thai Skill Development Center	40	2	-	-	-	-
7	Centre National De La Soie (national Silk Center)	-	-	-	-	-	-
8	Chantiers Ecoles De Formation Professionnelle	58	-	-	-	-	-
9	Industrial Technical Institute	249	23	-	-	-	-
10	Jvc Technical School & Workshop	70	6	-	-	-	-
11	Kampong Cham Provincial Training Center	67	40	-	-	-	-
12	Kandal Provincial Training Center	-	-	-	-	-	-
13	Kep Provincial Training Center	-	-	-	-	-	-
14	Koh Kong Provincial Training Center	16	5	-	-	-	-
15	Kompong Chhanng Provincial Training Center	-	-	-	-	-	-
16	Kompong Speu Provincial Training Center	19	2	-	-	-	-
17	Kompong Thom Provincial Training Center	16	8	-	-	-	-
18	Kratie Provincial Training Center	-	-	-	-	-	-
19	Monduliri Provincial Training Center	-	-	-	-	-	-
20	National Institute Of Business	1,740	944	-	-	-	-
21	National Polytechnic Institute Of Cambodia	940	62	-	-	-	-
22	National Technical Training Institute	2,762	103	-	-	-	-
23	Pailin Provincial Training Center	-	-	-	-	-	-
24	Preah Kossomak Polytechnic Institute	1,695	213	-	-	-	-
25	Preah Sihanouk Provincial Training Center	67	12	-	-	-	-
26	Prear Vihea Provincial Training Center	-	-	-	-	-	-

Table 14 B - Formal Student Age 20-24 by Institution

No.	Institution	Enrollment		Drop Out		Graduation	
		Total	Female	Total	Female	Total	Female
27	Prey Veng Provincial Training Center	-	-	-	-	-	-
28	Provincial Training Center	-	-	-	-	-	-
29	Pursat Provincial Training Center	114	36	-	-	-	-
30	Ratanakiri Provincial Training Center	-	-	-	-	-	-
31	Regional Polytechnic Institute Techo Sen Battambang	102	29	-	-	-	-
32	Regional Polytechnic Institute Techo Sen Kampot	517	201	-	-	-	-
33	Regional Polytechnic Institute Techo Sen Siem Reap	30	8	-	-	-	-
34	Regional Polytechnic Institute Techo Sen Svayrieng	134	35	-	-	-	-
35	Regional Polytechnic Institute Techo Sen Takeo	37	7	-	-	-	-
36	Rolang Vocational Training School	-	-	-	-	-	-
37	Stung Treng Provincial Training Center	-	-	-	-	-	-
38	Tbong Khmum Provincial Training Center	-	-	-	-	-	-
39	Vocational Training Center Of Preah Vihea Yalay	-	-	-	-	-	-
40	NGO and Private Training Providers	-	-	-	-	-	-
	Whole Country	8,969	1,777	-	-	-	-

Table 14 C - Formal Student Age 25-29 by Institution

No.	Institution	Enrollment		Drop Out		Graduation	
		Total	Female	Total	Female	Total	Female
1	Banteay Meanchey Provincial Training Center	3	1	-	-	-	-
2	Battambang Institute Of Technology	62	9	-	-	-	-
3	Battambang Prey Kon Kla Provincial Training Center	-	-	-	-	-	-
4	Beng Nimol Vocational Training School	-	-	-	-	-	-
5	Cambodia India Entrepreneurship Development Institute	8	4	-	-	-	-
6	Cambodian Thai Skill Development Center	7	-	-	-	-	-
7	Centre National De La Soie (national Silk Center)	-	-	-	-	-	-
8	Chantiers Ecoles De Formation Professionnelle	10	-	-	-	-	-
9	Industrial Technical Institute	19	2	-	-	-	-
10	Jvc Technical School & Workshop	4	-	-	-	-	-
11	Kampong Cham Provincial Training Center	1	1	-	-	-	-
12	Kandal Provincial Training Center	-	-	-	-	-	-
13	Kep Provincial Training Center	-	-	-	-	-	-
14	Koh Kong Provincial Training Center	6	3	-	-	-	-
15	Kompong Chhanng Provincial Training Center	-	-	-	-	-	-
16	Kompong Speu Provincial Training Center	6	1	-	-	-	-
17	Kompong Thom Provincial Training Center	1	-	-	-	-	-
18	Kratie Provincial Training Center	-	-	-	-	-	-
19	Monduliri Provincial Training Center	-	-	-	-	-	-
20	National Institute Of Business	180	55	-	-	-	-
21	National Polytechnic Institute Of Cambodia	56	3	-	-	-	-
22	National Technical Training Institute	473	9	-	-	-	-
23	Pailin Provincial Training Center	-	-	-	-	-	-
24	Preah Kossomak Polytechnic Institute	192	8	-	-	-	-
25	Preah Sihanouk Provincial Training Center	18	1	-	-	-	-
26	Prear Vihea Provincial Training Center	-	-	-	-	-	-

Table 14 C - Formal Student Age 25-29 by Institution

No.	Institution	Enrollment		Drop Out		Graduation	
		Total	Female	Total	Female	Total	Female
27	Prey Veng Provincial Training Center	-	-	-	-	-	-
28	Provincial Training Center	-	-	-	-	-	-
29	Pursat Provincial Training Center	10	1	-	-	-	-
30	Ratanakiri Provincial Training Center	-	-	-	-	-	-
31	Regional Polytechnic Institute Techo Sen Battambang	9	1	-	-	-	-
32	Regional Polytechnic Institute Techo Sen Kampot	56	19	-	-	-	-
33	Regional Polytechnic Institute Techo Sen Siem Reap	12	-	-	-	-	-
34	Regional Polytechnic Institute Techo Sen Svayrieng	15	7	-	-	-	-
35	Regional Polytechnic Institute Techo Sen Takeo	5	1	-	-	-	-
36	Rolang Vocational Training School	-	-	-	-	-	-
37	Stung Treng Provincial Training Center	-	-	-	-	-	-
38	Tbong Khmum Provincial Training Center	-	-	-	-	-	-
39	Vocational Training Center Of Preah Vihea Yalay	-	-	-	-	-	-
40	NGO and Private Training Providers	-	-	-	-	-	-
	Whole Country	1,153	126	-	-	-	-

Table 14 D - Formal Student Age 30-34 by Institution

No.	Institution	Enrollment		Drop Out		Graduation	
		Total	Female	Total	Female	Total	Female
1	Banteay Meanchey Provincial Training Center	4	-	-	-	-	-
2	Battambang Institute Of Technology	25	1	-	-	-	-
3	Battambang Prey Kon Kla Provincial Training Center	-	-	-	-	-	-
4	Beng Nimol Vocational Training School	-	-	-	-	-	-
5	Cambodia India Entrepreneurship Development Institute	2	1	-	-	-	-
6	Cambodian Thai Skill Development Center	5	-	-	-	-	-
7	Centre National De La Soie (national Silk Center)	-	-	-	-	-	-
8	Chantiers Ecoles De Formation Professionnelle	2	-	-	-	-	-
9	Industrial Technical Institute	6	-	-	-	-	-
10	Jvc Technical School & Workshop	2	-	-	-	-	-
11	Kampong Cham Provincial Training Center	1	-	-	-	-	-
12	Kandal Provincial Training Center	-	-	-	-	-	-
13	Kep Provincial Training Center	-	-	-	-	-	-
14	Koh Kong Provincial Training Center	2	-	-	-	-	-
15	Kompong Chhannng Provincial Training Center	-	-	-	-	-	-
16	Kompong Speu Provincial Training Center	3	-	-	-	-	-
17	Kompong Thom Provincial Training Center	1	-	-	-	-	-
18	Kratie Provincial Training Center	-	-	-	-	-	-
19	Mondulkiri Provincial Training Center	-	-	-	-	-	-
20	National Institute Of Business	32	8	-	-	-	-
21	National Polytechnic Institute Of Cambodia	24	1	-	-	-	-
22	National Technical Training Institute	112	1	-	-	-	-
23	Pailin Provincial Training Center	-	-	-	-	-	-
24	Preah Kossomak Polytechnic Institute	75	2	-	-	-	-
25	Preah Sihanouk Provincial Training Center	7	-	-	-	-	-
26	Prear Vihea Provincial Training Center	-	-	-	-	-	-

Table 14 D - Formal Student Age 30-34 by Institution

No.	Institution	Enrollment		Drop Out		Graduation	
		Total	Female	Total	Female	Total	Female
27	Prey Veng Provincial Training Center	-	-	-	-	-	-
28	Provincial Training Center	-	-	-	-	-	-
29	Pursat Provincial Training Center	3	1	-	-	-	-
30	Ratanakiri Provincial Training Center	-	-	-	-	-	-
31	Regional Polytechnic Institute Techo Sen Battambang	2	1	-	-	-	-
32	Regional Polytechnic Institute Techo Sen Kampot	12	5	-	-	-	-
33	Regional Polytechnic Institute Techo Sen Siem Reap	2	-	-	-	-	-
34	Regional Polytechnic Institute Techo Sen Svayrieng	6	4	-	-	-	-
35	Regional Polytechnic Institute Techo Sen Takeo	-	-	-	-	-	-
36	Rolang Vocational Training School	-	-	-	-	-	-
37	Stung Treng Provincial Training Center	-	-	-	-	-	-
38	Tbong Khmum Provincial Training Center	-	-	-	-	-	-
39	Vocational Training Center Of Preah Vihea Yalay	-	-	-	-	-	-
40	NGO and Private Training Providers	-	-	-	-	-	-
	Whole Country	328	25	-	-	-	-

Table 14 E - Formal Student Age 35-39 by Institution

No.	Institution	Enrollment		Drop Out		Graduation	
		Total	Female	Total	Female	Total	Female
1	Banteay Meanchey Provincial Training Center	-	-	-	-	-	-
2	Battambang Institute Of Technology	5	-	-	-	-	-
3	Battambang Prey Kon Kla Provincial Training Center	-	-	-	-	-	-
4	Beng Nimol Vocational Training School	-	-	-	-	-	-
5	Cambodia India Entrepreneurship Development Institute	-	-	-	-	-	-
6	Cambodian Thai Skill Development Center	2	-	-	-	-	-
7	Centre National De La Soie (national Silk Center)	-	-	-	-	-	-
8	Chantiers Ecoles De Formation Professionnelle	-	-	-	-	-	-
9	Industrial Technical Institute	-	-	-	-	-	-
10	Jvc Technical School & Workshop	1	-	-	-	-	-
11	Kampong Cham Provincial Training Center	-	-	-	-	-	-
12	Kandal Provincial Training Center	-	-	-	-	-	-
13	Kep Provincial Training Center	-	-	-	-	-	-
14	Koh Kong Provincial Training Center	2	-	-	-	-	-
15	Kompong Chhanng Provincial Training Center	-	-	-	-	-	-
16	Kompong Speu Provincial Training Center	1	-	-	-	-	-
17	Kompong Thom Provincial Training Center	-	-	-	-	-	-
18	Kratie Provincial Training Center	-	-	-	-	-	-
19	Mondulkiri Provincial Training Center	-	-	-	-	-	-
20	National Institute Of Business	1	-	-	-	-	-
21	National Polytechnic Institute Of Cambodia	5	-	-	-	-	-
22	National Technical Training Institute	27	1	-	-	-	-
23	Pailin Provincial Training Center	-	-	-	-	-	-
24	Preah Kossamak Polytechnic Institute	14	-	-	-	-	-
25	Preah Sihanouk Provincial Training Center	1	-	-	-	-	-
26	Prear Vihea Provincial Training Center	-	-	-	-	-	-

Table 14 E - Formal Student Age 35-39 by Institution

No.	Institution	Enrollment		Drop Out		Graduation	
		Total	Female	Total	Female	Total	Female
27	Prey Veng Provincial Training Center	-	-	-	-	-	-
28	Provincial Training Center	-	-	-	-	-	-
29	Pursat Provincial Training Center	1	-	-	-	-	-
30	Ratanakiri Provincial Training Center	-	-	-	-	-	-
31	Regional Polytechnic Institute Techo Sen Battambang	-	-	-	-	-	-
32	Regional Polytechnic Institute Techo Sen Kampot	3	2	-	-	-	-
33	Regional Polytechnic Institute Techo Sen Siem Reap	2	-	-	-	-	-
34	Regional Polytechnic Institute Techo Sen Svayrieng	1	-	-	-	-	-
35	Regional Polytechnic Institute Techo Sen Takeo	-	-	-	-	-	-
36	Rolang Vocational Training School	-	-	-	-	-	-
37	Stung Treng Provincial Training Center	-	-	-	-	-	-
38	Tbong Khmum Provincial Training Center	-	-	-	-	-	-
39	Vocational Training Center Of Preah Vihea Yalay	-	-	-	-	-	-
40	NGO and Private Training Providers	-	-	-	-	-	-
	Whole Country	66	3	-	-	-	-

Table 14 F - Formal Student Age 40-44 by Institution

No.	Institution	Enrollment		Drop Out		Graduation	
		Total	Female	Total	Female	Total	Female
1	Banteay Meanchey Provincial Training Center	-	-	-	-	-	-
2	Battambang Institute Of Technology	4	-	-	-	-	-
3	Battambang Prey Kon Kla Provincial Training Center	-	-	-	-	-	-
4	Beng Nimol Vocational Training School	-	-	-	-	-	-
5	Cambodia India Entrepreneurship Development Institute	-	-	-	-	-	-
6	Cambodian Thai Skill Development Center	-	-	-	-	-	-
7	Centre National De La Soie (national Silk Center)	-	-	-	-	-	-
8	Chantiers Ecoles De Formation Professionnelle	-	-	-	-	-	-
9	Industrial Technical Institute	-	-	-	-	-	-
10	Jvc Technical School & Workshop	-	-	-	-	-	-
11	Kampong Cham Provincial Training Center	-	-	-	-	-	-
12	Kandal Provincial Training Center	-	-	-	-	-	-
13	Kep Provincial Training Center	-	-	-	-	-	-
14	Koh Kong Provincial Training Center	1	-	-	-	-	-
15	Kompong Chhanng Provincial Training Center	-	-	-	-	-	-
16	Kompong Speu Provincial Training Center	-	-	-	-	-	-
17	Kompong Thom Provincial Training Center	-	-	-	-	-	-
18	Kratie Provincial Training Center	-	-	-	-	-	-
19	Mondulkiri Provincial Training Center	-	-	-	-	-	-
20	National Institute Of Business	1	-	-	-	-	-
21	National Polytechnic Institute Of Cambodia	-	-	-	-	-	-
22	National Technical Training Institute	9	-	-	-	-	-
23	Pailin Provincial Training Center	-	-	-	-	-	-
24	Preah Kossamak Polytechnic Institute	12	-	-	-	-	-
25	Preah Sihanouk Provincial Training Center	-	-	-	-	-	-
26	Prear Vihea Provincial Training Center	-	-	-	-	-	-

Table 14 F - Formal Student Age 40-44 by Institution

No.	Institution	Enrollment		Drop Out		Graduation	
		Total	Female	Total	Female	Total	Female
27	Prey Veng Provincial Training Center	-	-	-	-	-	-
28	Provincial Training Center	-	-	-	-	-	-
29	Pursat Provincial Training Center	-	-	-	-	-	-
30	Ratanakiri Provincial Training Center	-	-	-	-	-	-
31	Regional Polytechnic Institute Techo Sen Battambang	-	-	-	-	-	-
32	Regional Polytechnic Institute Techo Sen Kampot	2	-	-	-	-	-
33	Regional Polytechnic Institute Techo Sen Siem Reap	1	-	-	-	-	-
34	Regional Polytechnic Institute Techo Sen Svayrieng	1	-	-	-	-	-
35	Regional Polytechnic Institute Techo Sen Takeo	-	-	-	-	-	-
36	Rolang Vocational Training School	-	-	-	-	-	-
37	Stung Treng Provincial Training Center	-	-	-	-	-	-
38	Tbong Khmum Provincial Training Center	-	-	-	-	-	-
39	Vocational Training Center Of Preah Vihea Yalay	-	-	-	-	-	-
40	NGO and Private Training Providers	-	-	-	-	-	-
	Whole Country	31	-	-	-	-	-

Table 14 G - Formal Student Age 45-49 by Institution

No.	Institution	Enrollment		Drop Out		Graduation	
		Total	Female	Total	Female	Total	Female
1	Banteay Meanchey Provincial Training Center	-	-	-	-	-	-
2	Battambang Institute Of Technology	1	-	-	-	-	-
3	Battambang Prey Kon Kla Provincial Training Center	-	-	-	-	-	-
4	Beng Nimol Vocational Training School	-	-	-	-	-	-
5	Cambodia India Entrepreneurship Development Institute	-	-	-	-	-	-
6	Cambodian Thai Skill Development Center	-	-	-	-	-	-
7	Centre National De La Soie (national Silk Center)	-	-	-	-	-	-
8	Chantiers Ecoles De Formation Professionnelle	-	-	-	-	-	-
9	Industrial Technical Institute	-	-	-	-	-	-
10	Jvc Technical School & Workshop	-	-	-	-	-	-
11	Kampong Cham Provincial Training Center	-	-	-	-	-	-
12	Kandal Provincial Training Center	-	-	-	-	-	-
13	Kep Provincial Training Center	-	-	-	-	-	-
14	Koh Kong Provincial Training Center	-	-	-	-	-	-
15	Kompong Chhanng Provincial Training Center	-	-	-	-	-	-
16	Kompong Speu Provincial Training Center	-	-	-	-	-	-
17	Kompong Thom Provincial Training Center	-	-	-	-	-	-
18	Kratie Provincial Training Center	-	-	-	-	-	-
19	Mondulkiri Provincial Training Center	-	-	-	-	-	-
20	National Institute Of Business	-	-	-	-	-	-
21	National Polytechnic Institute Of Cambodia	4	-	-	-	-	-
22	National Technical Training Institute	2	-	-	-	-	-
23	Pailin Provincial Training Center	-	-	-	-	-	-
24	Preah Kossamak Polytechnic Institute	6	-	-	-	-	-
25	Preah Sihanouk Provincial Training Center	-	-	-	-	-	-
26	Prear Vihea Provincial Training Center	-	-	-	-	-	-

Table 14 G - Formal Student Age 45-49 by Institution

No.	Institution	Enrollment		Drop Out		Graduation	
		Total	Female	Total	Female	Total	Female
27	Prey Veng Provincial Training Center	-	-	-	-	-	-
28	Provincial Training Center	-	-	-	-	-	-
29	Pursat Provincial Training Center	-	-	-	-	-	-
30	Ratanakiri Provincial Training Center	-	-	-	-	-	-
31	Regional Polytechnic Institute Techo Sen Battambang	-	-	-	-	-	-
32	Regional Polytechnic Institute Techo Sen Kampot	1	-	-	-	-	-
33	Regional Polytechnic Institute Techo Sen Siem Reap	-	-	-	-	-	-
34	Regional Polytechnic Institute Techo Sen Svayrieng	2	2	-	-	-	-
35	Regional Polytechnic Institute Techo Sen Takeo	-	-	-	-	-	-
36	Rolang Vocational Training School	-	-	-	-	-	-
37	Stung Treng Provincial Training Center	-	-	-	-	-	-
38	Tbong Khmum Provincial Training Center	-	-	-	-	-	-
39	Vocational Training Center Of Preah Vihea Yalay	-	-	-	-	-	-
40	NGO and Private Training Providers	-	-	-	-	-	-
	Whole Country	16	2	-	-	-	-

Table 14 H - Formal Student Age 50-54 by Institution

No.	Institution	Enrollment		Drop Out		Graduation	
		Total	Female	Total	Female	Total	Female
1	Banteay Meanchey Provincial Training Center	-	-	-	-	-	-
2	Battambang Institute Of Technology	-	-	-	-	-	-
3	Battambang Prey Kon Kla Provincial Training Center	-	-	-	-	-	-
4	Beng Nimol Vocational Training School	-	-	-	-	-	-
5	Cambodia India Entrepreneurship Development Institute	-	-	-	-	-	-
6	Cambodian Thai Skill Development Center	-	-	-	-	-	-
7	Centre National De La Soie (national Silk Center)	-	-	-	-	-	-
8	Chantiers Ecoles De Formation Professionnelle	-	-	-	-	-	-
9	Industrial Technical Institute	2	-	-	-	-	-
10	Jvc Technical School & Workshop	-	-	-	-	-	-
11	Kampong Cham Provincial Training Center	-	-	-	-	-	-
12	Kandal Provincial Training Center	-	-	-	-	-	-
13	Kep Provincial Training Center	-	-	-	-	-	-
14	Koh Kong Provincial Training Center	-	-	-	-	-	-
15	Kompong Chhanng Provincial Training Center	-	-	-	-	-	-
16	Kompong Speu Provincial Training Center	-	-	-	-	-	-
17	Kompong Thom Provincial Training Center	-	-	-	-	-	-
18	Kratie Provincial Training Center	-	-	-	-	-	-
19	Mondulkiri Provincial Training Center	-	-	-	-	-	-
20	National Institute Of Business	-	-	-	-	-	-
21	National Polytechnic Institute Of Cambodia	-	-	-	-	-	-
22	National Technical Training Institute	-	-	-	-	-	-
23	Pailin Provincial Training Center	-	-	-	-	-	-
24	Preah Kossomak Polytechnic Institute	1	-	-	-	-	-
25	Preah Sihanouk Provincial Training Center	-	-	-	-	-	-
26	Prear Vihea Provincial Training Center	-	-	-	-	-	-

Table 14 H - Formal Student Age 50-54 by Institution

No.	Institution	Enrollment		Drop Out		Graduation	
		Total	Female	Total	Female	Total	Female
27	Prey Veng Provincial Training Center	-	-	-	-	-	-
28	Provincial Training Center	-	-	-	-	-	-
29	Pursat Provincial Training Center	-	-	-	-	-	-
30	Ratanakiri Provincial Training Center	-	-	-	-	-	-
31	Regional Polytechnic Institute Techo Sen Battambang	-	-	-	-	-	-
32	Regional Polytechnic Institute Techo Sen Kampot	1	-	-	-	-	-
33	Regional Polytechnic Institute Techo Sen Siem Reap	-	-	-	-	-	-
34	Regional Polytechnic Institute Techo Sen Svayrieng	-	-	-	-	-	-
35	Regional Polytechnic Institute Techo Sen Takeo	-	-	-	-	-	-
36	Rolang Vocational Training School	-	-	-	-	-	-
37	Stung Treng Provincial Training Center	-	-	-	-	-	-
38	Tbong Khmum Provincial Training Center	-	-	-	-	-	-
39	Vocational Training Center Of Preah Vihea Yalay	-	-	-	-	-	-
40	NGO and Private Training Providers	-	-	-	-	-	-
	Whole Country	4	-	-	-	-	-

Table 14 I - Formal Student Age 55-59 by Institution

No.	Institution	Enrollment		Drop Out		Graduation	
		Total	Female	Total	Female	Total	Female
1	Banteay Meanchey Provincial Training Center	-	-	-	-	-	-
2	Battambang Institute Of Technology	-	-	-	-	-	-
3	Battambang Prey Kon Kla Provincial Training Center	-	-	-	-	-	-
4	Beng Nimol Vocational Training School	-	-	-	-	-	-
5	Cambodia India Entrepreneurship Development Institute	-	-	-	-	-	-
6	Cambodian Thai Skill Development Center	-	-	-	-	-	-
7	Centre National De La Soie (national Silk Center)	-	-	-	-	-	-
8	Chantiers Ecoles De Formation Professionnelle	-	-	-	-	-	-
9	Industrial Technical Institute	-	-	-	-	-	-
10	Jvc Technical School & Workshop	-	-	-	-	-	-
11	Kampong Cham Provincial Training Center	-	-	-	-	-	-
12	Kandal Provincial Training Center	-	-	-	-	-	-
13	Kep Provincial Training Center	-	-	-	-	-	-
14	Koh Kong Provincial Training Center	-	-	-	-	-	-
15	Kompong Chhanng Provincial Training Center	-	-	-	-	-	-
16	Kompong Speu Provincial Training Center	-	-	-	-	-	-
17	Kompong Thom Provincial Training Center	-	-	-	-	-	-
18	Kratie Provincial Training Center	-	-	-	-	-	-
19	Mondulkiri Provincial Training Center	-	-	-	-	-	-
20	National Institute Of Business	-	-	-	-	-	-
21	National Polytechnic Institute Of Cambodia	3	-	-	-	-	-
22	National Technical Training Institute	-	-	-	-	-	-
23	Pailin Provincial Training Center	-	-	-	-	-	-
24	Preah Kossomak Polytechnic Institute	-	-	-	-	-	-
25	Preah Sihanouk Provincial Training Center	-	-	-	-	-	-
26	Prear Vihea Provincial Training Center	-	-	-	-	-	-

Table 14 I - Formal Student Age 55-59 by Institution

No.	Institution	Enrollment		Drop Out		Graduation	
		Total	Female	Total	Female	Total	Female
27	Prey Veng Provincial Training Center	-	-	-	-	-	-
28	Provincial Training Center	-	-	-	-	-	-
29	Pursat Provincial Training Center	-	-	-	-	-	-
30	Ratanakiri Provincial Training Center	-	-	-	-	-	-
31	Regional Polytechnic Institute Techo Sen Battambang	-	-	-	-	-	-
32	Regional Polytechnic Institute Techo Sen Kampot	-	-	-	-	-	-
33	Regional Polytechnic Institute Techo Sen Siem Reap	-	-	-	-	-	-
34	Regional Polytechnic Institute Techo Sen Svayrieng	-	-	-	-	-	-
35	Regional Polytechnic Institute Techo Sen Takeo	-	-	-	-	-	-
36	Rolang Vocational Training School	-	-	-	-	-	-
37	Stung Treng Provincial Training Center	-	-	-	-	-	-
38	Tbong Khmum Provincial Training Center	-	-	-	-	-	-
39	Vocational Training Center Of Preah Vihea Yalay	-	-	-	-	-	-
40	NGO and Private Training Providers	-	-	-	-	-	-
	Whole Country	3	-	-	-	-	-

Table 14 K - Formal Student Age 65-UP by Institution

No.	Institution	Enrollment		Drop Out		Graduation	
		Total	Female	Total	Female	Total	Female
1	Banteay Meanchey Provincial Training Center	-	-	-	-	-	-
2	Battambang Institute Of Technology	1	1	-	-	-	-
3	Battambang Prey Kon Kla Provincial Training Center	-	-	-	-	-	-
4	Beng Nimol Vocational Training School	-	-	-	-	-	-
5	Cambodia India Entrepreneurship Development Institute	1	-	-	-	-	-
6	Cambodian Thai Skill Development Center	-	-	-	-	-	-
7	Centre National De La Soie (national Silk Center)	-	-	-	-	-	-
8	Chantiers Ecoles De Formation Professionnelle	-	-	-	-	-	-
9	Industrial Technical Institute	1	-	-	-	-	-
10	Jvc Technical School & Workshop	-	-	-	-	-	-
11	Kampong Cham Provincial Training Center	-	-	-	-	-	-
12	Kandal Provincial Training Center	-	-	-	-	-	-
13	Kep Provincial Training Center	-	-	-	-	-	-
14	Koh Kong Provincial Training Center	-	-	-	-	-	-
15	Kompong Chhanng Provincial Training Center	-	-	-	-	-	-
16	Kompong Speu Provincial Training Center	-	-	-	-	-	-
17	Kompong Thom Provincial Training Center	-	-	-	-	-	-
18	Kratie Provincial Training Center	-	-	-	-	-	-
19	Mondulkiri Provincial Training Center	-	-	-	-	-	-
20	National Institute Of Business	1	-	-	-	-	-
21	National Polytechnic Institute Of Cambodia	1	-	-	-	-	-
22	National Technical Training Institute	-	-	-	-	-	-
23	Pailin Provincial Training Center	-	-	-	-	-	-
24	Preah Kossomak Polytechnic Institute	7	1	-	-	-	-
25	Preah Sihanouk Provincial Training Center	-	-	-	-	-	-
26	Prear Vihea Provincial Training Center	-	-	-	-	-	-

Table 14 K - Formal Student Age 65-UP by Institution

No.	Institution	Enrollment		Drop Out		Graduation	
		Total	Female	Total	Female	Total	Female
27	Prey Veng Provincial Training Center	-	-	-	-	-	-
28	Provincial Training Center	-	-	-	-	-	-
29	Pursat Provincial Training Center	1	1	-	-	-	-
30	Ratanakiri Provincial Training Center	-	-	-	-	-	-
31	Regional Polytechnic Institute Techo Sen Battambang	-	-	-	-	-	-
32	Regional Polytechnic Institute Techo Sen Kampot	-	-	-	-	-	-
33	Regional Polytechnic Institute Techo Sen Siem Reap	-	-	-	-	-	-
34	Regional Polytechnic Institute Techo Sen Svayrieng	-	-	-	-	-	-
35	Regional Polytechnic Institute Techo Sen Takeo	-	-	-	-	-	-
36	Rolang Vocational Training School	-	-	-	-	-	-
37	Stung Treng Provincial Training Center	-	-	-	-	-	-
38	Tbong Khmum Provincial Training Center	-	-	-	-	-	-
39	Vocational Training Center Of Preah Vihea Yalay	-	-	-	-	-	-
40	NGO and Private Training Providers	-	-	-	-	-	-
	Whole Country	13	3	-	-	-	-

Table 15 A - Employed after Graduation, Whole Country

<i>Particular</i>	<i>Number of institutions</i>	<i>3 months after graduation</i>		<i>6 months after graduation</i>	
		<i>Total</i>	<i>Female</i>	<i>Total</i>	<i>Female</i>
Whole country	39	0	0	-	-

By institution category

Institute	12	0	0	-	-
PTC / VTC	27	0	0	-	-
NGO & Private	-			-	-

By location

Phnom Penh	8	0	0	-	-
Provinces	31	0	0	-	-

Table 15 B - 3 Months Employed after Graduation by Training Level

<i>Particular</i>	<i>Number of institutions</i>	<i>Short Course</i>		<i>C1</i>		<i>C2</i>		<i>C3</i>		<i>Higher Diploma</i>		<i>Bachelor</i>	
		<i>Total</i>	<i>Female</i>	<i>Total</i>	<i>Female</i>	<i>Total</i>	<i>Female</i>	<i>Total</i>	<i>Female</i>	<i>Total</i>	<i>Female</i>	<i>Total</i>	<i>Female</i>
Whole country	39	-	-	-	-	-	-	-	-	-	-	-	-

By institution category

Institute	12	-	-	-	-	-	-	-	-	-	-	-	-
PTC / VTC	27	-	-	-	-	-	-	-	-	-	-	-	-
NGO & Private	0	-	-	-	-	-	-	-	-	-	-	-	-

By location

Phnom Penh	8	-	-	-	-	-	-	-	-	-	-	-	-
Provinces	31	-	-	-	-	-	-	-	-	-	-	-	-

Table 15 C - 6 Months Employed after Graduation by Training Level

<i>Particular</i>	<i>Number of institutions</i>	<i>Short Course</i>		<i>C1</i>		<i>C2</i>		<i>C3</i>		<i>Higher Diploma</i>		<i>Bachelor</i>	
		<i>Total</i>	<i>Female</i>	<i>Total</i>	<i>Female</i>	<i>Total</i>	<i>Female</i>	<i>Total</i>	<i>Female</i>	<i>Total</i>	<i>Female</i>	<i>Total</i>	<i>Female</i>
Whole country	39	-	-	-	-	-	-	-	-	-	-	-	-

By institution category

Institute	12	-	-	-	-	-	-	-	-	-	-	-	-
PTC / VTC	27	-	-	-	-	-	-	-	-	-	-	-	-
NGO & Private	0	-	-	-	-	-	-	-	-	-	-	-	-

By location

Phnom Penh	8	-	-	-	-	-	-	-	-	-	-	-	-
Provinces	31	-	-	-	-	-	-	-	-	-	-	-	-

Table 15 D - Employed after Graduation by Province

Province	Number of institutions		3 Months Employed after graduation □						6 Months Employed after graduation					
	Public	Private	Grand Total		Public		Private		Grand Total		Public		NGO & Private	
			Total	Female	Total	Female	Total	Female	Total	Female	Total	Female	Total	Female
Banteay Meanchey	1	-	-	-	-	-	-	-	-	-	-	-	-	-
Battambang	3	-	-	-	-	-	-	-	-	-	-	-	-	-
Kampong Cham	1	-	-	-	-	-	-	-	-	-	-	-	-	-
Kampong Chhnang	1	-	-	-	-	-	-	-	-	-	-	-	-	-
Kampong Speu	1	-	-	-	-	-	-	-	-	-	-	-	-	-
Kampong Thom	1	-	-	-	-	-	-	-	-	-	-	-	-	-
Kampot	2	-	-	-	-	-	-	-	-	-	-	-	-	-
Kandal	1	-	-	-	-	-	-	-	-	-	-	-	-	-
Kep	1	-	-	-	-	-	-	-	-	-	-	-	-	-
Koh Kong	1	-	-	-	-	-	-	-	-	-	-	-	-	-
Kratie	1	-	-	-	-	-	-	-	-	-	-	-	-	-
Mondul Kiri	1	-	-	-	-	-	-	-	-	-	-	-	-	-
Otdar Meanchey	1	-	-	-	-	-	-	-	-	-	-	-	-	-
Pailin	1	-	-	-	-	-	-	-	-	-	-	-	-	-
Phnom Penh	8	-	-	-	-	-	-	-	-	-	-	-	-	-
Preah Sihanouk	1	-	-	-	-	-	-	-	-	-	-	-	-	-
Preah Vihear	2	-	-	-	-	-	-	-	-	-	-	-	-	-
Prey Veng	1	-	-	-	-	-	-	-	-	-	-	-	-	-
Pursat	2	-	-	-	-	-	-	-	-	-	-	-	-	-
Ratanak Kiri	1	-	-	-	-	-	-	-	-	-	-	-	-	-
Siem Reap	3	-	-	-	-	-	-	-	-	-	-	-	-	-
Stung Treng	1	-	-	-	-	-	-	-	-	-	-	-	-	-
Svay Rieng	1	-	-	-	-	-	-	-	-	-	-	-	-	-
Takeo	1	-	-	-	-	-	-	-	-	-	-	-	-	-
Tbong Khmum	1	-	-	-	-	-	-	-	-	-	-	-	-	-
Whole Country	39	-	-	-	-	-	-	-	-	-	-	-	-	-

Table 15 E - Employed after Graduation by Training Institution

No.	Institution	3 Months Employed after graduation		6 Months Employed after graduation	
		Total	Female	Total	Female
1	Banteay Meanchey Provincial Training Center	-	-	-	-
2	Battambang Institute Of Technology	-	-	-	-
3	Beng Nimol Vocational Training School	-	-	-	-
4	Cambodia India Entrepreneurship Development Center	-	-	-	-
5	Cambodian Thai Skill Development Center	-	-	-	-
6	Centre National De La Soie (National Silk Center)	-	-	-	-
7	Chantiers Ecoles De Formation Professionelle	-	-	-	-
8	Industrial Technical Institute	-	-	-	-
9	Jvc Technical School & Workshop	-	-	-	-
10	Kampong Cham Provincial Training Center	-	-	-	-
11	Koh Kong Provincial Training Center	-	-	-	-
12	Kompong Chhanng Provincial Training Center	-	-	-	-
13	Kompong Speu Provincial Training Center	-	-	-	-
14	Kompong Thom Provincial Training Center	-	-	-	-
15	Kratie Provincail Training Center	-	-	-	-
16	Mondulkiri Provincial Training Center	-	-	-	-
17	National Institute Of Business	-	-	-	-
18	National Polytechnic Institute Of Cambodia	-	-	-	-
19	National Technical Training Institute	-	-	-	-
20	Otdar Meanchey Provincial Training Center	-	-	-	-
21	Pailin Provincial Training Center	-	-	-	-
22	Preah Kossomak Polytechnic Institute	-	-	-	-

Table 15 E - Employed after Graduation by Training Institution

No.	Institution	3 Months Employed after graduation		6 Months Employed after graduation	
		Total	Female	Total	Female
23	Preah Sihanouk Provincial Training Center	-	-	-	-
24	Prear Vihea Provincial Training Center	-	-	-	-
25	Prey Vaeng Provincial Training Center	-	-	-	-
26	Provincial Training Center Battambang Prey Kon Kla	-	-	-	-
27	Provincial Training Center Kandal	-	-	-	-
28	Provincial Training Center Kep	-	-	-	-
29	Pursat Provinceal Training Center	-	-	-	-
30	Ratanakiri Provincial Training Center	-	-	-	-
31	Regional Polytechnic Institute Techo Sen Battambang	-	-	-	-
32	Regional Polytechnic Institute Techo Sen Kampot	-	-	-	-
33	Regional Polytechnic Institute Techo Sen Siem Reap	-	-	-	-
34	Regional Polytechnic Institute Techo Sen Svayrieng	-	-	-	-
35	Regional Polytechnic Institute Techo Sen Takeo	-	-	-	-
36	Rolang Vocational Training School	-	-	-	-
37	Strung Treng Provincail Training Center	-	-	-	-
38	Tbong Khmum Vocational Training Center	-	-	-	-
39	Vocational Training Center Of Preah Vihea Yalay	-	-	-	-
40	NGOs & private training providers	-	-	-	-
	Whole Country	-	-	-	-

Appendix 1: Short Course Enrollment by Course Name, Whole Country

No.	Course Name	Number of Course	Enrollment	
			Total	Female
1	Chicken Raising	57	1,696	1,035
2	Vegetable Growing	55	1,645	988
3	Computer Service	54	1,114	536
4	Pig Raising	32	952	517
5	Connecting Electricity	34	669	20
6	Sewing	39	650	587
7	Camposh Fertilizer	20	599	406
8	Mushroom Growing	19	569	337
9	Air-condition Repairing	23	439	9
10	Fish Farming	14	417	183
11	Motor Repairing	36	394	-
12	Wedding Outfitting	21	318	312
13	Veterinary	15	299	122
14	Village Livestock	16	286	77
15	Hair Dressing	17	268	262
16	Cattle Raising	9	265	105
17	Computer Design	12	238	67
18	Masonry	12	231	-
19	Computer Repair	11	216	70
20	Post Harvest Technology	7	210	121
21	Rice Crop	7	210	102

No.	Course Name	Number of Course	Enrollment	
			Total	Female
22	Crop Growing	7	210	68
23	Graphic Design	10	200	49
24	Frog Raising	6	178	75
25	Body Enhancement	8	160	157
26	Cassava Growing	5	150	85
27	Small Engine Repair	7	131	7
28	Natural Fertilizer	4	120	73
29	Cricket Raising	4	120	22
30	Graft Tree	4	120	29
31	Food Processing	4	119	106
32	Auto System Repairing	6	117	1
33	Auto Repairing	5	100	-
34	Welding	4	81	-
35	Sewing Machine Repair	4	80	3
36	Accounting And Finance	4	80	52
37	Ethnic Weaving	3	60	60
38	Branch Tree Crossbreed Fruit	2	60	29
39	Vaccine Domestic Animal	2	60	28
40	Barber	5	51	15
41	Electronic Repair	2	40	1
42	Model Design Sewing	2	38	36
43	Animal Food	1	30	17
44	Bakery And Cookery	2	27	9
45	Minitractor Repair	1	22	2

No.	Course Name	Number of Course	Enrollment	
			Total	Female
46	Radio, Tv Ad Casette Player Repair	1	20	4
47	Admin And Secretary	1	20	17
48	Hopitality And Tourism	1	20	9
49	Basic Computer	1	20	9
50	Marketing Management	1	20	5
51	Hand Phone Repairing	2	10	-
52	Sewing For Women	1	8	3
Whole Country		620	14,157	6,827

Appendix 2: CENTER BASE - Short Course Enrollment by Course Name, Whole Country

No.	Course Name	Number of Course	Enrollment	
			Total	Female
1	Computer Service	51	1,054	499
2	Connecting Electricity	34	669	20
3	Sewing	24	474	415
4	Air-condition Repairing	21	404	8
5	Motor Repairing	16	307	-
6	Village Livestock	14	255	77
7	Wedding Outfitting	13	240	236
8	Vegetable Growing	8	239	125
9	Computer Design	12	238	67
10	Computer Repair	11	216	70
11	Graphic Design	10	200	49
12	Masonry	10	191	-
13	Hair Dressing	9	171	169
14	Body Enhancement	8	160	157
15	Small Engine Repair	6	128	7
16	Mushroom Growing	4	120	49
17	Pig Raising	4	120	38
18	Rice Crop	4	120	67
19	Fish Farming	4	119	51
20	Auto System Repairing	6	117	1
21	Auto Repairing	5	100	-

No.	Course Name	Number of Course	Enrollment	
			Total	Female
22	Welding	4	81	-
23	Accounting And Finance	4	80	52
24	Sewing Machine Repair	4	80	3
25	Chicken Raising	2	60	-
26	Frog Raising	2	60	12
27	Electronic Repair	2	40	1
28	Model Design Sewing	2	38	36
29	Camposh Fertilizer	1	30	27
30	Bakery And Cookery	2	27	9
31	Hopitality And Tourism	1	20	9
32	Veterinary	1	20	13
33	Barber	1	20	2
34	Ethnic Weaving	1	20	20
35	Basic Computer	1	20	9
36	Radio, Tv Ad Casette Player Repair	1	20	4
37	Marketing Management	1	20	5
38	Admin And Secretary	1	20	17
39	Hand Phone Repairing	2	10	-
Whole Country		307	6,308	2,324

Appendix 3: ENTERPRISE BASE - Short Course Enrollment by Course Name, Whole Country

No.	Course Name	Number of Course	Enrollment	
			Total	Female
1	Hair Dressing	8	97	93
2	Motor Repairing	19	67	-
3	Computer Service	3	60	37
4	Wedding Outfitting	7	58	57
5	Masonary	2	40	-
6	Village Livestock	2	31	-
7	Barber	4	31	13
8	Camposh Fertilizer	1	29	29
9	Minitractor Repair	1	22	2
10	Veterinary	1	20	13
11	Sewing	7	16	15
12	Air-condition Repairing	1	15	-
13	Sewing For Women	1	8	3
14	Small Engine Repair	1	3	-
Whole Country		58	497	262

Appendix 4: COMMUNITY BASE - Short Course Enrollment by Course Name, Whole Country

No.	Course Name	Number of Course	Enrollment	
			Total	Female
1	Chicken Raising	55	1,636	1,035
2	Vegetable Growing	47	1,406	863
3	Pig Raising	28	832	479
4	Camposh Fertilizer	18	540	350
5	Mushroom Growing	15	449	288
6	Fish Farming	10	298	132
7	Cattle Raising	9	265	105
8	Veterinary	13	259	96
9	Crop Growing	7	210	68
10	Post Harvest Technology	7	210	121
11	Sewing	8	160	157
12	Cassava Growing	5	150	85
13	Cricket Raising	4	120	22
14	Graft Tree	4	120	29
15	Natural Fertilizer	4	120	73
16	Food Processing	4	119	106
17	Frog Raising	4	118	63
18	Rice Crop	3	90	35
19	Vaccine Domestic Animal	2	60	28
20	Branch Tree Crossbreed Fruit	2	60	29
21	Ethnic Weaving	2	40	40

No.	Course Name	Number of Course	Enrollment	
			Total	Female
22	Animal Food	1	30	17
23	Wedding Outfitting	1	20	19
24	Air-condition Repairing	1	20	1
25	Motor Repairing	1	20	-
Whole Country		255	7,352	4,241

Appendix 5: Long Course Enrollment by Course Name, Whole Country

No.	Subject Name	Number of Course	Enrollment	
			Total	Female
1	Electricity	187	7,216	212
2	Civil Engineering	99	3,477	178
3	Accounting And Finance	54	1,694	1,375
4	Information Technology	64	1,105	351
5	Banking And Finance	28	797	433
6	Automobile	40	759	20
7	Business Administration	28	636	178
8	English Language	28	627	255
9	Electronic	29	544	39
10	Mechanical	17	401	6
11	Accounting	13	267	188
12	Air Conditioning	11	252	8
13	Marketing	21	248	107
14	Tourism And Hospitality	17	194	96
15	Architecture	4	101	36
16	Graphic Design	4	68	39
17	Veterinary Science	5	65	25
18	Metal Engineering	4	53	-
19	Statistics And Planning	1	15	13
20	Cookery	1	10	3
21	Welding	3	6	3
Whole Country		658	18,535	3,565

Appendix 6: CERTIFICATE LEVEL 1 - Enrollment by Course Name, Whole Country

No.	Subject Name	Number of Course	Enrollment	
			Total	Female
1	Electricity	15	279	13
2	Information Technology	12	232	109
3	Automobile	7	95	3
4	Civil Engineering	4	36	2
5	Mechanical	2	36	-
6	Air Conditioning	2	17	-
7	Graphic Design	1	16	12
8	Statistics And Planning	1	15	13
Whole Country		44	726	152

Appendix 7: CERTIFICATE LEVEL 2 - Enrollment by Course Name, Whole Country

No.	Subject Name	Number of Course	Enrollment	
			Total	Female
1	Electricity	4	48	4
2	Mechanical	1	32	3
3	Graphic Design	2	28	15
4	Automobile	4	14	-
5	Information Technology	1	10	-
6	Air Conditioning	1	6	-
Whole Country		13	138	22

Appendix 8: CERTIFICATE LEVEL 3 - Enrollment by Course Name, Whole Country

No.	Subject Name	Number of Course	Enrollment	
			Total	Female
1	Electricity	4	92	6
2	Automobile	4	26	-
3	Graphic Design	1	24	12
4	Mechanical	1	9	-
5	Air Conditioning	1	5	1
6	Electronic	1	4	-
7	Civil Engineering	1	3	1
Whole Country		13	163	20

Appendix 9: ASSOCIATE - Enrollment by Course Name, Whole Country

No.	Subject Name	Number of Course	Enrollment	
			Total	Female
1	Electricity	59	2,279	87
2	Civil Engineering	17	493	24
3	Automobile	17	432	17
4	English Language	17	411	154
5	Information Technology	18	284	93
6	Air Conditioning	7	224	7
7	Electronic	10	108	10
8	Business Administration	5	85	25
9	Veterinary Science	5	65	25
10	Mechanical	4	61	2
11	Accounting And Finance	4	60	52
12	Metal Engineering	4	53	-
13	Accounting	5	52	45
14	Banking And Finance	1	12	6
15	Cookery	1	10	3
16	Marketing	3	7	4
17	Tourism And Hospitality	1	5	2
Whole Country		178	4,641	556

Appendix 10: BACHELOR - Enrollment by Course Name, Whole Country

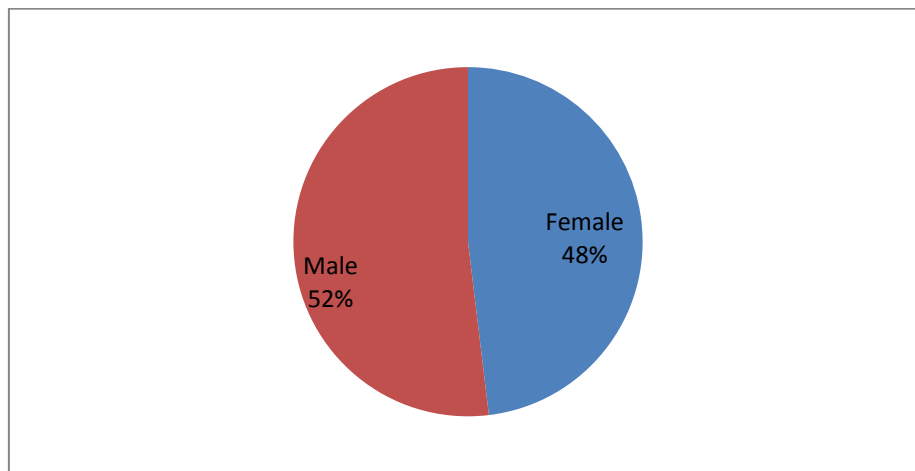
No.	Subject Name	Number of Course	Enrollment	
			Total	Female
1	Electricity	105	4,518	102
2	Civil Engineering	76	2,920	150
3	Accounting And Finance	50	1,634	1,323
4	Banking And Finance	27	785	427
5	Information Technology	33	579	149
6	Business Administration	23	551	153
7	Electronic	18	432	29
8	Mechanical	9	263	1
9	Marketing	18	241	103
10	English Language	11	216	101
11	Accounting	8	215	143
12	Automobile	8	192	-
13	Tourism And Hospitality	16	189	94
14	Architecture	4	101	36
15	Welding	3	6	3
Whole Country		409	12,842	2,814

Appendix 11 - Short Course Student Overview

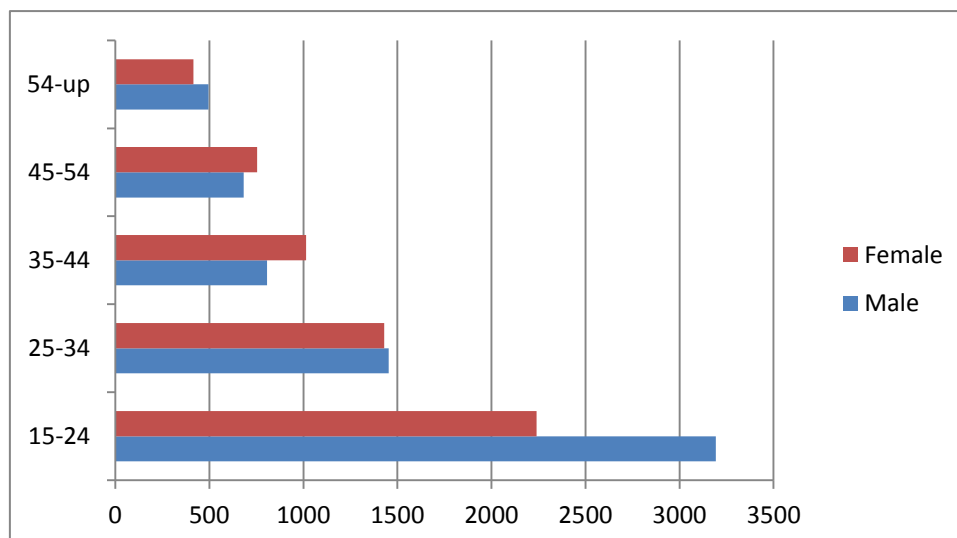
1% are orphans.

2% are disables.

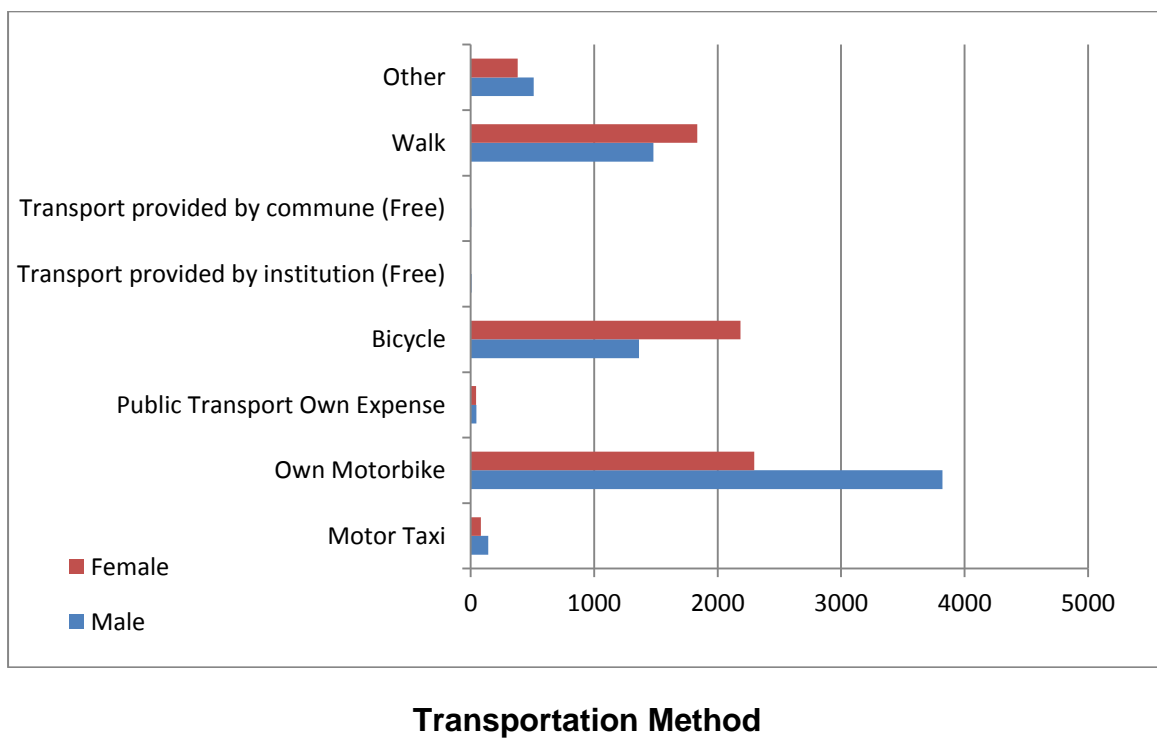
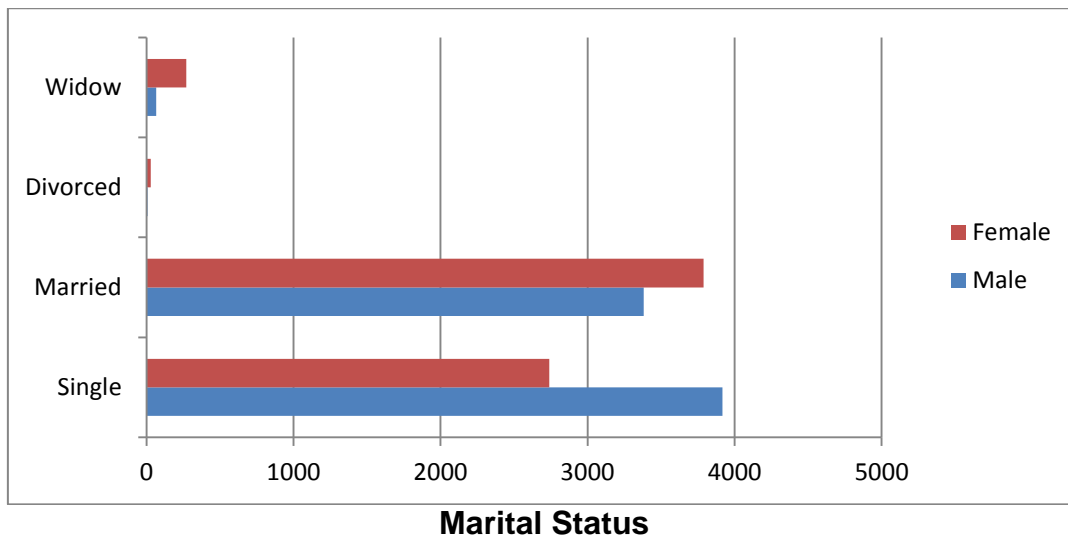
30% are ethnic minorities.

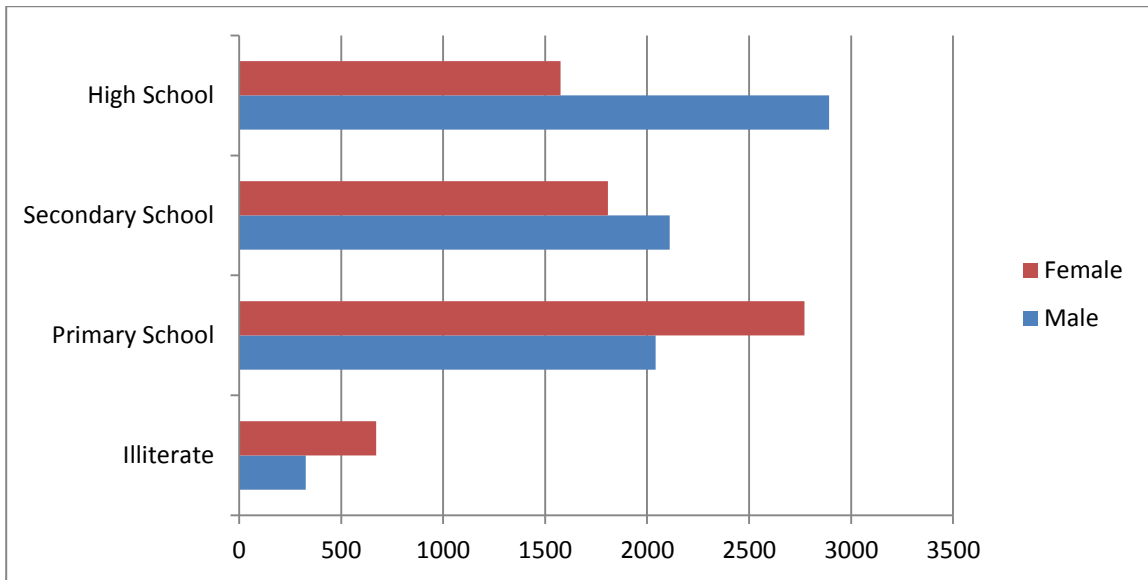


Gender Parity

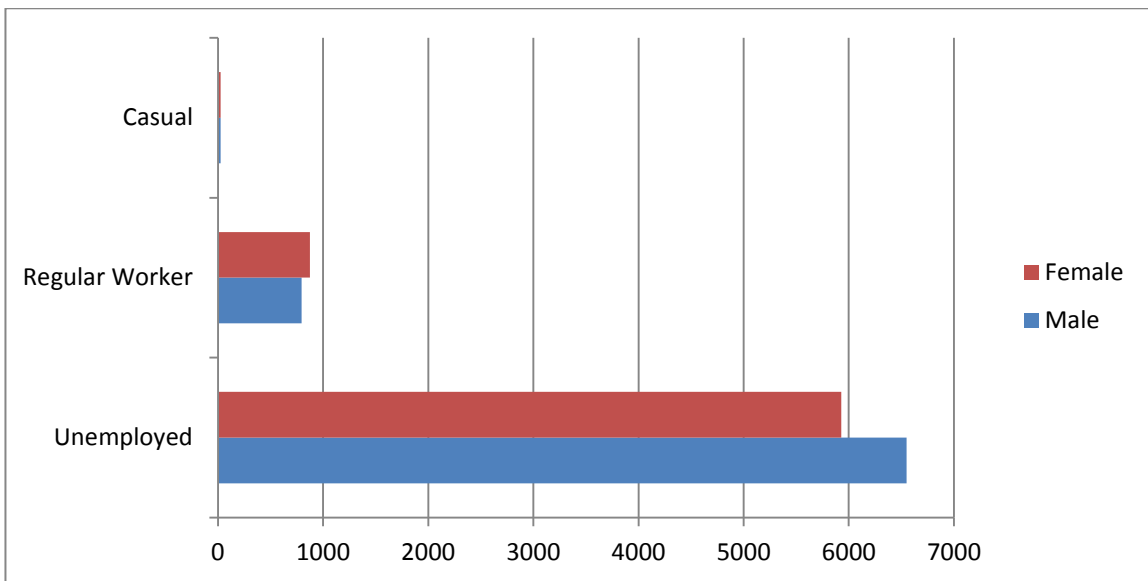


Age Range





General Education



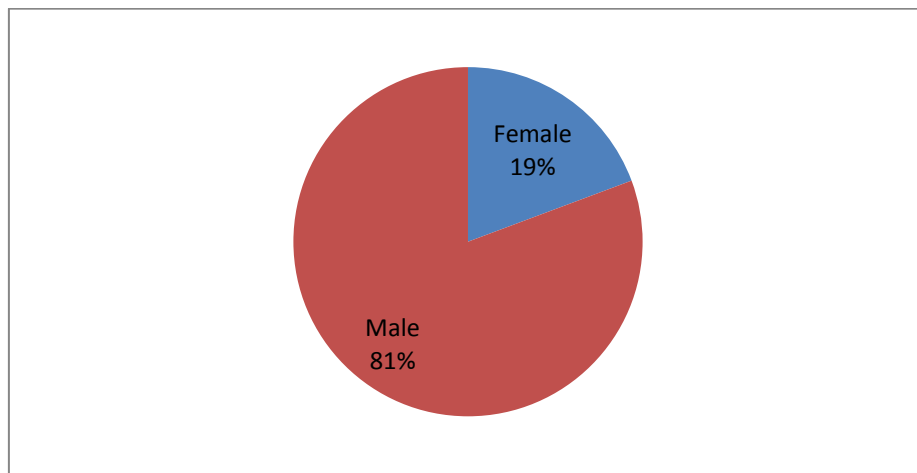
Employment Status

Appendix 12 - LONG Course Student Overview

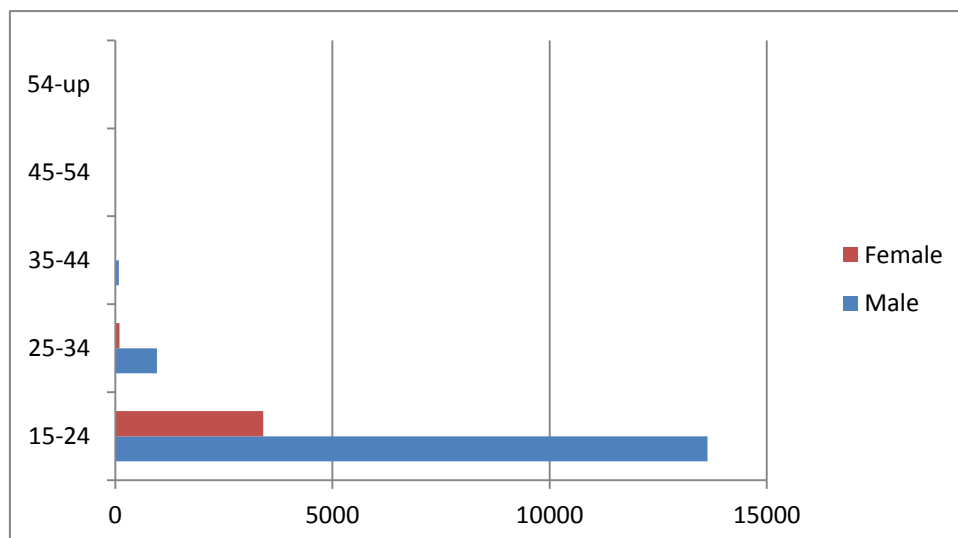
2% are orphans.

1% are disables.

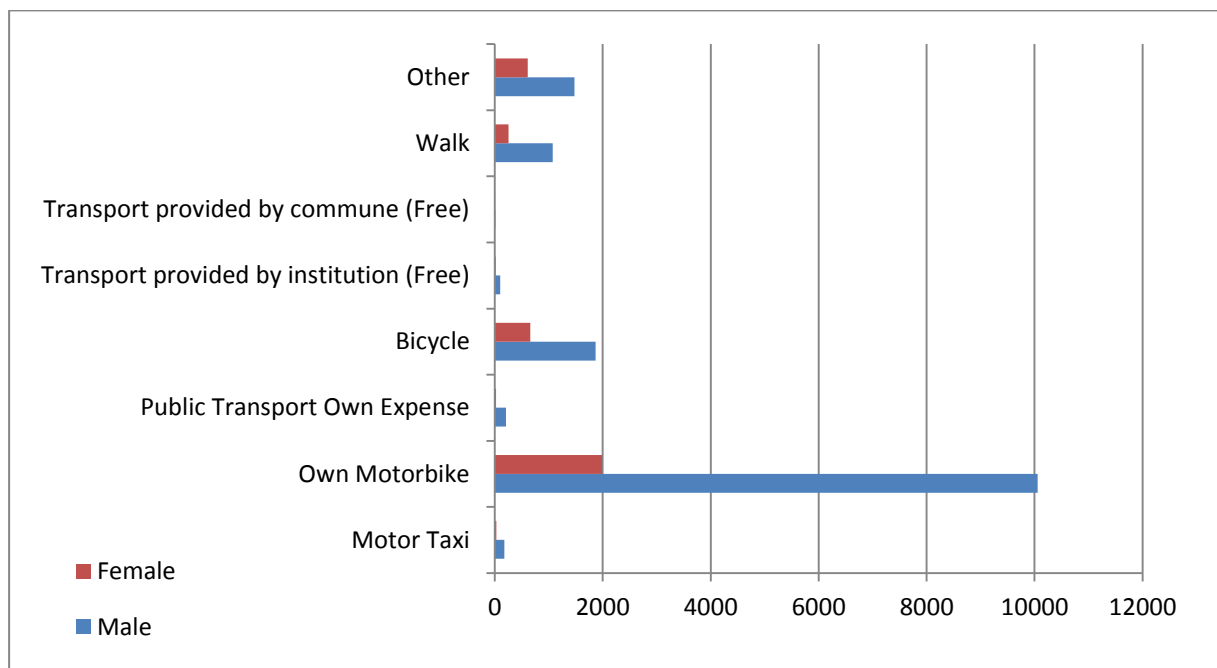
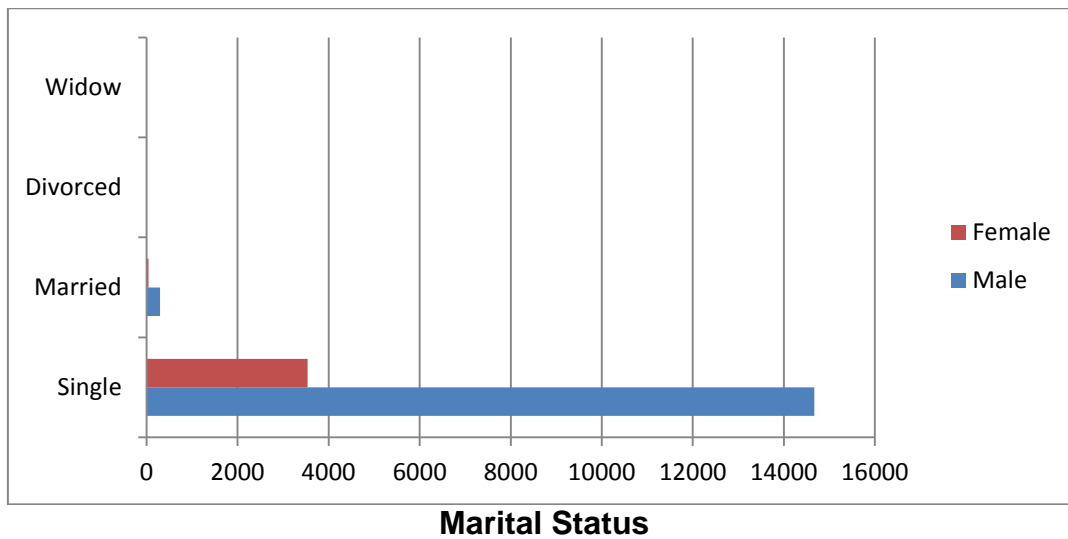
12% are ethnic minorities.

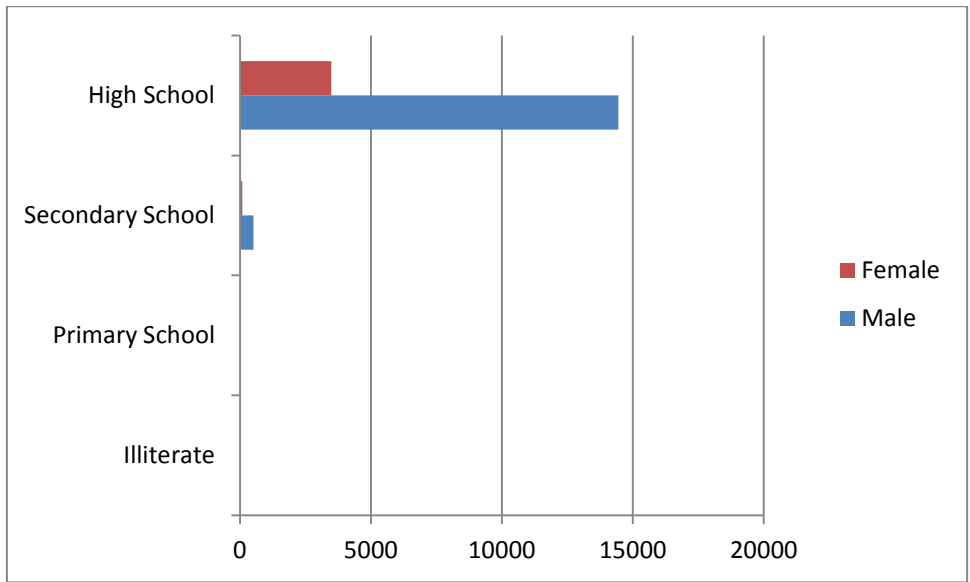


Gender Parity

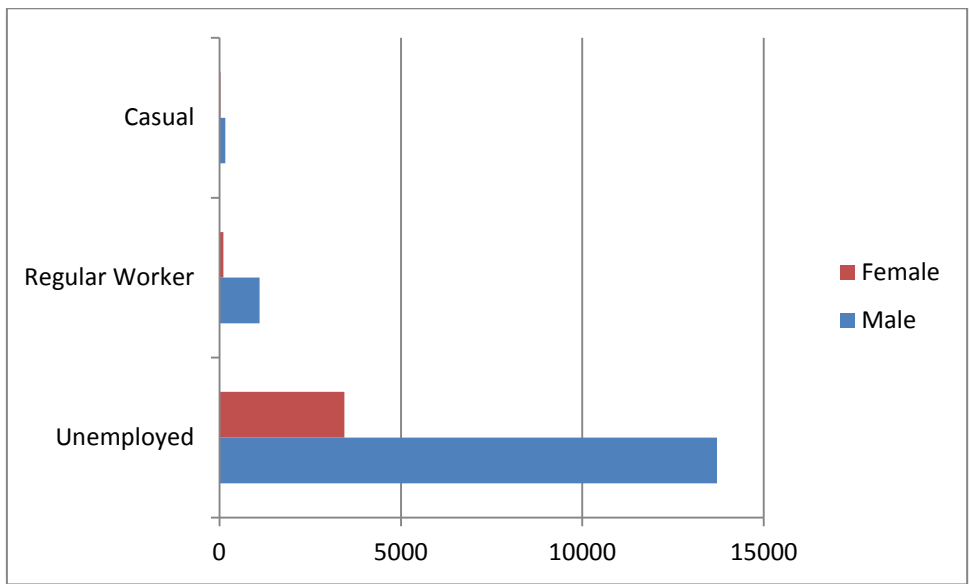


Age Range





General Education



Employment Status

Prepared by:

**Department of Labour Market Information,
Directorate General of Technical Vocational Education and Training**