



TH460B

Telehandler



Engine		
Model	Cat® 3054E	
Gross Power	74.5 kW	99 hp
Weights		
Operating Weight	11 330 kg	24,978 lb
Operating Specifications		
Rated Load Capacity	4100 kg	9,000 lb
Maximum Lift Height	13 500 mm	44.3 ft



TH460B Telehandler

Caterpillar® Telehandlers offer performance and versatility.

Operator Station

- ✓ Operators will feel relaxed and comfortable in the spacious, ergonomically designed cab. Considerable attention has been paid to control layout, making this cab an industry leader. **pg. 4**

Ease of Operation

- ✓ Ease of operation was paramount in the design of the new TH460B. The single joystick with its intuitive, modulated, hydraulic functions and the new Cat electronic machine information display are designed to maximize operator efficiency. **pg. 5**

Performance

- ✓ In its size class, the TH460B combines productivity, maneuverability and responsiveness to deliver smooth and stable performance on the job site. **pg. 6**

Serviceability and Customer Support

- ✓ The lowest operating costs in the industry – setting new standards in serviceability. Caterpillar Dealer Services enable you to operate longer with lower costs, helped by significantly extended service intervals. **pg. 10**

The TH460B is a highly versatile machine, designed to deliver maximum performance with traditional Cat reliability, durability and productivity in the toughest working conditions.





Power Train

- ✓ The TH460B is designed to perform in the toughest conditions. With its Cat 3054E engine, that is U.S. EPA Tier 2 compliant, and purpose designed Cat transmission and axles, you can depend on the TH460B to keep your job on schedule. **pg. 7**

Versatility

- ✓ The TH460B is a very versatile machine. With its optional hydraulic quick coupler and extensive range of work tools, you can simply and efficiently get the job done. **pg. 8**

Cost of Ownership

- ✓ Extended service intervals and the reduction in service parts give Cat the lowest operating costs in the industry. **pg. 9**



✓ *New Feature*



Operator Station

The operator station provides comfort and protection with excellent job site visibility and convenient, logical controls.



Intuitive Control Layout. All day operator comfort and efficiency is ensured through our simple, logical control layout.

Easy Access. Cab entry and exit is easy due to the well placed handholds and step.

Operator Protection. The machine provides full operator security with ROPS/FOPS protection.

Seat. A variety of seats are available, tailored to meet the requirements of the operator and applications.

Electronic Machine Information Display. Communicates essential technical data to facilitate easier machine operation.

Excellent Visibility. The B-Series cab has a superb viewing area due to the use of advanced virtual design techniques.

Joystick. The joystick is capable of three simultaneous boom functions making machine operation easy. All functions are fully modulated.



Ease of Operation

Ease of operation was paramount in the design of the new TH460B. The single joystick with its intuitive, modulated, hydraulic functions and the new Cat electronic machine information display are designed to maximize operator efficiency.



Joystick Control. The joystick allows three simultaneous boom functions and incorporates unique slider switches.

Two joystick control patterns are available to meet application requirements.

The joystick also operates the auxiliary hydraulic function and allows the option of a second auxiliary service for the use of work tools that require more than one hydraulic service.

Hydraulic System. The Cat Electro Hydraulic system allows all three boom functions to be operated simultaneously and proportionally. This enables precise placing of loads in challenging applications.

Auxiliary hydraulic functions are available on the joystick to allow operators to utilize more complex work tools.

A continuous flow auxiliary hydraulic supply is available for operating tools such as brooms that require continuous flow for long periods of time.

Integrated System. The Caterpillar integrated management system allows the engine, transmission and hydraulic systems to operate with maximum efficiency, control and productivity.

Flow Sharing. Three simultaneous hydraulic functions are achieved using a full flow sharing hydraulic valve. A load sensing variable displacement pump allows full hydraulic power even at low revs.



Performance

The TH460B delivers high performance to meet your specific job site needs.



Lift Height. The TH460B can effectively and quickly place bricks, roofing materials and trusses to a maximum height of 44 ft (13.5 m).

Reach. Job site obstacles present challenges demanding a machine to place loads at greater distances – the TH460B delivers.

Maneuverability. The TH460B offers excellent maneuverability due to its tight turning circle and its three different steering modes.

The TH460B has a 48 degree axle turning circle and no rear tail swing, allowing it to work productively and safely in confined areas.

Steering Modes. The TH460B offers three steering modes (two wheel, crab and circle steer) to allow an operator to easily position the machine. Steering modes are selected by a single three position rocker switch. Steering position sensors are fitted as standard to all steering modes to be changed while moving.





Power Train

Caterpillar engines, axles and transmissions give you the quality power train that you expect.

High Torque Rise Engine. The Cat 3054E Electronic engine is U.S. EPA Tier 2 compliant. While continuing to deliver maximum performance it features improved timing, reduced smoke and exceptional service improvements. For improved sound characteristics, a venturi tailpipe has been packaged inside the engine enclosure.

The cooling system has been designed to work in the most challenging conditions.

Electronic engines deliver:

- Improved low idle performance
- Improved fuel consumption
- Improved cold start
- Increased diagnostic and security capability

Transmission. The TH460B has a purpose designed Caterpillar four speed forward, three speed reverse powersyncro transmission with powershift controls.

Axles. The TH460B is fitted with Caterpillar planetary reduction axles.

For improved machine performance in difficult conditions, a differential lock is available (front axle).





Versatility

Redefine the traditional role of a telehandler with the Cat TH460B.



Quick Coupler. An IT interface is standard on the B-Series. It is available in both a manual and a hydraulic version.

For optimum versatility, machines can be equipped with the hydraulic quick coupler, allowing the operator to quickly and easily change work tools without leaving the cab.

Hydraulic Services. Machines are equipped with Auxiliary Hydraulic services, allowing the use of hydraulically operated work tools. All B-Series Telehandlers are equipped with a single auxiliary hydraulic service and continuous hydraulic flow.

Work Tools. A wide range of work tools are available to meet most job site applications.

Caterpillar Telehandler Work Tools extend the versatility of the machine. Built for performance and durability, these work tools deliver high productivity, long life and excellent value.

- Access Platform
- General Purpose Bucket (1.0 m³/1.3 yd³)
- Material Handling Bucket (1.5 m³/1.95 yd³)
- Multi Purpose Bucket (1.0 m³/1.3 yd³)
- Grapple Bucket (0.85 m³/1.1 yd³)
- Fixed Carriage
- Rotate Carriage
- Sideshift Carriage
- Swing Carriage
- Wide Carriage
- Wide Rotate Carriage
- Pallet Forks
- Block Forks
- Lift Hook
- Truss Boom
- Self-tipping Hopper
- Material Handling Arm

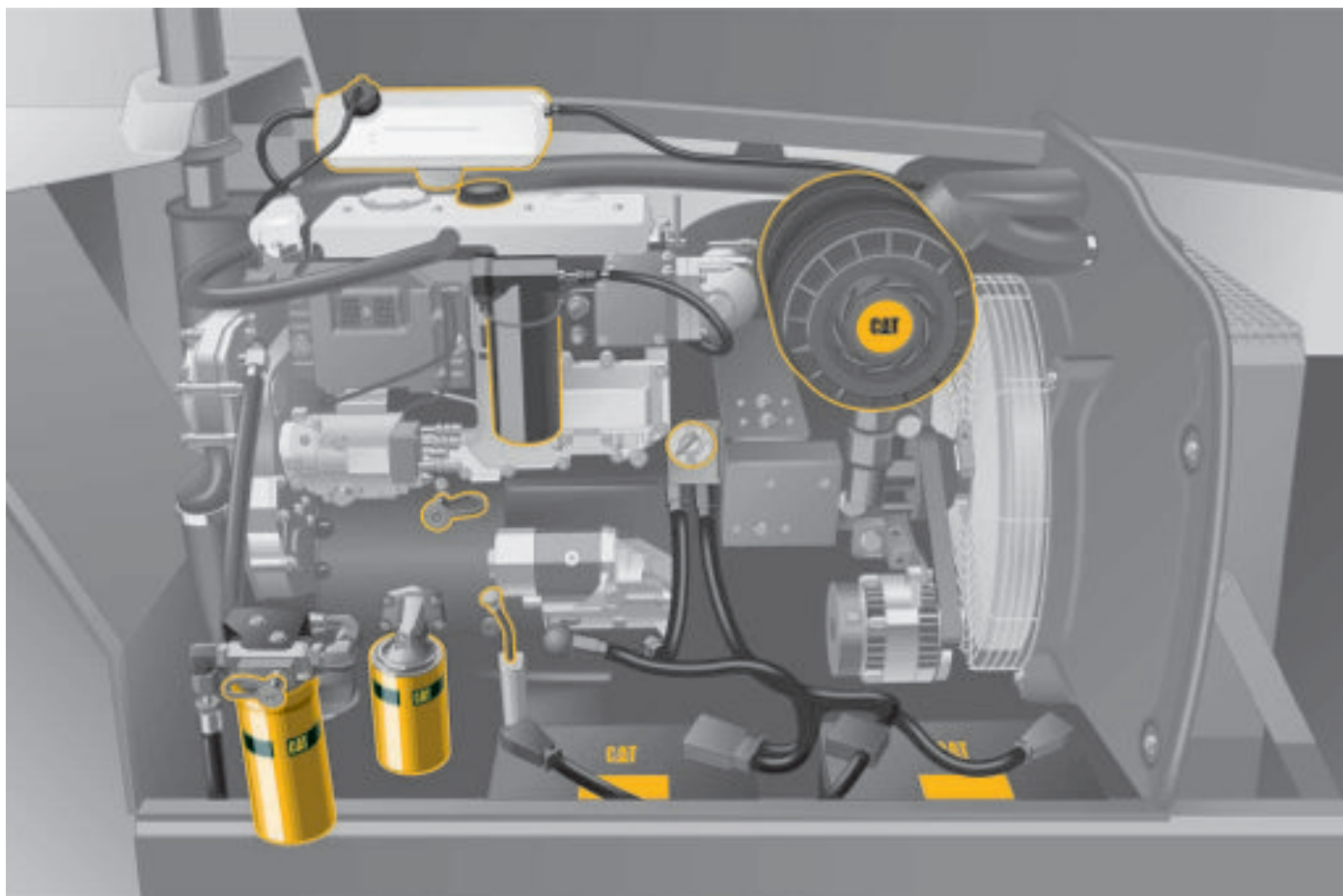
Contact your Cat dealer for additional work tool options.

Tow Hitches. A manual rear tow hitch is available as an option for off-highway towing.



Cost of Ownership

The TH460B is specifically designed to lower your owning and operating costs.



Ease of Access. Cost of ownership starts with ease of service. All Cat Telehandler service points are readily accessible and major components are easy to reach at ground level due to overall machine design.

Daily Maintenance. Routine daily maintenance is now reduced to checking fluid levels and a walkaround inspection.

Service Intervals. Engine oil, filter changes and routine lubrication are now only required every 500 hours.

Reduced Componentry. The combined hydraulic/transmission oil filter requires changing at 1,000 hours. With the reduction in the number of filters and extended service intervals, owning and operating costs are the lowest in the industry.

Machine Security System. Secure your investment with the Caterpillar Machine Security System (MSS), a programmable key system that provides optimum machine security for both fleet users and single owners.

- Keys fit all existing Cat machines (including machines without MSS)
- Each machine can store up to 50 key identifications
- Each key can be configured to operate a certain range of machines or enable operation for a certain period of time
- MSS disables machine by interacting with the machine's Electronic Control Modules (ECM)



Serviceability and Customer Support

Caterpillar Dealer Services enable you to operate longer with lower costs, helped by significantly extended service intervals.

Access. All Cat Telehandler service points, including the combined transmission/hydraulic oil filter, are readily accessible and major components are easy to reach at ground level due to the overall machine design.

A cab mounted service point allows access to the fuel fill, hydraulic oil fill, washer bottle, fuse box and cab air filter for daily checks.

Selection. Make detailed comparisons before you buy. What are the job requirements? What production is needed? What is the true cost of lost production? Your Cat Dealer can give you precise answers to these questions.

Purchase. Look at the value that the TH460B Telehandler will offer you. Consider all the flexible financing options your Cat Dealer offers as well as day to day operating costs.

Operation. Improving operating techniques can boost your profits. Your Cat Dealer has training literature and other ideas to help increase your productivity.

Maintenance. Repair options guarantee the cost of repairs up front. Diagnostic programs such as Scheduled Oil Sampling and Technical Analysis help you avoid unscheduled repairs.

Replacement. Repair, rebuild or replace? Your Cat Dealer can help you evaluate the cost involved so you can make the right choice.



Product Support. You will find high availability of parts at our dealer parts counter. Cat Dealers utilize a worldwide computer network to find in-stock parts to minimize machine downtime.

Additionally, Caterpillar offers a line of genuine remanufactured components which can help lower repair costs.

Easy Financing. Your Cat Dealer can provide a financing package to meet your needs.



Engine

Model	Cat 3054E	
Gross Power	74.5 kW	99 hp
Net Power	70.8 kW	94.9 hp
Maximum Torque	410 N·m	303 lb ft
Bore	105 mm	4 in
Stroke	127 mm	5 in
Displacement	4.4 L	268 in ³
Number Cylinders	4	
Aspiration	Turbocharged	
Rated RPM	2300	
Engine Manufacturer	Caterpillar	

- Engine is U.S. EPA Tier 2 and EU Stage II compliant.
- Maximum net power shown is the power available at the flywheel when the engine is equipped with fan, air cleaner, muffler and alternator.
- Maximum torque shown is at 1400 rpm.

Weights

Operating Weight	11 330 kg	24,978 lb
------------------	-----------	-----------

Operating Specifications

Rated Load Capacity	4100 kg	9,000 lb
Maximum Lift Height	13 500 mm	44.3 ft
Load at Max Allowable Height – No Stabilizers	1360 kg	3,000 lb
Load at Max Height – Stabilizers Down	4086 kg	9,000 lb
Load at Max Allowable Height – Stabilizers Up	1360 kg	3,000 lb
Maximum Forward Reach	9200 mm	30.2 ft
Load at Max Reach – No Stabilizers	771 kg	1,700 lb
Load at Max Reach – Stabilizers Down	1816 kg	4,000 lb
Load at Max Reach – Stabilizers Up	771 kg	1,700 lb
Top Travel Speed	40 kph	25 mph
Steering Modes	2-Wheel, Crab, Circle	

Dimensions

Height	2530 mm	8.3 ft
Width	2515 mm	8.25 ft
Wheelbase	3250 mm	10.66 ft
Length to Fork Face	5980 mm	19.6 ft
Ground Clearance	505 mm	20 in
Turning Radius over Tires	3800 mm	12.47 ft
Turning Radius over Forks	5450 mm	17.9 ft
Track	2150 mm	84.65 in
Cab Width	900 mm	35.43 in

Hydraulic System

Maximum System Pressure	250 bar	3,625 psi
Maximum Pump Flow	151 L/min	40 gal/min
Auxiliary Hydraulic Supply	90 L/min	24 gal/min
Pump Type	Variable Displacement Axial Piston Pump	

Service Refill Capacities

Fuel Tank	99 L	23 gal
Hydraulic Tank	64.5 L	15 gal

Transmission Speeds

Forward – 1	6 kph	4 mph
Forward – 2	12 kph	7 mph
Forward – 3	20 kph	13 mph
Forward – 4	40 kph	25 mph
Reverse – 1	6 kph	4 mph
Reverse – 2	12 kph	7 mph
Reverse – 3	20 kph	13 mph

Boom Performance

Boom Up	17 Seconds
Boom Down	13 Seconds
Tele In	14 Seconds
Tele Out	14 Seconds
Crowd Forward (dump)	3 Seconds
Crowd Backward	3 Seconds
Combined – Up and Out	36 Seconds
Combined – Down and In	20 Seconds
Boom Control	Joystick
Number of Sections	3
Maximum Boom Angle	75.3°
Minimum Boom Angle	–3°


Brakes

Foot Brake	4-wheel
------------	---------

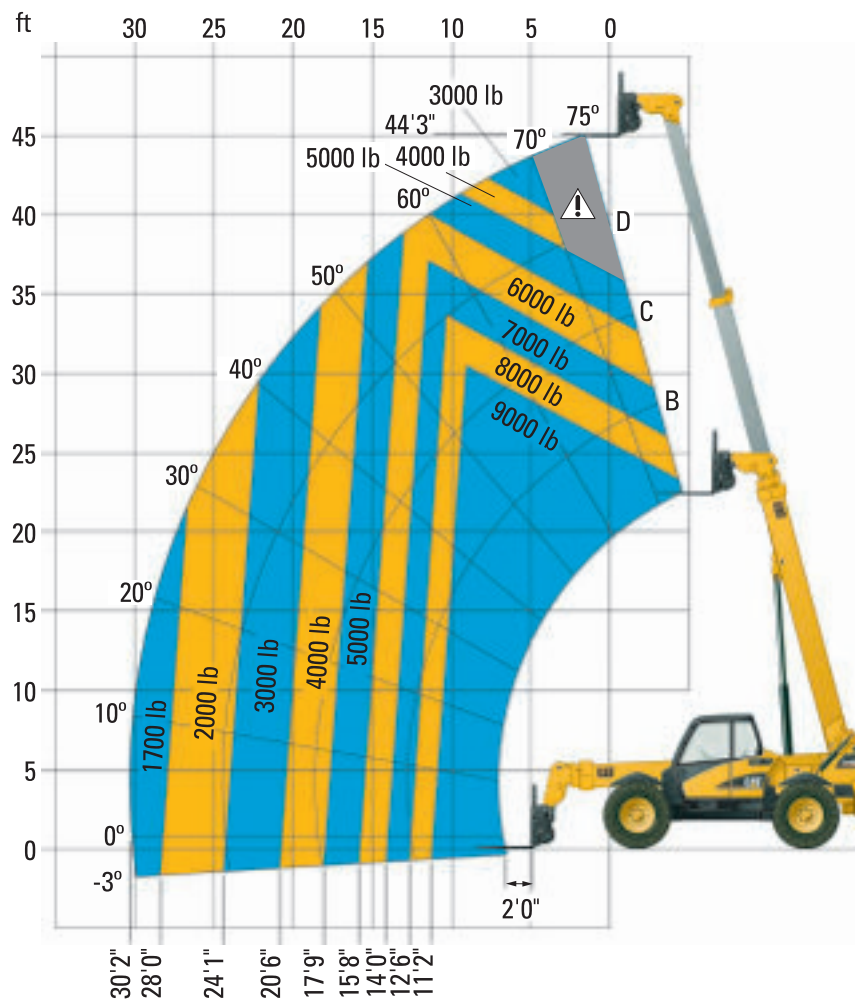


Dimensions

All dimensions are approximate.

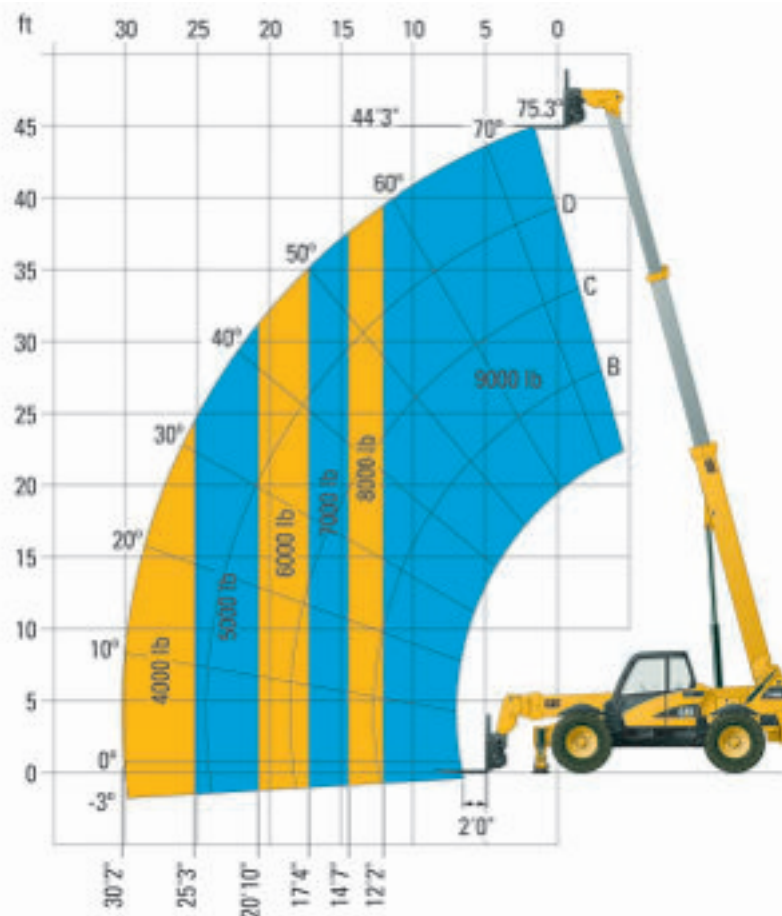
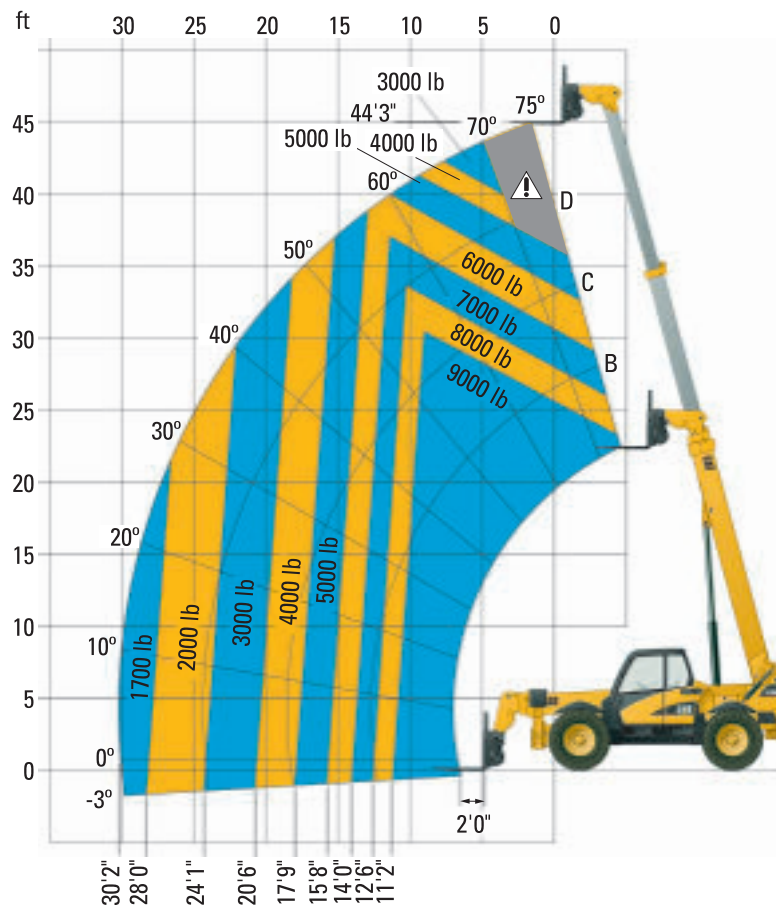


Load Charts and Dimensions





Load Charts and Dimensions (continued)





Standard Equipment

Standard equipment may vary. Consult your Caterpillar dealer for details.

TELESCOPIC BOOM

- Wear pads, non-metallic
- Lock valve on hydraulic cylinders
- Boom angle indicator
- Single auxiliary to the boom head

ELECTRICAL

- Alternator, 90-amp
- Anti-restart key switch
- Battery, maintenance-free, 12 volt, 750 CCA with disconnect
- Horn
- Alarm, backup
- Electronic Control Module
- Power sockets, 12 volt internal and external
- Caterpillar Electronic Technician diagnostic connection

OPERATOR STATION

- Canopy, ROPS/FOPS
- Joystick, electronic
- Adjustable joystick wristrest
- Low step, grab bars
- 2-way adjustable vinyl suspension seat, 50 mm (2 in) seat belt, document pouch
- Steering wheel spinner knob
- Floor mat
- Right and left side rear view mirror
- Service door, cab air intake filter, fuel fill, hydraulic fill, level indicator, fuse panel and washer fill
- Instrument cluster with power train and system monitor, steering alignment indicator, fuel gauge, engine oil temperature gauge, engine water temperature gauge, hydraulic transmission temperature, SMU and air filter blockage indicator
- 2-piece entry door
- Cup holder
- Fixed steering column
- Boom lights

POWER TRAIN

- Engine, Cat 3054E (U.S. EPA Tier 2 compliant)
- Air cleaner, dual element and filter condition indicator
- Self aligned steering
- Thermal starting aid
- Water separator
- Transmission, Caterpillar 4 forward/3 reverse Powersyncro
- Direction change, single lever, column mounted
- Spin-on filters: engine oil filter, hydraulic/transmission filter
- Axles, Caterpillar; planetary drive, full time mechanical 4-wheel drive, integrated steer cylinders protected above axles, with steer sensors
- Steering, power assisted, enclosed oil disc brakes, front axle
- Parking brake, dry disc with transmission disconnect

STRUCTURE

- Chassis, frame level
- Mechanical quick coupler

ANTI-FREEZE

- Anti-freeze, extended life -36° C (- 34° F)

TIRES

- Cat brand 14.00-24

OTHER EQUIPMENT

- Integrated lift and tie down points
- Padlock on power module
- Retrieval point
- Standard Cat color paint
- Continuous flow hydraulics



Optional Equipment

Optional equipment may vary. Consult your Caterpillar dealer for details.

TELESCOPIC BOOM

Hydraulic quick coupler

ELECTRICAL

Light packages: boom lights, roading lights, cab lights

Alternator, 105 amps

Dual battery

Engine heater block, 120V/750 Watts

OPERATOR STATION

Enclosed cab

Air conditioning

Heater

Seats: cloth suspension, cloth air-suspension

Headliner

Sun visor

Screen guard

Additional mirror packages

Rear wash/wipe

Machine Security System (MSS)

Beacon, magnetic mount

Adjustable steering column

Radio ready

75 mm (3 in) retractable seat belt

POWER TRAIN

Differential lock

STRUCTURE

Stabilizers

ANTI-FREEZE

Anti-freeze, extended life -50° C (-58° F)

TIRES

14.00-24 SGG Goodyear

14-24 Cat (Arnco ReSeal)

14-24 Cat

14-24 Cat foam filled

OTHER EQUIPMENT

Fenders

Lockable storage drawer

Steering cylinder lock

WORK TOOLS

Access Platform

Carriage: standard, rotate, wide frame, wide frame (rotate), side-shift, swing

Forks:

- Pallet forks 50 × 100 × 1220 mm (2 in × 4 in × 48 in)

- Block forks 51 × 51 × 1219 mm (2 in × 2 in × 48 in)

- Pallet forks 51 × 102 × 1524 mm (2 in × 4 in × 60 in)

Buckets:

- General Purpose 1.0 m³ (1.3 yd³)

- Material Handling 1.5 m³ (1.95 yd³)

- Multi Purpose 1.0 m³ (1.3 yd³)

- Grapple 0.85 m³ (1.1 yd³)

Material Handling Arm

Self-tipping Hopper, 1.2 m³ (1.56 yd³)

Lifting Hook

Truss Boom

OTHER ATTACHMENTS

Hitch, manual rear-tow



TH460B Telehandler

For more complete information on Cat products, dealer services,
and industry solutions, visit us on the web at www.cat.com

© 2005 Caterpillar
All Rights Reserved
Printed in U.S.A.

Materials and specifications are subject to change without notice.
Featured machines in photos may include additional equipment.
See your Caterpillar dealer for available options.

CAT, CATERPILLAR, their respective logos and "Caterpillar Yellow," as well
as corporate and product identity used herein, are trademarks
of Caterpillar and may not be used without permission.

AEHQ5492-02 (7-05)
Replaces AEHQ5492-01