

Terreon® Lav Deck™

Model LD-3010/MOD

- ADA and ANSI Compliant
- Custom Models
- Lavatory Deck (Countertop) with or without Integral Bowls
- Bowl(s) and Deck (Countertop) are constructed of Terreon® Solid Surface Material
- Available in 24 Colors
- Select a Bradley Faucet or faucet by others
- Optional Integral Bowl(s), Side Aprons, Side Splashes, Coved Backsplash and Deck Mounted Soap Dispensers, and Single Station Trap Covers

Specifications

The Terreon Lav Deck Model LD-3010/MOD Series can accommodate multiple users. Model LD-3010 Lav Decks feature a solid surface counter top with optional integral 13" x 16" oval bowl(s). The Terreon® Lav Deck comes equipped with drillings for either 4" centerset, 8" centerset or centershank faucet drillings, or can be equipped with optional Bradley (or faucets by others) faucets. Optional side aprons, side splashes, a coved backsplash, front apron and deck mounted soap dispensers are available.

Construction

Counter Top/Bowl

Constructed of Terreon®, a densified solid surface material composed of polyester resin. Terreon® is resistant to chemicals, stains, burns, and impact. Surface damage can be easily repaired with everyday cleansers or fine grit abrasives.

Mounting Options

Terreon® Lav Decks are designed for a variety of mounting options which include concealed arm carriers (supplied by others), stainless steel mounting brackets with a Terreon® strip or traditional wall cleating. These mounting options eliminate the need for casework options beneath the deck.

Single Station Trap Cover (LD-TRAP)

The Single Station Trap Cover is constructed of 22 gauge type 304 stainless steel with a #4 finish and is mounted with (4) 1/4"-20 fasteners (supplied by others) into (4) wall anchors (supplied by others).

Seaming

Seaming is required for Lav Decks with a total length over 120". Seaming is the process of joining two or more solid surface components together with an inconspicuous seam. It is recommended that seaming be done by professional solid surface fabricator. Optional adhesive seam kits, available from Bradley, are made to match any Terreon® color.

Code Compliance and Certifications

ANSI Standards:

Terreon® is NAHB certified to meet ANSI Z124.3, Z124.6 and ANSI/ICPA SS-1-2001.

Document N. 1092a

This information is subject to change without notice.
© 2010 Bradley Corporation
4-27-2010 (7 Pages Total)



Model LD-3010-2/MOD
with optional
Deck-Mounted Faucets, other
optional selections also shown

c/UPC Approval:

The Terreon® Lav Decks are Uniform Plumbing Code (c/UPC) approved through the International Association of Plumbing and Mechanical Officials (IAPMO).

Standard Height Mounting

To comply with ADA, the rim height of the LD-3010 Lav Deck, and at least one bowl, must be 34" above the finished floor. To be completely ADA compliant, the Terreon® Lav Deck must be equipped with ADA compliant faucets and trap cover. Always review local codes for compliance

Juvenile Height Mounting

The standard LD-3010 Lav Deck mounted with counter surface no higher than 31" is compliant with ADA Accessibility Guidelines for Building and Facilities: Building Elements Designed for Children's use; Final Rule. Always review local codes for compliance



Sample Specification

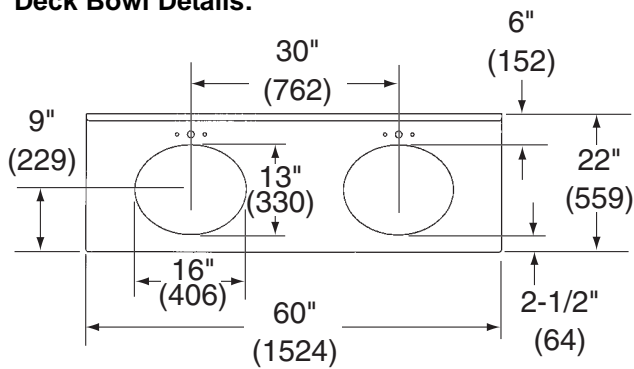
The multiple integral solid surface counter top and bowl shall be Bradley Terreon® Lav Deck Model LD-3010/MOD 65" x 22" with a 3" coved backsplash and 3" front apron (other units available). The integral top and bowl shall provide two hand washing stations. Each hand washing station mounted at standard height shall comply with ANSI and ADA accessibility standards.

- Deck and bowl material for each station shall be constructed of NAHB certified Terreon®, complying with ANSI Z124.3, Z124.6 and ANSI/ICPA SS-1-2001. Bowl finish shall be a decorative stone.
- Deck Color: Empire Gray (other colors available)
- Bowl Color: Designer White (other optional colors available)
- Unit to be supported by Stainless Steel Mounting Brackets with a Terreon® strip
- Each bowl's plumbing shall be concealed by a model LD-TRAP Single Station Trap Cover

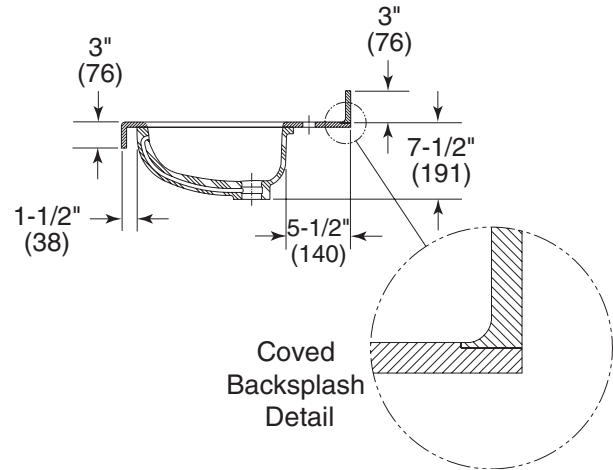


P.O. Box 309, Menomonee Falls, WI 53052-0309
Phone 1-800-BRADLEY FAX 262-251-5817
<http://www.bradleycorp.com>

Deck Bowl Details:



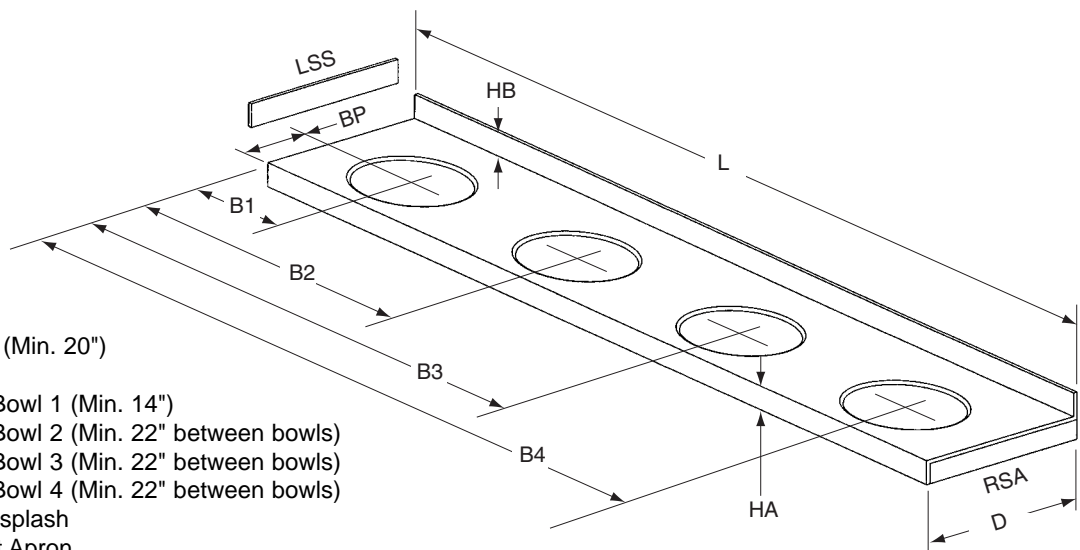
LD-3010-2 Shown



Coved
Backsplash
Detail

Key:

- L** = Length of Deck
- D** = Depth of Deck (Min. 20")
- BP** = Bowl Position
- B1** = Placement of Bowl 1 (Min. 14")
- B2** = Placement of Bowl 2 (Min. 22" between bowls)
- B3** = Placement of Bowl 3 (Min. 22" between bowls)
- B4** = Placement of Bowl 4 (Min. 22" between bowls)
- HB** = Height of Backsplash
- HA** = Height of Front Apron
- LSA** = Left Side Apron
- RSA** = Right Side Apron
- BSA** = Both Side Aprons
- LSS** = Left Side Splash
- RSS** = Right Side Splash
- BSS** = Both Side Splashes



LD-3010-4 Shown
with optional Right Side
Apron and Left Side Splash

How do I decide what to select? While there are many options to choose from each can be EASILY selected. Use the pictures and examples to guide you!

Job Name: _____
Location: _____
Bradley Rep: _____
Date: _____

Minimum Deck Lengths and Depths Chart		
Mounting Options	Minimum Length of Deck	Minimum Depth of Deck
None (Mounting by Others)	21"	20"
TBRKT (Brackets with a Terreon Strip)	28"	20"
SLV (Carrier Sleeves)	28"	20"

		<div>Length of Deck</div> <div>Depth of Deck</div> <div>Position of Bowl(s)</div> <div>Placement of Bowl 1</div> <div>Placement of Bowl 2</div> <div>Placement of Bowl 3</div> <div>Placement of Bowl 4</div> <div>Height of Backsplash</div> <div>Height of Sidesplash(es)</div> <div>Height of Front Apron</div> <div>Height of Side Apron(s)</div>										
Qty. of Decks	Modified	L	D	BP	B1	B2	B3	B4	HB	HSS	HA	HSA
	<input type="checkbox"/> No Bowls											
	<input type="checkbox"/> 1 Bowl											
	<input type="checkbox"/> 2 Bowls											
	<input type="checkbox"/> 3 Bowls											
	<input type="checkbox"/> 4 Bowls											
	<input type="checkbox"/> 5 Bowls											

Step One

How many bowls do I need in my lav deck?

- 13" X 16" oval bowls

Look at these boxes for examples!

☒ 3 Bowls

Step Two

How many decks do I want?

- Enter the quantity in the appropriate box

2

Step Three

What is the deck length?

- Look at the minimum deck lengths and depths chart
- Enter the length of the deck in the appropriate box
- Maximum length is 120"
- When an overall deck length is greater than 120", seaming is required
- When seaming decks, fill out a separate form for EACH deck
- Seaming should be performed by a Solid Surface fabricator
- All dimensions must be to the nearest 1/4."

L: 93"

Step Four

What is the deck depth?

- 22" is the most common depth
- All dimensions must be to the nearest 1/4".

D: 22"

Document No. 1090

This information is subject to change without notice.
4-27-2010 (7 Pages Total)

Step Five

What is the bowl position?

- Look at the bowl position chart
- See LS1090.2 for clarification

BP: 9"

Suggested Bowl Position Chart

Depth of Deck	Suggested Bowl Position
20" - 23"	9"
23-1/4" - 26"	10"

Step Six

How do I select the placement of a bowl?

- Look at the minimum bowl placement chart
- Specify the bowl placements from left to right

B1: 16"
B2: 46"
B3: 76"

Minimum Bowl Placements Chart

Bowl Quantity	Mounting Options	
	SLV (Carrier Sleeves)	TBRKT (Brackets with a Terreon Strip)
Bowl One	14"	13"
Bowl Two	36"	34"
Bowl Three	58"	55"
Bowl Four	80"	76"

Step Seven

How do I pick the heights of splash(es) and/ or apron(s)?

Backsplash

- A 3" coved backsplash is standard
- A backsplash 5" or less is coved
- A backsplash exceeding 5" is not coved and is shipped loose

HB: 3"

Side Splash

- A 3" side apron is standard
- Side splashes are shipped loose
- Side splashes are an additional charge
- Height of the backsplash and side splash must be the same (if different, a submittal drawing is required)

HSS: 3"

Front Apron

- A 3" front apron is standard
- 5" is the maximum height

HA: 3"

Side Apron

- A 3" side apron is standard
- Side aprons are shipped attached
- Side aprons are an additional charge
- Height of the front apron and side apron must be the same (if different, a submittal drawing is required)

HSA: 3"

Step Eight

How can I conceal plumbing?

Single Station Trap Cover

- Lav Decks must have the following dimensions to utilize the Single Station Trap Cover

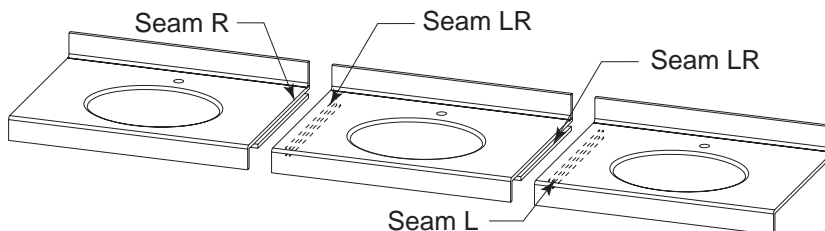
Mounting Options	Minimum Distance from Bowl Center to Side of Deck	Minimum Distance between bowls to accommodate usage of the LD-TRAP	Deck Depth
TBRKT (Brackets) with a Terreon Strip)	14"	28"	22" – 24"
SLV (Carrier Sleeves)	14"	28"	22" – 24"

Standard Selections

Seaming Options (Must Select One):

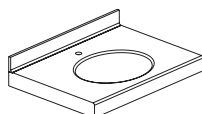
Note: Applications exceeding 120" will require two decks to be seamed/ joined on the jobsite. For more information, contact your local Bradley Representative.

- ☐ **NONE** No Seam Required
- ☐ **SEAM-R** Seam on the right
- ☐ **SEAM-L** Seam on the left
- ☐ **SEAM-LR** Seam on Both sides

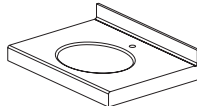


Side Apron Options: (Must Select One):

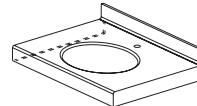
- ☐ **LSA** Left Side Apron
- ☐ **RSA** Right Side Apron
- ☐ **BSA** Both Side Aprons
- ☐ **NSA** No Side Aprons



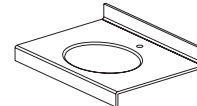
LSA



RSA



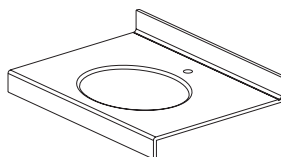
BSA



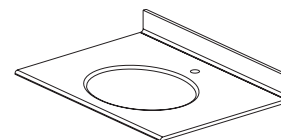
NSA

Front Apron Options: (Must Select One):

- ☐ **FA** Front Apron
- ☐ **NFA** No Front Apron



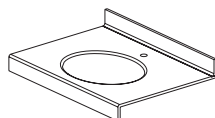
FA



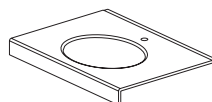
NFA

Backsplash Options (Must Select One):

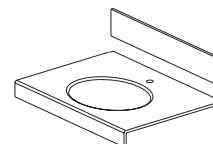
- ☐ **BS** Backsplash
- ☐ **NBS** No Backsplash



BS



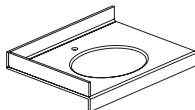
NBS



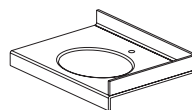
BS GREATER THAN
5" SHIPPED LOOSE

Side Splash Options (Shipped Loose):

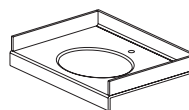
- ☐ **LSS** Left Side Splash
- ☐ **RSS** Right Side Splash
- ☐ **BSS** Both Side Splashes
- ☐ **NSS** No Side Splashes



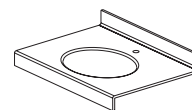
LSS



RSS



BSS



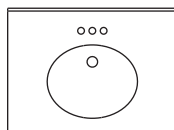
NSS

Continued

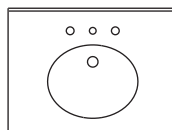
Standard Selections....Continued

Drilling Options (Must Select One): *

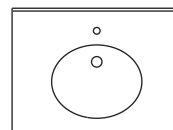
- ☐ **4" SET** 4" Centerset
☐ **8" SET** 8" Centerset
☐ **SHANK** Centershank
☐ **NFD** No Drilling



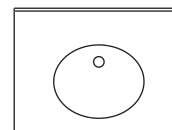
4" SET



8" SET



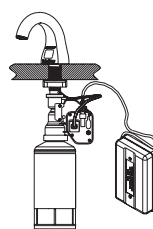
SHANK



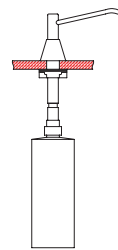
NFD

Soap Dispenser (Must Select One):

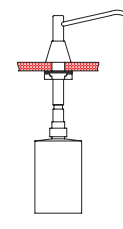
- ☐ **6315** Sensor Operated Soap Dispenser
Note: Soap bottle must be ordered separately.
 Reference 6315 (Document #8633) for more details.
☐ **6324** 16oz Plastic Globe, 4" Spout
☐ **6324-67** 16oz Stainless Steel Globe, 4" Spout
☐ **6324-68** 32oz Plastic Globe, 4" Spout
☐ **NSD** No Soap Dispenser
☐ **SDO** Soap Drilling Only (Not available with 8" set Drilling Option)



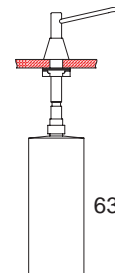
6315



6324



6324-67



6324-68

Color of Terreon® Deck (Must Select One):

Standard Colors:

- ☐ **E-GRAY** Empire Gray
☐ **BONE** Mesa Bone
☐ **CHAR** Charcoal Gray
☐ **DS-WHT** Designer White

- ☐ **JADE** Jade
☐ **FIESTA** Fiesta
☐ **PEP-WHT** Peppered White
☐ **SAND** Sandtrap
☐ **WHT-SAND** White Sand

- ☐ **LONDON** London Gray
☐ **GRAPH** Graphite
☐ **LANNON** Lannonstone
☐ **COBBLE** Cobblestone
☐ **O-TAUPE** Organic Taupe

Designer Colors: **

- ☐ **ARC-CHIP** Arctic Chip
☐ **S-SAGE** Summer Sage
☐ **RIVER** Riverstone
☐ **MYSTIC-M** Mystic Moss

- ☐ **STAR-D** Stardust
☐ **COFFEE** Coffee Bean
☐ **CORN** Cornfield
☐ **BLUESKY** Blue Sky

- ☐ **HILLSIDE** Hill Side
☐ **MOUNTAIN** Mountain Top

Will Tempered Water Be Supplied to This Unit? (Must Select One):

*Note: This question must be answered to determine bowl color options (see below).

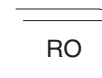
- ☐ **TEMP** Tempered (less than 110°F or 43°C)
☐ **NO-TEMP** Not Tempered

Color of Terreon Bowl (Must Select One):

- ☐ **SAME** Same as Deck (Requires Tempered Water)
☐ **DS-WHT** Designer White
☐ **BONE** Mesa Bone
- ☐ **LONDON** London Gray
☐ **O-TAUPE** Organic Taupe

Style of Edging (Must Select One):

- ☐ **RO** Roundover
☐ **BV** Beveled
- Note:** Edging style applies to front edge of back-splash, front edge of front apron and to front edge of side aprons and splashes.



RO



BV

Mounting Options (Shipped Loose):

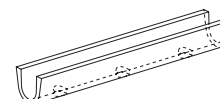
- ☐ **SLV** Carrier Sleeves
☐ **TBRKT1** Mounting Bracket(s) with Terreon Strip (Decks up to 23" deep)
☐ **TBRKT2** Mounting Bracket(s) with Terreon Strip (Decks 23-1/4" - 26" deep)
☐ **NONE** Customer Supplied Mounting



TBRKT1



TBRKT2

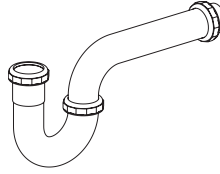


SLV

Optional Items Available To Complete The Terreon Lav Deck

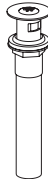
P-Trap (Optional):

☐ **P-TRAP** Chrome-Plated Brass P-Trap



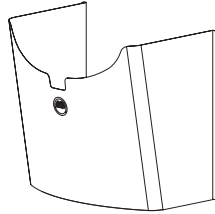
Drain Assembly (Optional):

☐ **D-ASSY** Drain, Strainer, and Tailpiece



Single Station Trap Cover (Optional):

☐ **LD-TRAP** Stainless steel trap cover



Terreon® Adhesive Seam Kit (180 Day Shelf Life):

☐ **AS-K** Adhesive Seam Kit Color _____ Qty _____
(1 Adhesive Seam Kit recommended per seam)

* For more information on Faucets, Valves, Transformers, and Cabinets, please refer to the Faucet Section of the Bradley Plumbing Fixtures Catalog or <http://www.bradleycorp.com>

** Designer colors available at an additional charge.