

**This document is a SAMPLE and only contains 10 select pages from the Armor of God Bible Study.
The full Armor of God Study contains 49 pages.**



Thank you for purchasing the Armor of God Bible Study for your child!

God's Word tells us that we wrestle not against flesh and blood, but against spiritual forces and darkness. Every believer is in a war with Satan and his army. We know that God does not send us into battle without armor, and we certainly don't want to send our children into the battle without that same armor! Through the Power of God, your child is more than equipped to handle the enemy since we can be sure that our enemy has been defeated by our Lord Jesus Christ. But until His return, Christians will continue to face rage and warfare from their adversary, the devil. This study will help your child understand the different parts of their armor and how they play a role in the battle against Satan. It will also offer scriptural insights into each piece of the *armor of God* and help them see how vital it is that they understand and take advantage of the tools God has given them.

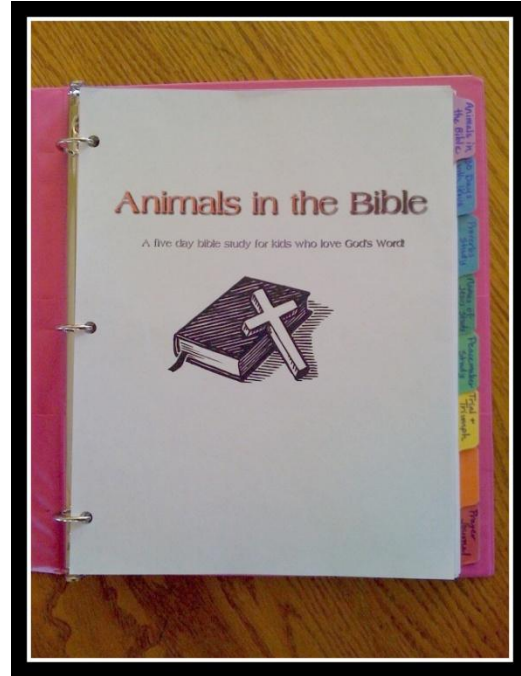
Spiritual battles can manifest themselves in your child's daily life through relational conflict, temptations to sin, persecution, illness, doubt and even death. In these and other situations, our enemy would have your child turn from God in fear or frustration instead of drawing near to God and waiting on Him. Thankfully, our King has not left us or our children to fend off the devil, the world, and our sinful flesh by ourselves. He has provided the Holy Spirit to guide your child into all truth, and He has put at their disposal the most powerful arsenal of weapons known to mankind: The Armor of God.

We hope and pray this study will help equip your child to engage in the spiritual battles around them, strengthen their faith and to rest in the Truth of God's Word!

Getting Started

If you have purchased any of the bible study volumes from Quiet Times for Kids, then your child will have already made a Bible Study Notebook. If that is the case, simply print out one copy of pages 5-30 of this document for each child and insert them in the binder behind a divider labeled, 'Armor of God Study'.

If you are new to Quiet Times for Kids, the first thing you will do is to make a Bible Study Notebook for each of your children. We recommend that you use a binder with a 1 inch spine or bigger. You will also need a set of tabbed dividers to separate each of the individual studies that your child completes. In the back of this file you will find a printable Bible Study Notebook cover page that you can insert in the front cover of the binder. Print the cover page out and sit down with your child as they write their name and decorate their cover page. This binder will become a real treasure to you and your child as you see the progress and growth your child makes. It also can be a sweet testimony to the faithfulness of God's Word and an evangelistic tool as your child shares it with friends, family and neighbors.



* Feel free to visit www.quiettimesforkids.com to download your free copy of the study 'Animals in the Bible' to add to your child's Bible Study Binder.

Armor of God Cubes

You will notice that in many of the studies your child will be given directions to make some 3D 'Armor of God Cubes'. This is a simple craft activity that will help your child remember and retain some of the scriptures and principles they will learn in this study. The only supplies you will need for these cubes are some cardstock paper and glue. They will also be making a box to hold all of their 'Armor of God Cubes'.

Lego Bible Dioramas

The other assignment your child will be given is to create their Lego Bible Dioramas. These are another creative way to get your child engaged in their Bible study and are especially good for boys as they all seem to love Legos! At the end of each week your child will be asked to create a Lego Bible Diorama illustrating one verse that stood out to them that week. While we encourage your child to use legos to create these, they are also free to use other props you may have around the house or to make up their own.

Table of Contents

WEEK ONE - Belt of Truth – *Knowing* the truth of God's Word

- Day One - Who is the Truth? The truth about God
- Day Two - Who am I? The truth about you
- Day Three - How does the Truth protect us?
- Day Four - The power of the Truth
- Day Five - Truth in the battle

WEEK TWO - Breastplate of Righteousness – *Doing* what God says is right

- Day One - What is righteousness?
- Day Two - Where does righteousness come from?
- Day Three - Am I righteous?
- Day Four - What does righteousness do in my life?
- Day Five - The paths of righteousness

WEEK THREE - Shoes of Peace – *Proclaiming* to others the peace of God

- Day One - What is the peace of God?
- Day Two - What kind of peace does God give?
- Day Three - What must we do to have the peace of God?
- Day Four - How do I share this peace?
- Day Five - What must I do to be ready?

WEEK FOUR - Shield of Faith – *Believing* God gives you his power to obey

- Day One - What is faith?
- Day Two - Faith vs. Fear
- Day Three - Faith in the battle
- Day Four - Faith to obey
- Day Five - How does faith work as a shield?

WEEK FIVE - Helmet of Salvation – *Walking* in God's free gift of salvation

- Day One - What is salvation?
- Day Two - Where does salvation come from?
- Day Three - How do I hope in salvation?
- Day Four – Proclaiming His Salvation
- Day Five - Thanking God for His salvation

WEEK SIX - Sword of the Spirit – *Battling* in the power of the Holy Spirit daily

- Day One - What exactly is the sword?
- Day Two - Using God's Word in battle
- Day Three - Fighting the enemy with God's Word
- Day Four - Where does our power come from?
- Day Five - Learning to love God's Word



Week One

The Belt of Truth - *Knowing the Truth of God's Word*

Day One - Who is Truth? The Truth about God



Putting on the Belt of Truth means that we know and live in the truth about God's Word

Read John 14:6 and write it out here:

What does John 14:6 tell us about who the Truth is?


Read 2 Timothy 2:15

What do you think this verse is referring to when it mentions the word of truth?

How can you learn to correctly handle the word of truth in your life?

These two verses tell us that both the person of Jesus Christ is the truth and the Word of God is the truth.
Write out a prayer thanking God for His Word and for His Son:

Activity: Today you will be making your Armor of God Box. Follow the directions on the next page to do this.



Directions: Remove this page from your notebook. We recommend copying this image onto cardstock paper to make your box and then put this page back in your notebook in case you want to make another one. Cut along the outside lines only and fold each line. Glue the tabs to form your box. Keep your box in a safe place so that you can store all your Armor of God Cubes in it!



Week One

*The Belt of Truth - **Knowing** the Truth of God's Word*
Day Two - Who am I? The Truth about You



Look up each Scripture verse below and draw a line to match it to the truth about you:

Psalms 139:14a

I am called a friend of Jesus

Romans 8:37

I am accepted/ received by Christ

1 John 4:10

I am more than a conqueror

John 1:12

I am loved by God

John 15:15

I am a child/son of God

Romans 15:7

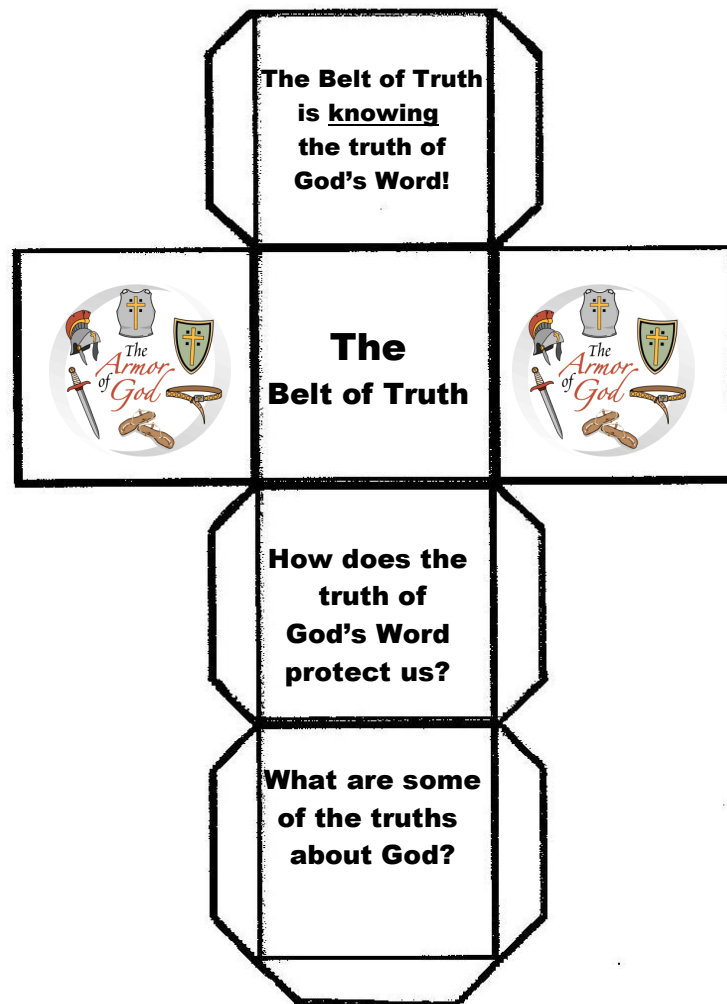
I am fearfully and wonderfully made

Why do you think it is important that believers know and understand the truth about who they are in Christ?

Write out a prayer thanking God for who He made you in Christ:

Activity: Today you will be making the first Armor of God Cube. These cubes will help you remember each of the pieces of armor that God has given you for the battle! Store your cubes in the Armor of God Box that you made yesterday and show them to friends and family to share what you are learning!

Week One
Day Two Activity



Directions: Remove this page from your notebook. We recommend copying this image onto cardstock paper to make your cube. Cut along the outside lines only and fold each line. Glue the tabs to form your cube. Keep each cube in your Armor of God Box. Show your cubes to your siblings and parents. When a friend, neighbor or a Grandparent comes over, show them your box and cubes and tell them what you are learning about the Armor of God!



Week One

*The Belt of Truth - **Knowing** the Truth of God's Word*
Day Three - How Does the Truth Protect Us?



Read Psalm 119:160-165 and write out verse 160 on the lines below:

Read Psalm 119:161 again. Even though the writer of this Psalm was being persecuted in the battle he was in, what was his response?

Read Psalm 119:165 again. What does this verse promise to people who love the truth of God's law?

When we know and love the truth of God's Word and live by it we have protection in the battle. Write out a prayer asking God to help you know and love His Word so that you also will be protected in the battles you face:



Work on one of your Lego Bible Dioramas today. Think about the concepts and scriptures you have learned in this study so far and try to make a Lego scene portraying something you have learned or illustrating a Bible verse you have read. If you plan to enter a photo of one of your Lego Bible Dioramas into our contest remember to take a picture of your creation! For more details about the Lego bible Diorama Contest log onto www.quiettimesforkids.com



Week Two

*The Breastplate of Righteousness - **Doing** What God Says is Right*
Day Three - Am I Righteous?



<u>Without Jesus Christ</u>	<u>With Jesus Christ</u>
Read Romans 3:10-11	Read Romans 3:21-22
Write out Romans 3:10 here:	Write out Romans 3:22 here:
<hr/>	<hr/>
<hr/>	<hr/>
<hr/>	<hr/>
<hr/>	<hr/>
Circle the correct answer:	Circle the correct answer:
Apart from Christ, is anyone righteous?	According to the end of verse 22, what must we do to be righteous?
YES NO MAYBE	WORK BELIEVE

Read Philippians 3:9.

According to the verses that you read above, is it possible to work hard enough to become righteous without Jesus Christ?

According to Philippians 3:9, what must we have to receive the righteousness of Christ? (Hint- it is a five letter word!)

Write out a prayer thanking God for his gift of righteousness that comes from Jesus to all who believe:



Week Three

*The Shoes of Peace - **Proclaiming** to Others the Peace of God*
Day Three - What Must We do to have the Peace of God?



Each of the verses below contains promises of peace from God to his people but have conditions of what we must do in order to receive the peace. Look up and read each verse and draw a line connecting it to what we must do in order to receive peace.

John 14:27

Our minds must stay steadfast on God – trusting in Him.

Philippians 4:5-7

We must not let our hearts be troubled and we must not be afraid.

John 16:33

We must take heart (courage) and be of good cheer.

Isaiah 26:3

We must not be anxious, we must be thankful.

Draw a picture of yourself obeying these conditions and receiving God's peace in your life:

