

The 2019-2021 New Orleans Murder Surge:
Causes and Consequences- A T.E.D. Style Talk
June 17th, 2021

Dr. Peter Scharf

Professor LSU School of Medicine: Department of Trauma Surgery

PSCHAR@LSUHSC.EDU 504-509-9800

Chief Paul Noel, CHIEF OF HOMICIDES-N.O.P.D.

Andrew Gary, Forensic Case Investigator

Table of Contents

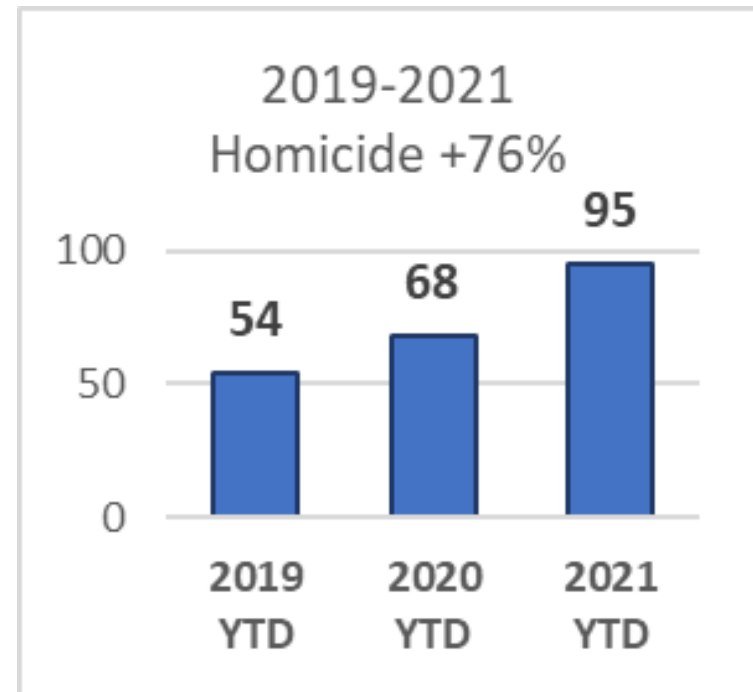
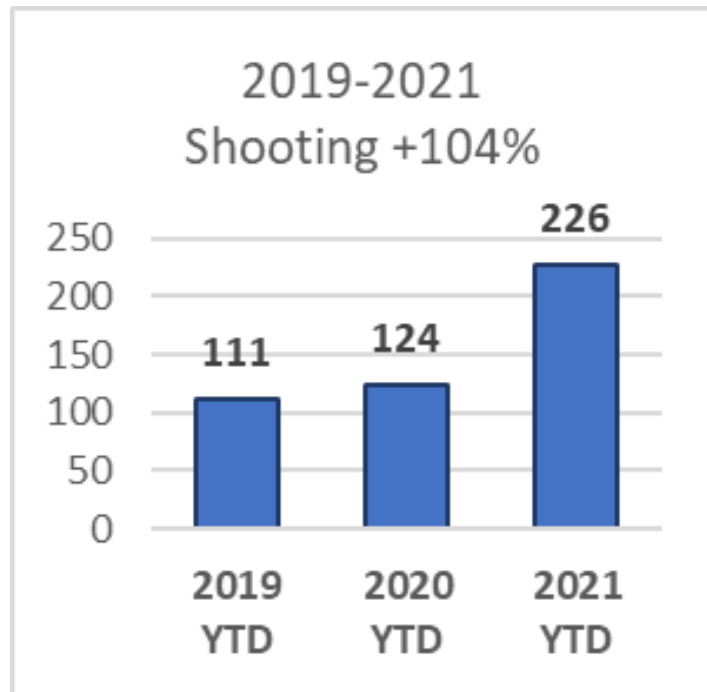
- **Background**
- **The Etiology of Murder in New Orleans**
- **Follow the Numbers**
- **What Happened: Theories of the Gun Violence Surge**
- **What to do?**

Game Plan

See discussion regarding causes and solutions related to gun violence

See new ideas for gun violence research and gun violence prevention programs

The 2019-2021 NOLA Gun Violence Surge:



Thoughts:

Quotes from Colleagues:

“ We can’t fix what we do not understand” -Dr. Stanley Erickson, National Institute of Justice”

“Pessimists live. Optimists die.” Jim Collins *Good to Great*

“You can’t commit suicide by jumping out of the basement” Chinese Stock Brooker from Shanghai

Big Questions

1. Why does New Orleans have persistently high murder rates?

2. Is New Orleans different from other cities in terms of murder risks?

3. What happened beginning in late 2019 in terms of the increase in gun violence/murder rates?

A blue ribbon graphic with a 3D effect, featuring a lighter blue top surface and a darker blue bottom surface, framing the text.

The Etiology of Murder in New Orleans

Causes

Why are people shot in New Orleans?

- Drug disputes and transactions (Brownstein et. al)
- Gang, drug group *turf* battles, social networks (Papachristos)
- “Street Beefs,” arguments (Slutkin)
- Domestic Violence (Sherman)



Patterns: Who gets murdered in New Orleans?

- About six neighborhoods in New Orleans have about 70 percent of murder victims in the city.
- About 80 % of gunshot victims have prior criminal arrests.
- Both “subjects” and victims demonstrate *low reading* levels and school *drop out* patterns.
- Both “subjects” and victims often have signs of substance abuse, mental illness, thinking disorders and similar crime histories.

Patterns:

Tipping Points and Gun Violence Control Policies in New Orleans

Early 1990s: Police Cartels, Taylor's Children, Antoinnettes, Mc Nuggets, "routes", Len Davis. Antoinette Franks case.

1994-1999: Pennington reforms: decrease in murders from **424** in 1994 to **159** in 1999(72% decrease.)

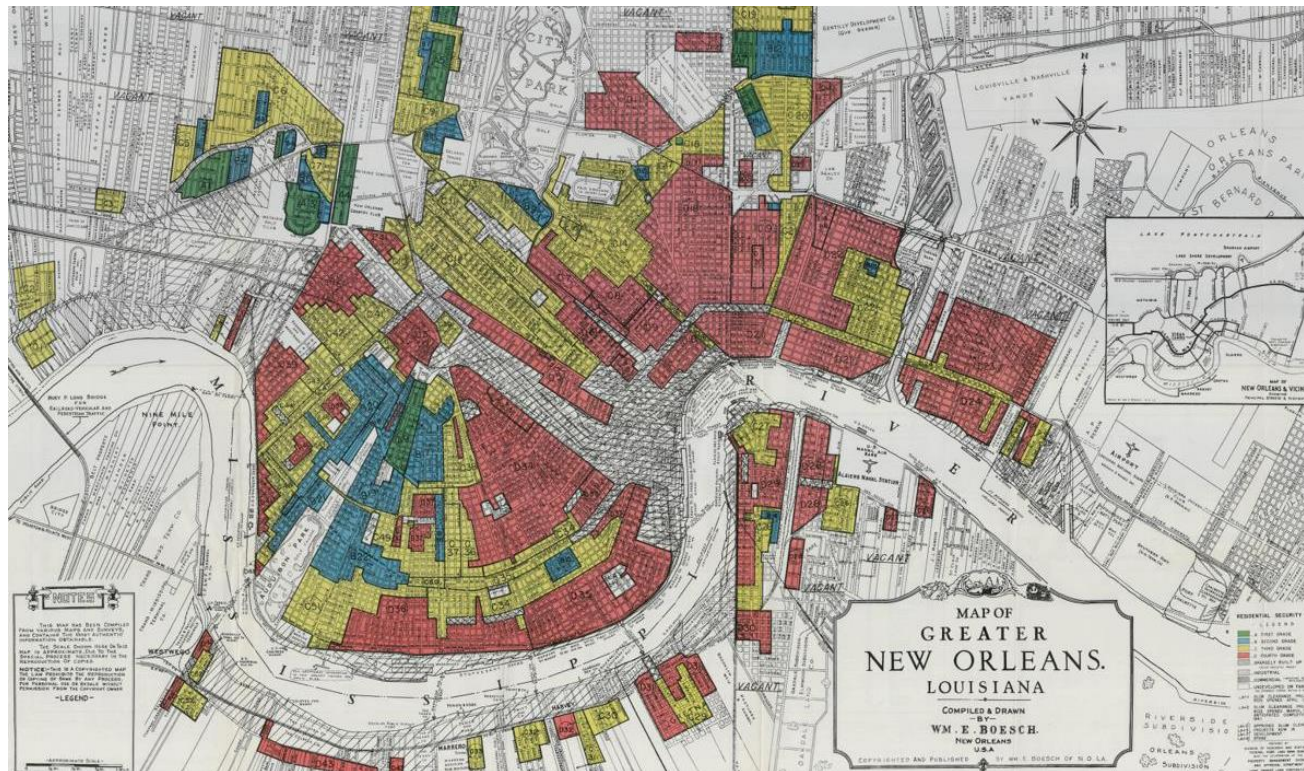
2005: Hurricane Katrina: Danziger Bridge and Glover cases 206 murders prior to advent of Hurricane Katrina few murders afterwards.

2010-18: Landrieu Administration Murder Gun Violence Policies: Nola for Life and the Consent Decree

Reversal of Fortune: What happened?

Patterns

What are the correlates of New Orleans' neighborhood gun violence?



1. **Poverty?**
2. **Police Mistrust?**
3. **Perceptions of Racial Bias?**
4. **Illegal Drug Markets?**
5. **Gun availability?**
6. **Race and murder?**
7. **Absence of Prevention Services?**

Map of Redlined Neighborhoods in New Orleans

Patterns

Medical Cost of Gunshot Injuries

- Medical professionals serve a critical role in education, stabilization, and long-term care for non-fatal injuries.
- Key to thinking about the position roles is thought about the scope of preventive stabilization and long-term treatment efforts.
- Medical professionals play an important role in screening youth for involvement in armed drug involved groups and deploying crime prevention strategies such as Hospital based Ceasefire.



Efforts to Reduce Gun Violence 2016-2019:

Community interventions to reduce Gun Violence

Developed City Wide Gun Violence Reduction Plan

Implemented Cure Violence Initiatives in Targeted Neighborhoods

Close to Completing Consent Decree Reforms

Improved Public Trust of Police

Integrated Police Command Structure focused on Gun Violence



Follow the Numbers

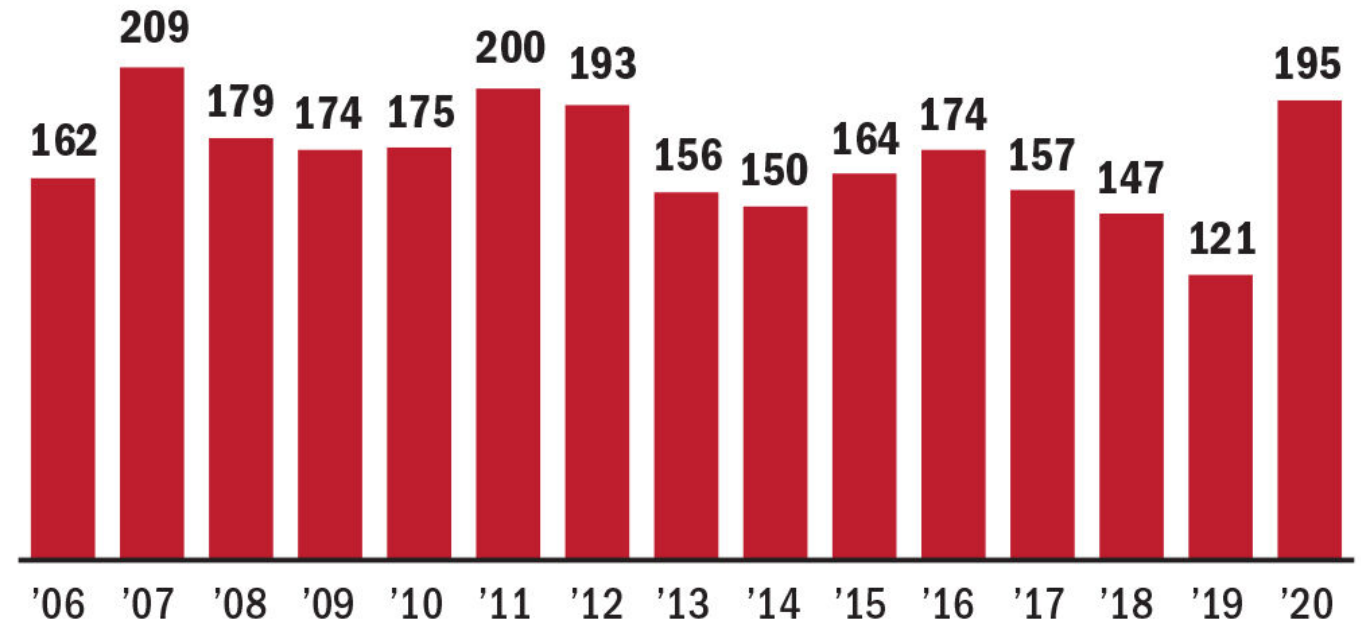
Results: What happened in New Orleans 2016-2019?

New Orleans reduced its estimated murder totals from 2016-2019-What happened?

- 2019 – 119 murders
- 2018 – 146 murders
- 2017 – 157 murders
- 2016 – 176 murders

New Orleans annual homicide totals, 2006-2020

The 195 homicides reported in New Orleans in 2020 are the third-most in a year since 2006, the year after Hurricane Katrina. That figure is more than 60% higher than the 121 murders reported in 2019, the lowest annual tally in 47 years.



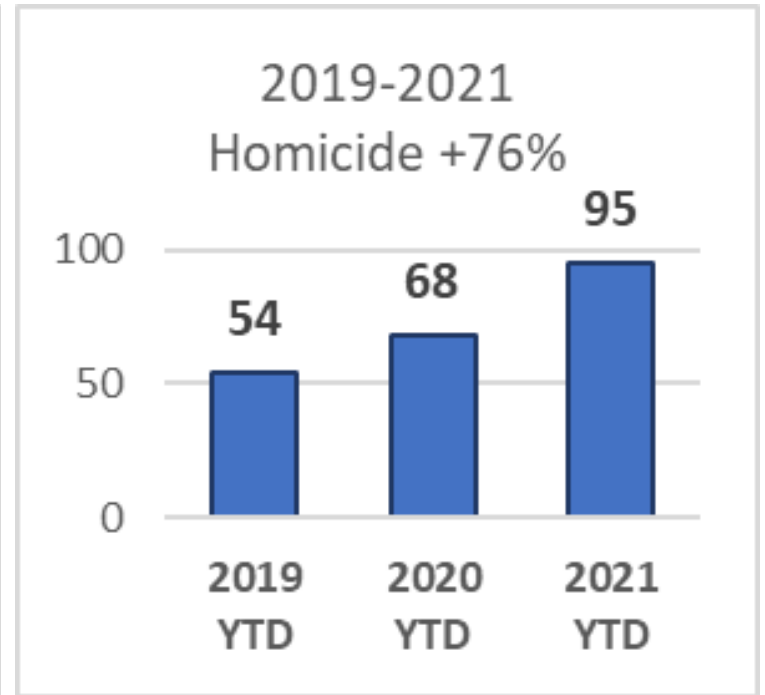
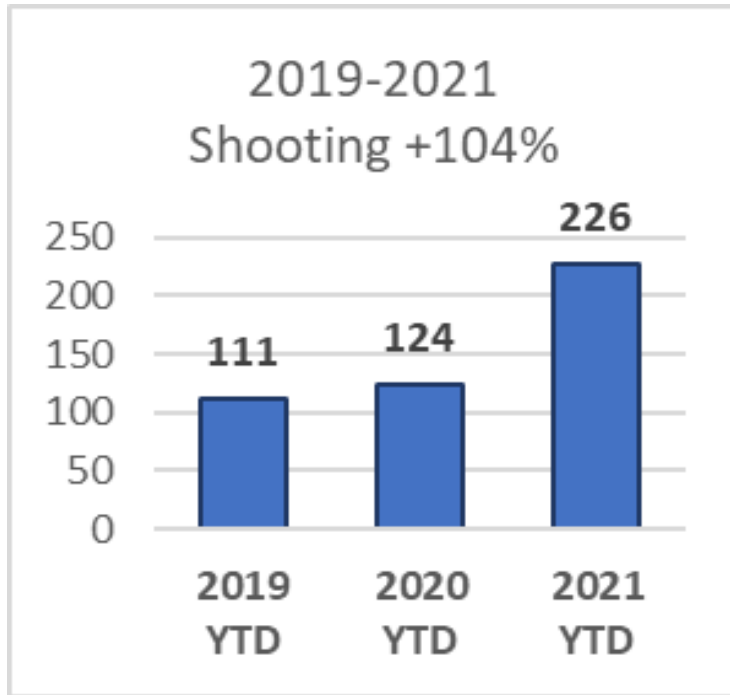
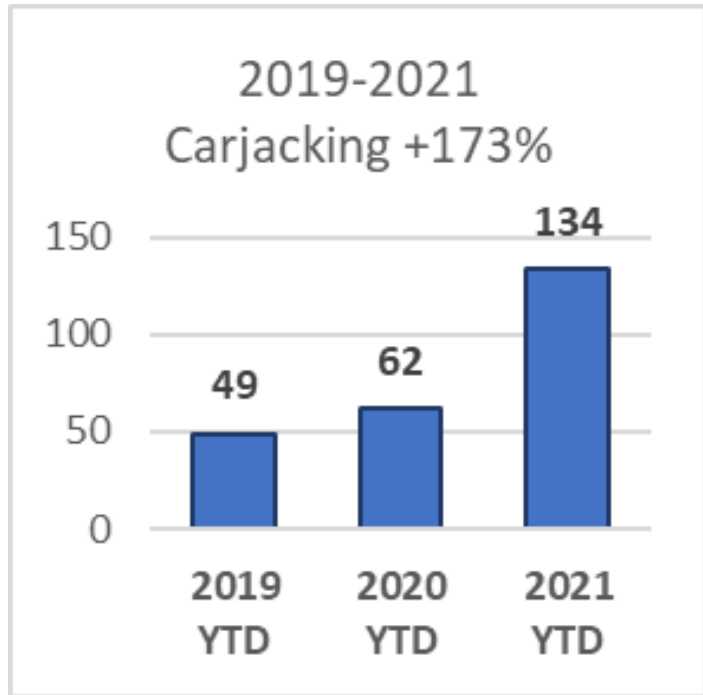
Source: FBI reports, as of Dec. 30

Staff graphic

Crime Rate Data Compared Year Over Year

Offense	Change	2020 YTD	2021 YTD
Shooting	+82%	124	226
Homicide	+40%	68	95
Carjacking	+116%	62	134
Armed Robbery	+28%	147	188
Auto theft	+30%	1,213	1,573

Gun Violence Data Visualized



2 Year Consolidated Trends

Offense	2019-2021 Change	2019 YTD	2020 YTD	2021 YTD
Shooting	+104%	111	124	226
Homicide	+76%	54	68	95
Carjacking	+173%	49	62	134
Armed Robbery	-7%	202	147	188
Auto Theft	+20%	1,308	1,213	1,573

What Happened: Theories of the Gun Violence Surge



Structural Inequality and Long-Term Gun Violence Trends:

Question: What part of the NOLA 2019-2021 gun violence surge represents inequality and structural factors (including schools, housing and healthcare) and how difficult is it to change without addressing these conditions?



- Is the 2019-2021 NOLA gun violence surge related to the medical, economic and social impact of the COVID pandemic?



De-policing and criminal justice ambivalence as influencing the 2019-2021 murder surge.

- Question: Did the NOLA 2019-2021 gun violence surge reflect conflicts in City Criminal Justice policy, closing of courts and de-policing by N.O.P.D. officers?



Did departure from Intelligence-Led Policing practices, proven effective from 2016-19 have an impact on gun violence risks from 2019-21.

Question: Did changes/ retreats in police practices from NOPD Intelligence led strategies in use from 2016-2019 have an impact upon increases in gun violence from 2019-21?

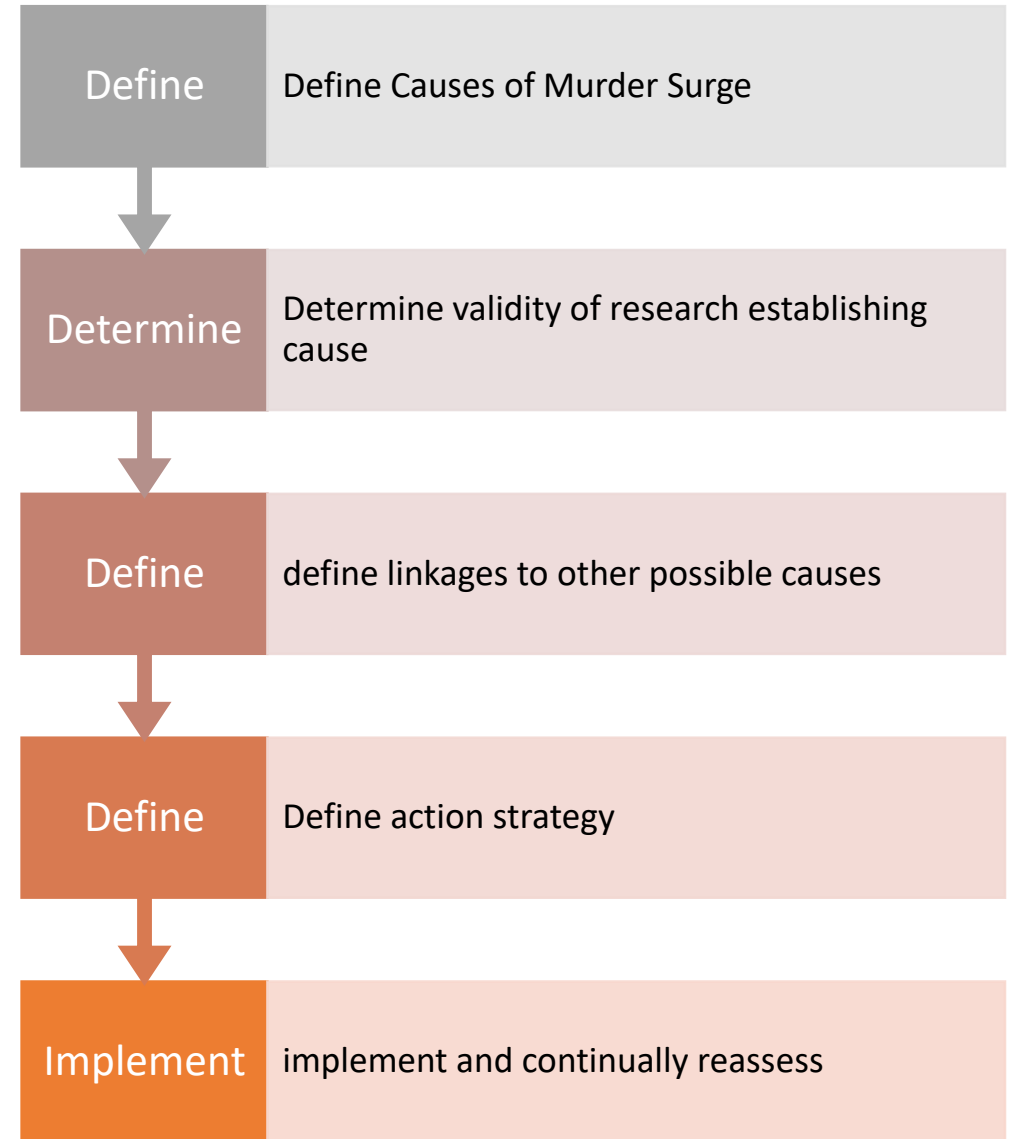


Other Factors to consider to explain NOLA 2019-2021 Murder Surge.

- Instability and conflict in illegal drug markets during “close-down?”
- Expansion of youth population considered disengaged in the aftermath of COVID?
- Reflection of national “Black Lives Matter” and “Defund the Police” Movements on New Orleans Criminal Justice Policy?
- Court Closings, deferred prosecutions?
- Regression to the mean?

What to do?

Logic Model



Steps Needed: Agenda for Change- above all get the numbers straight.

- 1. Agenda for Change- above all get the numbers straight.**
- 2. Analyze “*as is*” gaps, inconsistencies in definitions, sources of sampling error and anomalies in the “*as is*” New Orleans gun violence reporting systems in place.**
- 3. Convene metro NO medical and criminal justice stakeholders to assess needs for an integrated gun violence registry and define obstacles to overcome.**
- 4. Implement consistent metrics among disparate databases into a comprehensive and interoperable gun violence registry, for use by criminal justice, medical, Federal and other gun violence policy stakeholders.**
- 5. Develop action plan with key performance indicators with clear accountability to reduce gun violence.**

Next Steps:

Sustaining Reductions in Gun Violence- can New Orleans permanently reverse gun violence rate?

-
- Political Will!**
 - Get Numbers Straight!**
 - Incorporate nationally advocated reforms regarding community engagement**
 - Enhanced Coordination of Criminal Justice, Medical and Community Interventions**
 - Create and implement Long Term Violence Reduction Plan**
 - Continually monitor and adapt plan to changes in crime realities and response to City action steps.**

Getting up from the Mat

Look	Look at where we are going not where we have been
Address	Address all confluent forces affecting the rate of gun violence
Address	Address all political forces facing New Orleans at this time
Adopt	Adopt evidence based policing strategies
Address	Address the legitimate calls for reform
Work	Work as a system •District Attorney, NOPD, Mayor, City Council, etc.

Selected Bibliography

1. Abt, Thomas. (2017). what works in violent crime reduction. *Harvard University*. 2017
2. Abt, T. Braga, A., Weisberg, D., & Turchan, B. (2018). Focused deterrence strategies and crime control: An updated systematic review and meta-analysis of the empirical evidence. *Criminology & Public Policy*, 17(1), 205-250.
3. Braga, Anthony A., Robert Apel, & Brandon C. Welsh, (2013). The spillover effect of focused deterrence on gang violence. *Evaluation Review*, 37: 314–342.
4. Farrington, David, Integrating Social Ecological Aspects of Crime, Stockholm Sweden: Council on Crime Prevention.
5. Federal Bureau of Investigation. (2019). *Crime in the United States, 2012*. Retrieved from <https://ucr.fbi.gov/crime-in-the-u.s/2013/crimein-the-u.s/2013/crime-in-the-u.s-2012> UnKelling, G. and Wilson, JQ, Broken Windows, The Atlantic, August, 1982
6. Kennedy, David M. (1997). Pulling levers: Chronic offenders, high crime settings, and a theory of prevention. *Valparaiso University Law Review*, 31: 449–484.
7. Sampson, Robert J. 2012. Great American City: Chicago and the Enduring Neighborhoods. Chicago: University of Chicago Press, 2012 . .
8. Scharf, P. (2007). The Role of early Intervention, Policing Violence and Early Intervention in Post Katrina New Orleans, U.S. House Judiciary Committee. <https://judiciary.house.gov/files/hearings/April2007/Scharf070410.pdf>
9. Scharf, P. Foreword to Unter, J. (2009). *Melding Police and Policy to dramatically reduce crime in the City of New Orleans: A study of the New Orleans Police Department*.
10. Scharf, P. (2012). Perils of Law Enforcement Report, *The Crime Report*, <https://thecrimereport.org/2012/10/16/2012-10-the-perils-of-policereform/>
11. Scharf, P. *Murder and policy drift*. (2012). House Judiciary Committee, July 2012. https://bobbyscott.house.gov/sites/bobbyscott.house.gov/files/migrate/uploads/Peter_Scharf_Presentation.pdf
12. Scharf, P. (2015). *Social Ecology of Youth Violence*, US House Judiciary Committee. <https://www.youtube.com/watch?v=qZeu-HNyPms>
13. Wilson J. Q. & Kelling G. L. (1982). Broken windows: The police and neighborhood safety. *The Atlantic Monthly*. 249(3):29–38.