

STEP 1: Create your account or log in.

If your late application appeal has been approved to complete and submit your application, you will need to log in or create an account.

(The application is online at: <https://calstate.edu/apply>)

You must use Google Chrome when completing and submitting your application. Any other browsers will not let you proceed with the application.



Welcome to The California State University

Thank you for your interest in The California State University. We hope you will find the online application process to be comprehensive and easy to navigate. You do not need to complete the online application all at once. You may access your application and change your answers as many times as you like by using your login credentials from any computer with internet access. Your application can be completed online and submitted electronically once you have entered the required information.

If you are looking to apply to a prior term, Winter 2018, Spring 2018, or Summer 2018 please click [here](#) to open the application.

Please Note: If you previously created an account on CSUMentor you will need to create a new account for Cal State Apply.

Sign in with your username and password below. First time here? Select Create an Account to get started.



John2510



.....

Sign In

Create an Account*

[Forgot your username or password?](#)

*If you have not created a username and password to get your CAS ID, then you will need to do so first.

STEP 2: Start your application.

Once you have created an account or once you log in, this is the first screen you will see when you log into your account. As an approved late applicant, you can now “Start Your Application!”.

If you have not been approved, you will need to submit a late application appeal. The Late Application Appeal Form can be found at:

https://admissions.sonoma.edu/sites/admissions/files/app_appeal_f18.pdf

Welcome to The California State University

Hi john brown

Thank you for your interest in The California State University. We hope you will find the online application process to be comprehensive and easy to navigate. You do not need to complete the online application all at once. You may access your application and change your answers as many times as you like by using your login credentials from any computer with Internet access. Your application can be completed online and submitted electronically once you have entered the required information.

Please Note: If you previously created an account on CSUMentor you will need to create a new account for Cal State Apply.



Start Your Application!

STEP 3: Select “Enter Invitation Code”

Please note that you should only apply for the major in which you were approved.

Any applicant who submits a late application with a major that was not approved by the Admissions Appeals Committee will have their major automatically changed back to the one they were approved for.

Select the Programs to Which You Want to Apply

Select at least one program to start your application. You can add additional programs from the Add Program tab at any time before the submission deadline.

Application fees for some undergraduate programs may be waived based on eligibility. Once you have completed your application, please click on the Submit Applications tab to review your fee waiver status. For more information, please view the applicant instructions and FAQs in the upper right corner.

APPLICATIONS READY
FOR SUBMISSION

0

TOTAL FEE(S)

\$0



I am Done, Review My Selections

Enter Invitation Code

Campus

Campus Name

Delivery Format

Delivery Format

Location

Location

Start Term

Start Term

Show

☒ Available Programs

☒ Past Programs

☒ Future Programs

Reset Filters

PROGRAM NAME

DEGREE TYPE

DELIVERY FORMAT

LOCATION

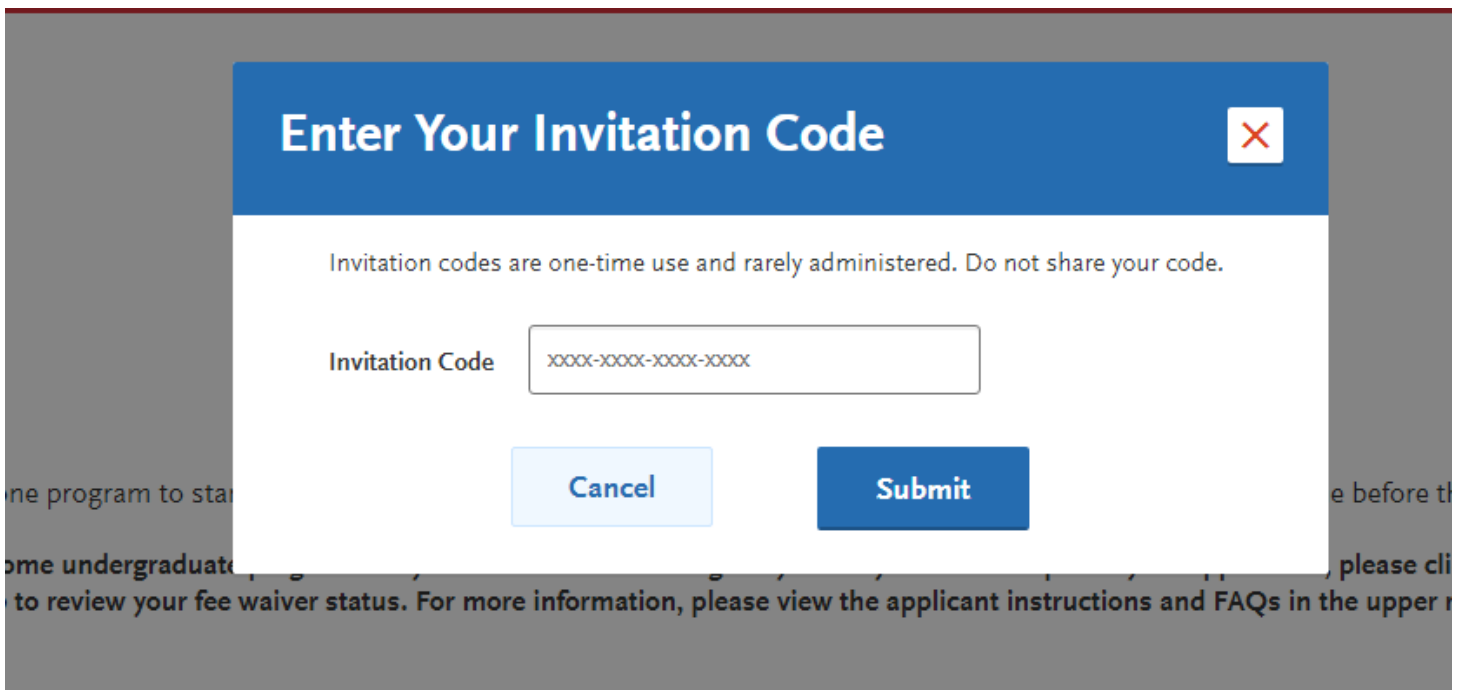
SOURCE

TERM

DEADLINE (PDT)

STEP 4: Enter the Invitation Code provided to you by the Admissions Appeals Committee. Once you enter the Invitation Code, you should see Sonoma State University listed as the Campus.

This code is a one time use code and is only to be used for Sonoma State University and for the specific major you were approved for by the committee.

A screenshot of a web form titled "Enter Your Invitation Code" in a blue header bar. Below the header, a message states: "Invitation codes are one-time use and rarely administered. Do not share your code." There is a text input field labeled "Invitation Code" containing the placeholder text "XXXX-XXXX-XXXX-XXXX". Below the input field are two buttons: a light blue "Cancel" button and a dark blue "Submit" button. The form is set against a gray background with some faint, partially visible text from the underlying page.

Once the Invitation Code has been validated, you will be able to select a single program (major) at Sonoma State University. An Invitation Code may only apply to a single program and once the program of choice is selected, all other programs will be grayed-out.

Invitation Codes are case sensitive and can only be entered in once.

Entering the Invitation Code multiple times will cause an error with the application term.

STEP 5: Once you enter in your Invitation Code, the “Select a Program by Invitation Code” window will open, with Sonoma State University being the selected campus. At this point, you can scroll down to see the available majors that you are eligible for given your class level.

You need to select the major you were approved for by the Admissions Appeals Committee.

Do not filter results by location or delivery format or start term.

Select a Program by Invitation Code

Please select a program below. You may only select one.
To change your selection, you must click the Undo button in the selected program's row before being able to make a different selection.

CampusSonoma State University

Delivery FormatDelivery Format

LocationLocation

Start TermStart Term

Reset Filters

	PROGRAM NAME	DEGREE TYPE	DELIVERY FORMAT	LOCATION	SOURCE	TERM
+	American Multicultural Studies - Africana Studies - Fall	BA	Face to Face	Main Campus	Campus	Fall
+	American Multicultural Studies - Fall	BA	Face to Face	Main Campus	Campus	Fall
+	Anthropology - Fall	BA	Face to Face	Main Campus	Campus	Fall
+	Applied Mathematics - Fall	BS	Face to Face	Main Campus	Campus	Fall
+	Applied Physics - Fall	BS	Face to Face	Main Campus	Campus	Fall

Cancel

Next

LocationLocation

Start TermStart Term

ShowAvailable ProgramsPast ProgramsFuture Programs

Reset Filters

PROGRAM NAMEDEGREE TYPEDELIVERY FORMATLOCATIONSOURCETERMDADLINE (PDT)

STEP 6: Once you select your approved major, it will be highlighted in green. You will hit submit and then a blue button will appear, “I am Done, Review My Selections”.

✓

Economics - Fall

BA

Face to Face

Main Campus

Campus

Fall

✗

Select the Programs to Which You Want to Apply

Select at least one program to start your application. You can add additional programs from the Add Program tab at any time before the submission deadline.

Application fees for some undergraduate programs may be waived based on eligibility. Once you have completed your application, please click on the Submit Applications tab to review your fee waiver status. For more information, please view the applicant instructions and FAQs in the upper right corner.

APPLICATIONS READY FOR SUBMISSION
1

TOTAL FEE(S)
\$55

✓ I am Done, Review My Selections

Once you confirm that you have selected the correct program/major, you will want to click “Continue To My Application”. Please note that the expiration date on the Invitation Code is **NOT** how long you have to submit your application. Please refer to the approval email for your specific application invitation code deadline. Additionally, please disregard all displayed deadlines and refer to the approval email.

[Add More Programs](#)

Review Your Program Selections

Below are the programs you have selected. If you are ready to start your application, click the Continue To My Application button below. Missing a Program? Click Add More Programs. You can add more programs at anytime.

APPLICATIONS READY FOR SUBMISSION
0

TOTAL FEE(S)
\$55

Continue To My Application >

Sort By

Deadline

Sonoma Undergraduate

Download

Remove

Economics - Fall ⓘ

Invitation Code: IT5k-aama-bUek-wtkf (Expires Feb 1st, 2019) ✗

Deadline 12/18/2017

✓

STEP 7: If your application was completed, but not submitted by the closure date, you can go into Submit Application and enter your Invitation Code to submit your application.

CAL STATE

APPLY

?

john brown

CAS ID: 7787181351

Sign Out

My Application

Add Program

Submit Application 1

Check Status

Custom client copy will be here if they choose to provide any. Otherwise, this space will remain blank. Lorem ipsum dolor sit amet, consetetur sadipscing elitr, sed diam nonumy eirmod tempor invidunt ut labore et dolore magna aliquyam erat, sed diam voluptua.

APPLICATIONS READY FOR SUBMISSION

4

TOTAL FEES

\$220

CHECK MY FEE WAIVERS

Submit All

Sort By

Deadline

Sonoma Undergraduate

Economics - Fall

Alt Program: None Selected

Enter Invitation Code

Past Submission Deadline

Submit

Sonoma Undergraduate

Economics - Fall

Invitation Code: IT5k-aama-bUek-wtkk (Expires Feb 1st, 2019)

Submit

My Application

Add Program

Submit Application 4

Check Status

Custom client copy will be here if they choose to provide any. Otherwise, this space will remain blank. Lorem ipsum dolor sit amet, consetetur sadipscing elitr, sed diam nonumy eirmod tempor invidunt ut labore et dolore magna aliquyam erat, sed diam voluptua.

APPLICATIONS READY FOR SUBMISSION

4

TOTAL FEES

\$220

CHECK MY FEE WAIVERS

Submit All

Sort By

Deadline

Enter Your Invitation Code

Invitation codes are one-time use and rarely administered. Do not share your code.

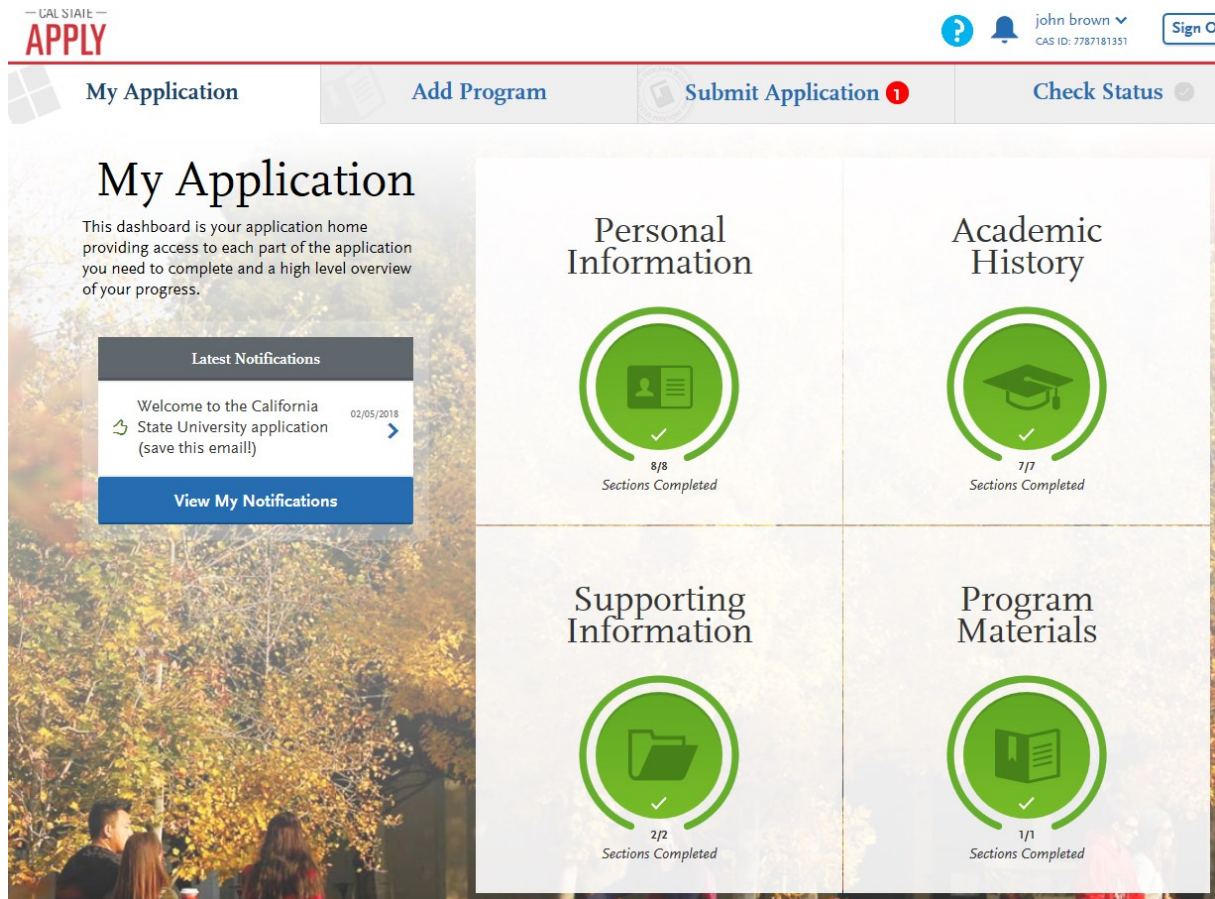
Invitation Code

0978-ZXDF-6543-OPYR

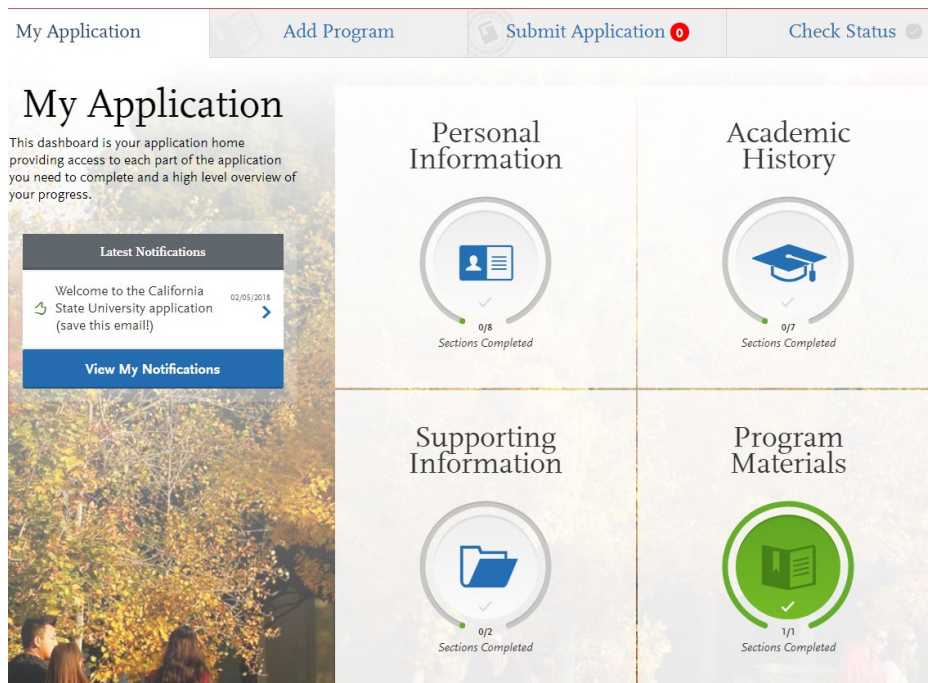
Cancel

Submit

STEP 8: This is the screen that appears once you click “Continue to My Application”. Each quadrant needs to have all sections completed before you can submit the application.



If any of your quadrants are not green, then your application is not complete and cannot be submitted (see below).



STEP 9: Once you have successfully completed each of the four quadrants, you can move onto “Submit Application”.

The screenshot shows a navigation bar with four tabs: "My Application", "Add Program", "Submit Application" (highlighted with a red circle and a red notification badge), and "Check Status". Below the navigation bar, a message states: "Review your program selections here, check on status of individual program tasks, and pay for your program selections. Once your application is submitted, no changes or refunds can be made." The main content area displays "APPLICATIONS READY FOR SUBMISSION" as 1 and "TOTAL FEE(S)" as \$55. A blue "Submit All" button is circled in red. Below this, a section for "Sonoma Undergraduate" shows a progress bar that is nearly full with a green checkmark. A "Submit" button is circled in red. The "Deadline" is listed as 12/18/2017, and the "Invitation Code" is IT5k-aama-bUek-wtkk (Expires Feb 1st, 2019).

STEP 10: Pay for your application.

The screenshot shows the navigation bar with four tabs: "My Application", "Add Program", "Submit Application" (highlighted with a red circle and a red notification badge), and "Check Status".

Enter Your Payment Details

The screenshot shows the "Payment Method" section of the form. It includes a "Selected Programs (1)" summary on the right showing a "Fee Total" of \$55.00 and a "Continue" button circled in red. The "Payment Method" section has two options: "Credit Card" (selected) and "PayPal". Below these are fields for "Name as it appears on card", "Card Type" (a dropdown menu), "Credit Card Number", "Expiration" (Month and Year dropdowns), and "CVV Code". The "Billing Address" section at the bottom has a note: "Please select a billing address or enter a new one." and two radio button options: "My permanent address" and "My current address", both with the same address: "1801 E Cotati Ave, Rohnert Park, California 94928-3613". A red asterisk indicates required fields.

Once you have entered in your payment information, the Continue button will turn blue and you will want to click it to submit your application.