

The ART CLASS' List of Art Supplies

Lesson 1

#2 Pencil
White Eraser or Gray Kneaded Eraser
1 Sheet of White Paper – 8 1/2 by 11

Lesson 2

#2 Pencil
White Eraser or Gray Kneaded Eraser
1 Sheet of White Paper – 8 1/2 by 11
2 Apples

Lesson 3

#2 Pencil
White Eraser or Gray Kneaded Eraser
3 Sheets of White Paper – 8 1/2 by 11
Black Fine Marker or Pen
Black or Dark Grey Charcoal Pencil
2 Apples or any two pieces of Fruit

Lesson 4

#2 Pencil
White Eraser or Gray Kneaded Eraser
1 Sheet of White Paper – 8 1/2 by 11 or a little larger if you have it



SEE THE LIGHT

seethelightshine.com

Black Sharpie Marker
A Shoe

Lesson 5

#2 Pencil
White Eraser or Gray Kneaded Eraser
1 Sheet of Copy Paper – 8 1/2 by 11
1 Piece of Charcoal

Lesson 6

#2 Pencil
White Eraser or Gray Kneaded Eraser
1 Sheet of Copy Paper – 8 1/2 by 11

Lesson 7

#2 Pencil
Kneaded Eraser
Piece of Black Construction Paper
Piece of White Construction Paper
Glue Stick
Scissors

Lesson 8

#2 Pencil
Kneaded Eraser
1 Large Piece of Paper -larger than 8 1/2 by 11
Leaves – all different shapes and sizes

Lesson 9

#2 Pencil
3 Sheets of White Paper – 8 1/2 by 11 is fine
Black or Dark Grey Charcoal Pencil
Black Sharpie Marker

Lesson 10

#2 Pencil
White Eraser or Gray Kneaded Eraser
2 Sheets of White Paper – 8 1/2 by 11



SEE THE LIGHT

seethelightshine.com

Softer Drawing Pencil (4B)
Something round to trace, like a plastic lid or bottom of a can

Lesson 11

#2 Pencil
White Eraser or Gray Kneaded Eraser
2 Sheets of White Paper – 8 1/2 by 11
Set of Colored Pencils
Something round to trace, like a plastic lid or bottom of a can
Large Coin or other smaller circle to trace

Lesson 12

#2 Pencil
White Eraser or Gray Kneaded Eraser
1 Sheet of White Paper – 8 1/2 by 11
1 Sheet Black Paper
Set of Colored Pencils
Your Color Wheel from last lesson
Basic Set of Crayons

Lesson 13

#2 Pencil
White Eraser or Gray Kneaded Eraser
2 Sheets of White Drawing Paper – 8 1/2 by 11 or larger
Set of Colored Pencils
Your Color Wheel
Black Sharpie Marker

Lesson 14

#2 Pencil
Kneaded Eraser
Several Sheets of Paper – Your choice of colors
Set of Colored Pencils

Lesson 15

#2 Pencil
Gray Kneaded Eraser
1 Sheet of White Pastel or Charcoal Paper (not copy paper because it is too smooth)



SEE THE LIGHT

seethelightshine.com

Basic Set of Chalk Pastels with all of the primary, secondary, and intermediate colors plus white – 12 to 16
An old, but clean White Sock

Lesson 16

Set of Chalk Pastels
Kneaded Eraser
Toned Paper – Light, but not White
Tissues, old sock, swabs, baby wipes
Real or Artificial Pear

Lesson 17

#2 Pencil
Gray Kneaded Eraser
Few Sheets of White Paper

Lesson 18

#2 Pencil
Kneaded Eraser
3 Sheets of White Paper
3 Objects you would find on a table (e.g., Apple, Coffee Mug, Banana)

Lesson 19

#2 Pencil
Kneaded Eraser
2 Sheets of Paper
A really small item, like a Dice or a Game Piece

Lesson 20

#2 Pencil
Kneaded Erase
2 Sheets of White Paper
Some Shoes (any kind)
Some Books

Lesson 21

#2 Pencil
Kneaded Eraser



SEE THE LIGHT

seethelightshine.com

Softer Drawing Pencil (4B)
3 Sheets of White Drawing Paper – 8 ½ by 11
Something round to trace

Lesson 22

#2 Pencil
Kneaded Eraser
3 Sheets of White Paper – 8 ½ by 11
Softer Drawing Pencil (4B)
A Black Pen
A Black Sharpie Marker
Box of Crayons and a Gray Crayon
Items from around the house (e.g., Lace, Sandpaper, Scrap Fabric, Corrugated Cardboard, etc.)

Lesson 23

#2 Pencil
Kneaded Eraser
Softer Drawing Pencil (4B)
3 Sheets of White Paper – 8 ½ by 11
A Straight Edge or Ruler
Round item to trace a circle

Lesson 24

#2 Pencil
Softer Drawing Pencil (4B)
Sharpie Marker
Fine Black Pen
Several sheets of Paper (can be white, off-white, or pale shades of Orange, Onion, Coconut)

Lesson 25

#2 Pencil
Kneaded Eraser
2 Sheets of Larger White Paper
Ruler or Straightedge



SEE THE LIGHT

seethelightshine.com

Lesson 26

#2 Pencil
Kneaded Eraser
2 Sheets of Larger White Paper
Ruler or Straightedge

Lesson 27

#2 Pencil
Kneaded Eraser
Few Sheets of Larger White Paper
Piece of Charcoal or a Charcoal Pencil

Lesson 28

#2 Pencil
Kneaded Eraser
1 Sheet of Smaller White or Lightly Toned Paper
Set of Colored Pencils

Lesson 29

#2 Pencil
Kneaded Eraser
2 Sheets White Paper
Sharpie Marker
Red Crayon

Lesson 30

#2 Pencil
Kneaded Eraser
1 Sheet White Paper
1 Sheet Black Paper (12 by 18)
Few Round Items of different sizes to trace
Ruler
Frisbee or Plastic or Heavy Paper Dinner Plate
Pastels

Lesson 31

#2 Pencil
Kneaded Eraser



SEE THE LIGHT

seethelightshine.com

Several Sheets of White Paper
Pair of Your Shoes

Lesson 32

#2 Pencil
Kneaded Eraser
1 Larger Sheet of White Paper
Black Fine Marker or Pen
Colored Pencils

Lesson 33

#2 Pencil
White Eraser
1 Piece of White Paper - 8 1/2 by 11
Ruler or Straightedge (can be edge of notebook or binder)

Lesson 34

#2 Pencil
White or Kneaded Eraser
1 Sheet of White Paper
Ruler or Straightedge
Older Nickel with Jefferson

Lesson 35

#2 Pencil
White or Kneaded Eraser
3 Sheets of White Paper
Sharpie Marker
Ruler or Straightedge


Lesson 36

#2 Pencil
1 Sheet of White Paper
Ruler or Straightedge



SEE THE LIGHT

seethelightshine.com



Art Supplies for Dreams of Joseph

12 " x 16" piece of white or manila Bristol board or poster board

Craft paint bottles or tempera paint: (9) – white, yellow, red, orange, blue, green, violet, black, brown

Wax coated paper plates to use as palettes

Paintbrushes – several sizes from 1/2inch flat to a very small round

Newspaper or old tablecloth to protect table

Bowl of water or sink nearby

Paper towels


Pencil

White or gray kneaded eraser



SEE THE LIGHT

seethelightshine.com



Art Supplies for “GOD’S RUNAWAY” Lessons

Mixed Media with Jim Pence: Salvation is From the Lord

2 jugs of water – 1 for clean water, 1 for dirty water

Paper towels

Paper for watercolors

14 flat brush

#2 pencil

Craft foam brush

Blue permanent markers – 1 fine point, 1 broad point

Set of 16 watercolors

Crayola EXTREME Fluorescent crayons

Black light

Chalk Pastel Lesson with Pat Knepley: Released



SEE THE LIGHT

info@seethelightshine.com

Medium tone paper – 9” by 12”

#2 pencil

Grey kneaded eraser

12 or more chalk pastels

Fluorescent pastels

Black light Baby Wipes

Box of Tissues

Old Shirt

Creative Lettering with Heidi Shorts: OBEY

White or light colored regular paper– 8 1/2” by 11”

2 pencil

White eraser

12” Ruler

Box of colored Pencils

Crayola EXTREME colored pencils:

Black Light



SEE THE LIGHT

info@seethelightshine.com



Art Supplies for “God's Special Surprise” Lessons

Mixed Media with Jim Pence: Moses in the Nile

A set of 16 watercolors

2 jugs of water – 1 for clean water, 1 for dirty water Paper towels

Paper for watercolors

A round brush

#2 pencil

A craft foam brush

Permanent markers (1 fine point, 1 broad point)

A 12" ruler

A box of colored pencils

Crayola EXTREME Fluorescent crayons

Black light



SEE THE LIGHT

info@seethelightshine.com

Chalk Pastel Lesson with Pat Knepley: Hope for a Nation

Medium tone paper – 9” by 12”

#2 pencil

Grey kneaded eraser

12 or more chalk pastels

Fluorescent pastels

Black light

Baby Wipes

Box of Tissues

Old Shirt

Creative Lettering with Heidi Shorts: SURPRISE

White or light colored regular paper– 8 1/2” by 11”

2 pencil

White eraser

12” Ruler

Box of colored Pencils



SEE THE LIGHT

info@seethelightshine.com

Crayola EXTREME colored pencils

Black Light



SEE THE LIGHT

info@seethelightshine.com



Art Supplies for Horsing Around

An 11 by 14 piece of pastel or charcoal paper in tan, grey, light blue or pale green -- not white!

Set of chalk pastels (at least 16)

Old rag, dampened

Tissues

Cheap aerosol hairspray

Pencil

White eraser



SEE THE LIGHT

seethelightshine.com



Art Supplies for Paper Jungle

A package of 9"x12" multiple color construction paper – 1 purple, 1 blue, 3 green, 1 yellow, 1 brown, 1 red, 1 orange, 1 black

Several sheets of scrapbooking papers that are patterned and green – all different

A bottle of white glue or heavy-duty glue stick

Scissors

Black fine Sharpie marker

Pencil

White eraser

Sample leaves to study various shapes

A magazine or Internet photo of one wild animal (ex. tiger, monkey, lion, elephant, gorilla)



SEE THE LIGHT

seethelightshine.com



Art Supplies for Peaceful Seas

An 11" by 14" piece of watercolor paper

Set of pan watercolors

Set of chalk pastels (at least white, light blue)

Several sizes of round watercolor brushes

Table salt

6" x 6" square, cut from a plastic bag

Water

Waxy coated paper plates

Pencil

White eraser



SEE THE LIGHT

seethelightshine.com



Art Supplies for Pointillism Fruit

An 11"x14" sheet white Bristol board (or poster board)

Small craft acrylic paints in pure hues – white, yellow, orange, red, green, blue, purple

3 pieces of fruit (real or fake) – red apple, yellow banana, green pear, or an orange

50 clean cotton swabs

Several waxy coated white paper plates

Paper towels

A pencil

A white eraser



SEE THE LIGHT

seethelightshine.com



Art Supplies for Poppy Collage

A 14”x14” sheet white Bristol board (or poster board)

A flower with 4 to 6 simple petals – ex. poppy, New Guinea impatiens, hibiscus

Sheets of colored art tissue paper – various shades of yellow, orange, and red

Scissors

Newspaper or old tablecloth to protect table

Scrap paper

Water

A bowl

Paper plates

White school glue


A pencil

A white eraser



SEE THE LIGHT

seethelightshine.com



Art Supplies for Repeated Sweets

2 sheets 11” by 14” Poster Board

1 sheet 11” by 14” watercolor paper

Pan of 8 or 16 watercolors

3 Watercolor brushes – one ¾”, one round brush medium, one round brush small

Waxy coated white paper plates (several)

Scissors

Pencil

White eraser

Bowl for water

Paper towels

Something to protect painting surface – like old newspapers



SEE THE LIGHT


seethelightshine.com

If possible: a piece of layer cake, a donut, a piece of pie or any favorite sweet treat for first lesson. A picture of a sweet treat may also be used.



SEE THE LIGHT

seethelightshine.com



Art Supplies for “SHIPWRECKED” Lessons

Creative Lettering with Heidi Shorts: COURAGE!

White or light colored regular paper– 8 1/2” by 11”

2 pencil

White eraser

Pencil Sharpener

12” Ruler

Box of colored Pencils

Crayola EXTREME colored pencils:

Black Light

Chalk Pastel Lesson with Pat Knepley: "Who Will Save Us?"

Dark shade paper – 9” by 12”

Grey kneaded eraser

12 or more chalk pastels

Florescent pastels

Black light

Baby Wipes

Box of Tissues

Old Shirt

Mixed Media With Jim Pence: God is My Lighthouse

2 jugs of water – 1 for clean water, 1 for dirty water

#12 watercolor bursh

10 Round brush

Craft foam brush

Black permanent markers – 1 fine point, 1 broad point

Set of 16 watercolors

Crayola EXTREME Florescent crayons

Black light

Paper towels

Piece of masking tape



Art Supplies for Sunflowers

An 11" by 14" piece of pastel or charcoal paper - tan, grey or light blue

Set of oil pastels (at least 24)

Stack of paper towels or paper napkins


Several artificial sunflowers

Baby wipes to clean hands



SEE THE LIGHT

seethelightshine.com



Art Supplies for “CROSSMAKER” Lessons

Creative Lettering with Heidi Shorts: GLORY

White or light colored regular paper or construction paper – 8.5x11 or 9x12

#2 pencil with eraser

Pencil sharpener

12 “ ruler

Box of colored pencils

Crayola EXTREME colored pencils

Black Light

Chalk Pastel Lesson with Pat Knepley: He is Not Here! He is Risen!

Medium tone paper – 9x12

#2 pencil

Grey kneaded eraser

12 chalk pastels



SEE THE LIGHT

info@seethelightshine.com

Fluorescent pastels

Black light

Baby Wipes

Box of Tissues

Paper Towels

Old Shirt

Mixed Media Lesson with Jim Pence: Three Crosses on a Hill

2 jugs of water – 1 for clean water, 1 for dirty water

Paper towels

Paper for watercolors

Round brush

#2 pencil

Craft foam brush

Permanent markers – 1 fine point, 1 broad point

Pair of scissors

Set of 16 watercolors

Crayola EXTREME Fluorescent crayon – lemon glacier

Black light



SEE THE LIGHT

info@seethelightshine.com



Art Supplies for “The Gift of Love” Lessons

Creative Lettering with Heidi Shorts: Rejoice

White or light colored regular paper or construction paper – 8 1/2 x 11 or 9 x 12

2 pencil with eraser

Pencil Sharpener

12” ruler

Box of Colored Pencils

Crayola EXTREME colored pencils

Black Light

Chalk Pastel Lesson with Pat Knepley: Away in a Manger

Light colored paper – 9” by 12”

Set of colored pencils that includes brown , gray, and white



SEE THE LIGHT

info@seethelightshine.com

Kneaded eraser

Crayola EXTREME colored pencils

Black Light

Chalk Pastel Drawing with Gloria Kohlmann: Portrait of Mary

Light blue piece of construction paper – 9 x 12

Portrait Sketch of Mary

Set of colored pastel chalk



SEE THE LIGHT

info@seethelightshine.com



Art Supplies for Tiffany Window

11"x14" piece of Bristol board or poster board

An artificial flower with leaves and multiple blooms

A #2 pencil

Good white or gray kneaded eraser

Set of broad magic markers in a variety of colors

Thick black permanent marker

Sharp point black permanent marker

Scrap paper or newspaper



SEE THE LIGHT

seethelightshine.com