

# The at Family



Developed by Cherry Carl  
Illustrated by Ron Leishman  
Images©Toonaday.com/Toonclipart.com



## -at Word Family List

at

gnat

spat

bat

hat

splat

brat

mat

that

cat\*

pat

format

chat

rat

fat

sat

flat

scat

# Friend or Foe?

(at)

(Tune: London Bridge)

Once there was a little mouse  
that came to live at our house,  
so Mama bought a kitty cat  
to make that little mouse go "scat."

That brand new special kitty cat  
sat right down to have a chat  
with that clever little mouse,  
and now they're friends in our house!



# The Best Cat

(at)

(Tune: The Itsy Bitsy Spider)


My kitten's not an angel.  
He plays with Mama's yarn.  
She says if he's not better  
she'll put him in the barn.  
He learned to use the scratching post  
and now my mama thinks that  
he will be the best cat that we've ever had!



# Cut and Paste: at



cat		fat	
chat		hat	
splat		rat	
bat		bat	



# Finish and Write: at



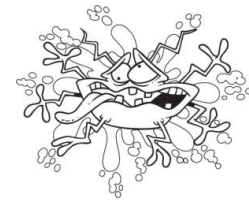
Say the name of each picture. If the picture belongs in the -at family and rhymes with *cat*, add -at to finish writing the word.




c



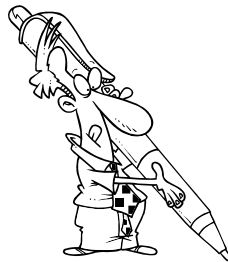
sc



sp



b




p



h



f



r



sp

# Circle and Write



Look at the picture in each box. Circle the word that matches the picture. Write the word on the lines.

1.



cat

cut

\_\_\_\_\_

-----

\_\_\_\_\_

2.



hut

hat

\_\_\_\_\_

-----

\_\_\_\_\_

3.



bat


bit

\_\_\_\_\_

-----

\_\_\_\_\_

4.



rut

rat

\_\_\_\_\_

-----

\_\_\_\_\_

5.



fat

far

\_\_\_\_\_

-----

\_\_\_\_\_

# X's and O's


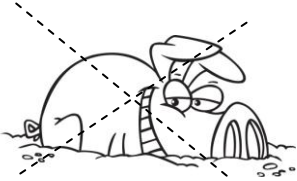









Directions for teacher/parent: Students circle each picture that ends with the *-at* rime. They make an x on each picture that does not end with the *-at* rime.



# More X's and O's



 _____ ----- _____	 _____ ----- _____	 _____ ----- _____
 _____ ----- _____	 _____ ----- _____	 _____ ----- _____
 _____ ----- _____	 _____ ----- _____	 _____ ----- _____

Directions to teacher/parent: Students circle each picture that ends with the *-at* rime and write the word in the box. If the picture does not end with the *-at* rime, students make an x over the picture.

# at See, Say, Spell and Write



\_\_\_\_\_

-----

\_\_\_\_\_



\_\_\_\_\_

-----

\_\_\_\_\_



\_\_\_\_\_

-----

\_\_\_\_\_



\_\_\_\_\_

-----

\_\_\_\_\_



\_\_\_\_\_

-----

\_\_\_\_\_

\_\_\_\_\_

mat

\_\_\_\_\_



# Alphabet Avenue

Place the words below in alphabetical order.

1.

\_\_\_\_\_  
-----  
\_\_\_\_\_

2.

\_\_\_\_\_  
-----  
\_\_\_\_\_

3.

\_\_\_\_\_  
-----  
\_\_\_\_\_

4.

\_\_\_\_\_  
-----  
\_\_\_\_\_

5.

\_\_\_\_\_  
-----  
\_\_\_\_\_

6.

\_\_\_\_\_  
-----  
\_\_\_\_\_

7.

\_\_\_\_\_  
-----  
\_\_\_\_\_

8.

\_\_\_\_\_  
-----  
\_\_\_\_\_

9.

\_\_\_\_\_  
-----  
\_\_\_\_\_

10.

\_\_\_\_\_  
-----  
\_\_\_\_\_

11.

\_\_\_\_\_  
-----  
\_\_\_\_\_

12.

\_\_\_\_\_  
-----  
\_\_\_\_\_

that

bat

pat

sat

chat

hat

mat

flat

cat

gnat

rat

at



# Cloze the Gap: at

Read the following sentences, saying the word "cat" when you come to a blank space. Use words from the *at* family to fill in the blanks and make sense. Reread your sentences to double check your choices!

1. My \_\_\_\_\_ had kittens last night!
2. Mom, I need a new ball and \_\_\_\_\_ for baseball.
3. A builder has to wear a \_\_\_\_\_ for safety.
4. Jan likes to \_\_\_\_\_ with her friends on the telephone.
5. Wear a \_\_\_\_\_ when you go outside.
6. We \_\_\_\_\_ on the rug to hear a story at school.
7. Do you like \_\_\_\_\_ milk?
8. Did you see the \_\_\_\_\_ in the Olympics?
9. The vet says that it's not healthy for pets to be \_\_\_\_\_.
10. Grandma washes her clothes at the \_\_\_\_\_.
11. We are learning about an animal's \_\_\_\_\_ at school.

## Word Bank

bat	cat	chat	habitat	laundromat
hardhat	fat	hat	acrobat	sat
nonfat				

# Simple Sentences (at)

Word Bank

rat

cat

bat

hat

Name \_\_\_\_\_

Read each sentence below, saying the -at picture names as you read. Rewrite the sentence and change each picture to a word. Illustrate the sentences on the back of your paper.

1. Matt gave his  a hug.

---

---

---

---

---

---

2. A  and a  are not the same.

---

---

---

---

---

---

3. The magician has a big black  .

---

---

---

---

---

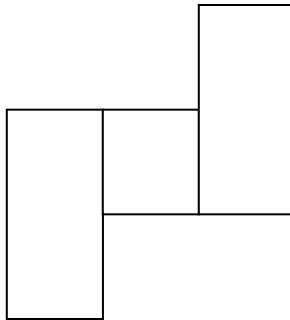
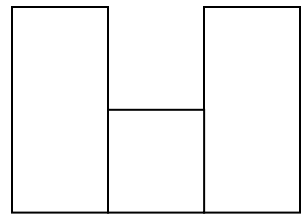
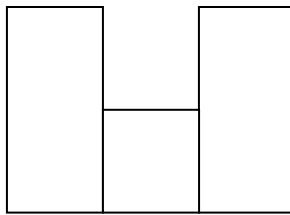
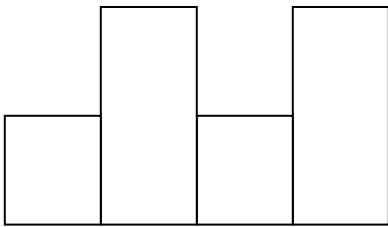
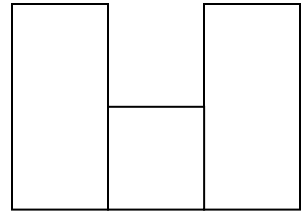
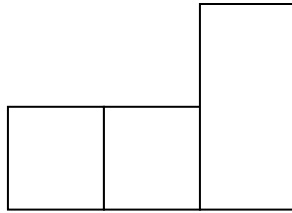
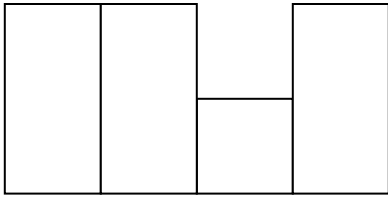
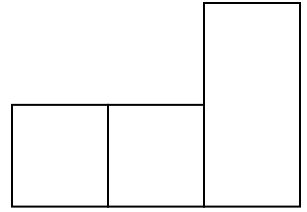
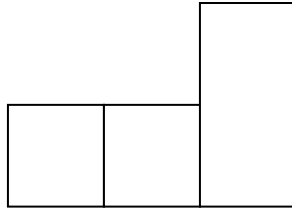
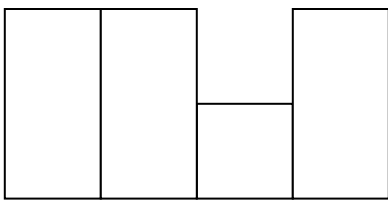
---

# Score With Scrabble!

SCORE

C <sub>3</sub>	H <sub>4</sub>	A <sub>1</sub>	T <sub>1</sub>						
F <sub>4</sub>	L <sub>1</sub>	A <sub>1</sub>	T <sub>1</sub>						
G <sub>2</sub>	N <sub>1</sub>	A <sub>1</sub>	T <sub>1</sub>						
S <sub>1</sub>	P <sub>3</sub>	L <sub>1</sub>	A <sub>1</sub>	T <sub>1</sub>					
T <sub>1</sub>	H <sub>4</sub>	A <sub>1</sub>	T <sub>1</sub>						
C <sub>3</sub>	O <sub>1</sub>	M <sub>3</sub>	B <sub>3</sub>	A <sub>1</sub>	T <sub>1</sub>				
F <sub>4</sub>	O <sub>1</sub>	R <sub>1</sub>	M <sub>3</sub>	A <sub>1</sub>	T <sub>1</sub>				
N <sub>1</sub>	O <sub>1</sub>	N <sub>1</sub>	F <sub>4</sub>	A <sub>1</sub>	T <sub>1</sub>				
A <sub>1</sub>	C <sub>3</sub>	R <sub>1</sub>	O <sub>1</sub>	B <sub>3</sub>	A <sub>1</sub>	T <sub>1</sub>			
D <sub>2</sub>	E <sub>1</sub>	M <sub>3</sub>	O <sub>1</sub>	C <sub>3</sub>	R <sub>1</sub>	A <sub>1</sub>	T <sub>1</sub>		
D <sub>2</sub>	I <sub>1</sub>	P <sub>3</sub>	L <sub>1</sub>	O <sub>1</sub>	M <sub>3</sub>	A <sub>1</sub>	T <sub>1</sub>		
H <sub>4</sub>	A <sub>1</sub>	B <sub>3</sub>	I <sub>1</sub>	T <sub>1</sub>	A <sub>1</sub>	T <sub>1</sub>			

# Configuration Station: at



Word Bank			
bat	cat	rat	sat
hat	that	chat	flat
	pat	fat	



# Definition Derby: at

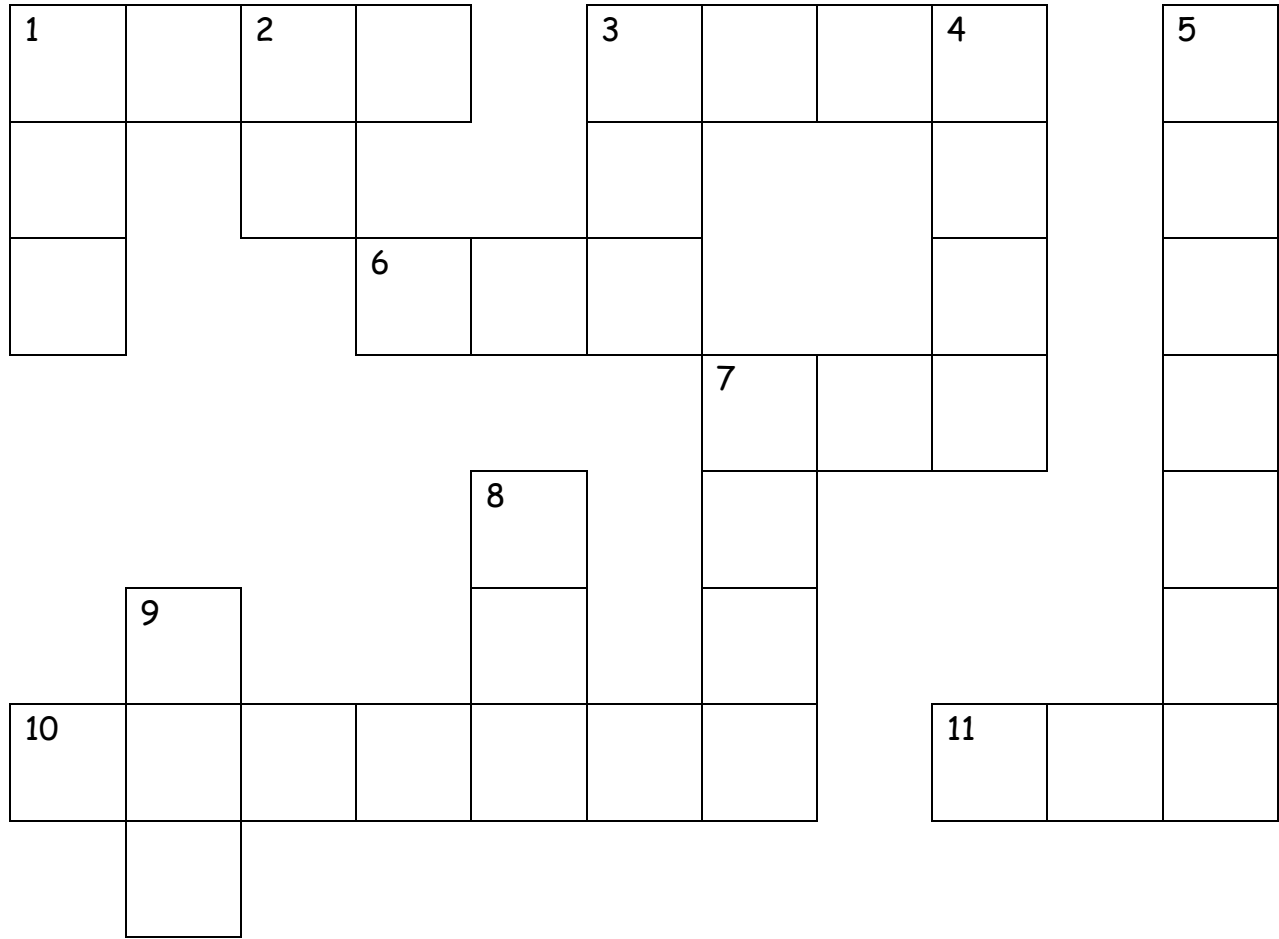


Read each -at family word in the first column. Find the correct definition and write the matching letter next to the word (see sample). Write each word in a sentence.

Word		Sentence	Definition
1. bat	e	<i>A bat is used to hit the ball in baseball.</i>	a. to talk or have a conversation
2. bat			b. level, even or smooth; having little or no air
3. brat			c. a covering for the head; a cap or bonnet
4. cat			d. to lightly touch or tap
5. chat			e. a strong wooden stick used in baseball
6. fat			f. a small carpet or rug
7. flat			g. a naughty child
8. hat			h. a small, furry pet that catches mice
9. mat			i. a rodent that looks like a large mouse
10. pat			j. past tense of the word <i>sit</i> ; took a seat
11. rat			k. overweight; cooking oil
12. sat			l. a small, furry animal that flies



# Crossword Puzzle: at



## Across

1. smooth; even
3. friendly talk
6. past tense of sit
7. a wooden club used in baseball
10. the place where a wild animal lives
11. to gently tap

## Down

1. opposite of thin
2. in, on, or by
3. a pet that says, "Meow"
4. opposite of *this*
5. gymnast
7. a naughty child
8. a covering for the head
9. a small rug

## Word Bank

cat	rat	sat	fat	bat	hat	at
flat	mat	chat	that	acrobat	habitat	pat


cat



cat




cat



hat




fat



rat



rat



bat



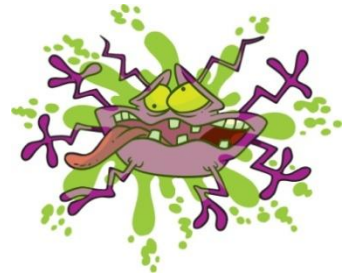
flat



chat



splat



sat




spat



hardhat



acrobat




pat



brat



combat



# at Partner Puzzles

Print the Partner Puzzle on vellum. Laminate for durability or print in gray scale for children to cut, color and glue.

cat



hat



rat



flat



bat




chat



# at Words and Pictures for Sorts and Stuff

-at Pictures and Words



-at Pictures and Words

fat

-at Pictures and Words



-at Pictures and Words

cat

-at Pictures and Words



-at Pictures and Words

hat

-at Pictures and Words



-at Pictures and Words

rat



# at Words and Pictures for Sorts and Stuff

-at Pictures and Words



-at Pictures and Words

# hardhat


-at Pictures and Words



-at Pictures and Words

# chat

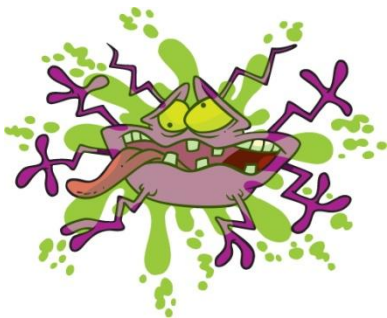
-at Pictures and Words



-at Pictures and Words

# flat

-at Pictures and Words




-at Pictures and Words

# splat

# at Words and Pictures for Sorts and Stuff

-at Pictures and Words



# acrobat

-at Pictures and Words

-at Pictures and Words



# bat

-at Pictures and Words

-at Pictures and Words



# pat

-at Pictures and Words

-at Pictures and Words



# brat

-at Pictures and Words

# at Words and Pictures for Sorts and Stuff

-at Pictures and Words



-at Pictures and Words

spat

-at Pictures and Words

vat

-at Pictures and Words

that

-at Pictures and Words

nonfat

-at Pictures and Words

gnat

-at Pictures and Words

habitat

-at Pictures and Words

wombat

# at Family Word Slide

\_\_\_\_\_

at

\_\_\_\_\_



at Family Word Slide  
(Sound Blending)

Print on vellum, cut, and laminate for durability. Cut the top and bottom slits to the left of the rime chunk for the slide. Model proper use for students: blending to form and say new words.

b

br

c

ch

f

fl

gn



h

m

p

r

s

spl

th






-at penny push




-at penny push









-at penny push




-at penny push

# What's it Worth? (at)

(cut, spell, glue and add)

a 1	a 1	a 1	a 1	a 1	r 3
t 2	t 2	t 2	t 2	t 2	c 3
c 3	h 4	b 6	f 2		





\_\_\_\_\_ at

\_\_\_\_\_ at

\_\_\_\_\_ at

\_\_\_\_\_ at

\_\_\_\_\_ at

\_\_\_\_\_ at



-at family

\_\_\_at \_\_\_at

\_\_\_at \_\_\_at

\_\_\_at \_\_\_at

\_\_\_at \_\_\_at



-at family

\_\_\_at \_\_\_at

\_\_\_at \_\_\_at

\_\_\_at \_\_\_at

\_\_\_at \_\_\_at



My at Book



My at Book



# Word Family (-at)

at, bat, brat, cat, chat, fat, flat, gnat, hat, mat,  
pat, rat, sat, spat, splat, that, vat

Write sentences or a story with -at words of your choice.

Handwriting practice lines consisting of solid top and bottom lines with a dashed middle line. There are five sets of these lines provided for writing.