


# THE BIBLE *and the* VIRGIN MARY

LEADER GUIDE



JOURNEY THROUGH SCRIPTURE

*Nihil obstat:* Reverend James M. Dunfee

*Imprimatur:* Most Reverend Jeffrey M. Monforton, Bishop of Steubenville

October 16, 2014



Copyright © 2014 St. Paul Center for Biblical Theology. All rights reserved.

Library of Congress Control Number: 2016932468

ISBN: 978-1-941447-52-9

With the exception of short excerpts used in articles and critical reviews, no part of this work may be reproduced, transmitted, or stored in any form whatsoever, printed or electronic, without the prior permission of the publisher.

Some Scripture verses contained herein are from the Catholic Edition of the Revised Standard Version of the Bible, copyright ©1965, 1966 by the Division of Christian Educators of the National Council of the Churches of Christ in the United States of America. Used by permission. All rights reserved.

English translation of the *Catechism of the Catholic Church* for the United States of America, copyright ©1994, United States Catholic Conference, Inc. – Libreria Editrice Vaticana. English translation of the *Catechism of the Catholic Church: Modifications from the Editio Typica* copyright ©1997, United States Catholic Conference, Inc. – Libreria Editrice Vaticana.

Every reasonable effort has been made to determine copyright holders of excerpted materials and to secure permissions as needed. If any copyrighted materials have been inadvertently used in this work without proper credit being given in one form or another, please notify the St. Paul Center in writing so that future printings of this work may be corrected accordingly.

Writers: David Scott, Emily Stimpson, Raquel Lopez, Joan Watson, Matthew Leonard

Media/Print Production: Matthew Leonard, Falling Upwards Productions LLC, Scionka INC, Nate Roberts, Alex Renn

Graphic Design: Alex Renn, Margaret Ryland

Acknowledgement: We sincerely thank all those whose generosity of time, talent and finances made this project possible. Of special note are The Turicchi Family Foundation, the Ruth D. and Wylie Todd Charitable Foundation, and Our Sunday Visitor Institute.

St. Paul Center for Biblical Theology

1468 Parkview Circle

Steubenville, OH 43952

Front Cover image: The Madonna of the Rose (Madonna della rosa).  
Photo Credit: Museo del Prado, Madrid, Spain / HIP / Art Resource, NY.

# TABLE OF CONTENTS

|  |     |
|--|-----|
| INTRODUCTION – <b>WELCOME TO JOURNEY THROUGH SCRIPTURE</b> ..... | 5   |
| STUDY COMPONENTS.....  | 6   |
| HOW TO USE THIS LEADER GUIDE.....                                | 7   |
| LESSON ONE – <b>A BIBLICAL INTRODUCTION TO MARY</b> .....        | 11  |
| LESSON TWO – <b>HANDMAID OF THE LORD</b> .....                   | 27  |
| LESSON THREE – <b>WEDDING AT CANA, GARDEN IN EDEN</b> .....      | 41  |
| LESSON FOUR – <b>THE NEW EVE</b> .....                           | 55  |
| LESSON FIVE – <b>THE ARK OF THE NEW COVENANT</b> .....           | 69  |
| LESSON SIX – <b>BORN OF A VIRGIN</b> .....                       | 83  |
| LESSON SEVEN – <b>THE PROMISED MOTHER</b> .....                  | 97  |
| LESSON EIGHT – <b>MOTHER CROWNED IN GLORY</b> .....              | 111 |
| LESSON NINE – <b>FULL OF GRACE</b> .....                         | 125 |
| LESSON TEN – <b>ALL HOLY</b> .....                               | 139 |
| LESSON ELEVEN – <b>THE ASSUMPTION</b> .....                      | 153 |
| LESSON TWELVE – <b>ALWAYS A MOTHER</b> .....                     | 165 |
| APPENDIX – <b>COMMON MARIAN PRAYERS</b> .....                    | 183 |



Immaculate Conception. Giovanni Battista Tiepolo (1696-1770)



# WELCOME TO JOURNEY THROUGH SCRIPTURE



Journey Through Scripture is the St. Paul Center's dynamic Bible study program designed to help ordinary Catholics grow in their knowledge of the Scriptures while deepening their understanding of the riches of our faith. Distinctively Catholic, Journey Through Scripture reads the Bible from the heart of the Church, engaging both the Old and New Testaments and how they work together. It's grounded in history, yet actively engages topics faced by today's Catholic. More than just an ordinary Bible study, it's biblical catechesis.

There are several Journey Through Scripture studies. The Leader Guide you are holding is for *The Bible and the Virgin Mary*, a dynamic twelve-part video series that beautifully explains the Catholic truths about Our Lady showing how she has been a part of God's plan to bring salvation to the world since the beginning of time. In addition to explanation of dogmas, answers to common objections, and demonstration of Mary's presence in the Old and New Testaments, this study discusses Church-approved Marian apparitions that play an important role in Catholic Tradition. It's sure to help Catholics and non-Catholics alike grow in an understanding and appreciation of the Mother of God.



Queen of Angels. William Bouguereau (1825-1905)

# STUDY COMPONENTS



*The Bible and the Virgin Mary* is designed for both group and individual study. It contains four components, all of which can be ordered at **JourneyThroughScripture.com**.

- » This Leader Guide
- » Participant Workbooks
- » DVDs
- » *Hail, Holy Queen* by Dr. Scott Hahn





The Sistine Madonna. Raffaello Sanzio (1483-1520)

# HOW TO USE THIS LEADER GUIDE



This Leader Guide will serve as just that—your guide to help participants for the duration of the study. The first thing to note is that this guide contains all the same material found in the Participant Workbook: review notes, lesson objectives, review and discussion questions, memory verses, and more.

In addition, it contains text intended only for you, the leader. In each of the lessons, this text is red and comes in two forms. Information that is not necessarily communicated to participants is under the heading “ **LEADER NOTE.**” Suggested text you can use to tell participants information they need is under the heading “ **LEADER SAYS.**”

## **Further Reading and Preparation**

At the end of every lesson, there are listed readings designed to help you and those in your study go deeper into the material. These readings come from Scripture, the *Catechism of the Catholic Church*, and *Hail, Holy Queen* by Dr. Scott Hahn, the book upon which this study is based. *Hail, Holy Queen* is available for purchase at [JourneyThroughScripture.com](http://JourneyThroughScripture.com).

## **Practical Tips for Leading Journey Through Scripture**

**PRAY** – The first step is always to bathe your efforts in prayer. Ask the Holy Spirit to use you for the glory of God and to bless the study.

Catholic Bible study is a spiritual, intellectual, and ecclesial undertaking. And it involves real spiritual warfare. “For we are not contending against flesh and blood, but against the principalities, against the powers, against the world rulers of this present darkness, against the spiritual hosts of wickedness in the heavenly places” (Eph 6:12). Don’t be unarmed as you go into battle.

**CHOOSE A GOOD TIME AND LOCATION** – The first question to ask is who you are targeting with your study: Stay at home moms? Teens? Women’s group? Men’s group? Everybody? Tailor your study to your audience by arranging a convenient time and place to draw your intended demographic.

Be creative in your timing. For example, some Journey Through Scripture studies are offered at the same time as the PSR (Parish School of Religion) classes for children. The parents can attend a Bible study instead of having to leave and come back.

Location is a key factor, so make it convenient and comfortable so people will want to stay and listen. Make sure everyone can see and hear the video.

**PREPARATION** – Take some time before each lesson and read through the notes so you’re familiar with what’s coming. Read the answers to the Review Questions in this Leader Guide.

Preparation doesn’t just include personal preparation, though. It’s also wise to check your equipment ahead of time to make sure everything is working smoothly before people arrive.

**SMALL GROUPS** – Whether or not you employ small group discussion following the video presentation is completely up to you and the make-up of your group. Journey Through Scripture allows a great deal of flexibility in this regard. The Review and Discussion questions at the end of each lesson provide good material for such groups.

If you decide to break into small groups, try to have some “people” people assigned to each of the groups. You want outgoing personalities who are comfortable engaging others. However, you don’t want them to act as moderators, but more like facilitators, keeping the conversation on track and making sure everyone who wants to has a chance to contribute.

**REFRESHMENTS** – It’s generally a good idea to plan in some social time with refreshments if you can. It doesn’t need to be elaborate or expensive. But there is something quasi-sacramental about eating together; it is a family activity and, gathered as the Church, we are family. It also gives participants an opportunity to get to know each other, which is a very valuable and, in some areas, difficult-to-achieve part of parish life.



**NAME TAGS** – This is especially important in the first few sessions when people are getting to know each other.

**START ON TIME** – While it’s tempting to wait a few extra minutes for latecomers, it’s better to start on time. This teaches the people who come late to arrive on time the following week and doesn’t punish those who show up on time.

Also, try to hang around a bit after the session is over. This will give people who may have been afraid to speak up in front of others a chance to ask a question.

**BIBLE** – Encourage your participants to bring a Bible to the study. Journey Through Scripture uses the Revised Standard Version Catholic Edition for all Scripture references that are not directly from the liturgy.

**Example Journey Through Scripture Session**

Journey Through Scripture is intended to be a very flexible study. Below is a sample for how a typical session might look:

| <b>Time</b>   | <b>Section</b>   |
|---------------|--|
| 5–7 minutes   | Announcements, Prayer, and Introduction of the Lesson  |
| 25–30 minutes | Video  |
| 10 minutes    | Break  |
| 10–15 minutes | Review Questions                                       |
| 10–15 minutes | Discussion Questions                                   |
| 2 minutes     | Review of Memory Verse and Preparation for Next Lesson |
| 1 minute      | Closing  |

From here on, all leader information in this guide will be **marked in red**. All the text in black is identical to what your participants see in their workbook.



# LESSON ONE

## A BIBLICAL INTRODUCTION TO MARY



The Madonna of the Rose (Madonna della rosa). Raffaello Sanzio (1483-1520)





The Niccolini-Cowper Madonna, detail. Raffaello Sanzio (1483-1520)



# LESSON ONE

## LEADER NOTE

### Opening Prayer and Introduction

At the beginning of the first session, introduce yourself and then open in prayer. If you're not comfortable praying in your own words, you can use the prayer written below. Each lesson has an opening and closing prayer written out for your use.

## LEADER SAYS

### Opening Prayer

“Before we begin, let's open in a word of prayer.

We praise You, God, for Your grace and mercy and for the many blessings that You have poured out upon us. Please be with us, and guide us as we study the truths about the Blessed Virgin Mary revealed in Sacred Scripture. May the study of Your Word transform our hearts and minds so that we grow in love for you, and for our neighbor. Amen.”

### Welcome

“Welcome to our first session of *The Bible and the Virgin Mary*. Over the coming weeks, we are going to take a thorough look at Catholic teaching about Mary. This study is designed to help all of us grow in appreciation and understanding of the role Our Lady plays in our path to heaven.

Journey Through Scripture is a Catholic Bible study series, which means a lot of what we're going to learn is the relationship between Catholic doctrine about Mary and Sacred Scripture.

That being said, everyone—Catholic and non-Catholic—is welcome to attend. In fact, we encourage you to invite friends to come with you.”

### **Introduction of the Lesson Flow**

“Before we begin the video and start the study, I want to quickly go over what’s in your workbook so that you know what to expect as we go through this series. First, you’ll see at the beginning of Lesson One there is a description of this particular study. Starting in Lesson Two, you’ll see review notes from the previous session at the beginning of the lesson. It’s a good idea to read these review notes before we begin the current lesson to reinforce what we went over last time.

Next, you’ll see a little film projector icon with the title “What We’ll Cover In Lesson One.” This tells us what we’ll see in the video lesson. For example, Lesson One begins with an introduction by Dr. Scott Hahn, followed by *The Bible and the Virgin Mary* lesson itself presented by Matthew Leonard. Starting in Lesson Two, Matthew will begin each session with a short presentation on one of the Vatican-approved Marian apparitions, and then move into the lesson itself.

Under the title “Themes Covered”, you’ll see a quick list of the major points that will be covered in the lesson, followed by a list of Scripture references. These are listed in case you want to go back and read them later.

Each one of the videos is about 25–30 minutes long.

After the video is finished, we’ll break into groups and go over the Review and Discussion questions. I’ll give some direction for those once we get there.

You’ll also notice there is a suggested memory verse for each lesson, as well as further reading to help you get the most out of this study. *The Bible and the Virgin Mary* is based on Dr. Scott Hahn’s book titled *Hail, Holy Queen*.

## Setting the Stage

“So we’re about ready to begin session one. If you look at the bullet points under “What We’ll Cover in Lesson One,” you’ll notice that this session is about how Catholics approach Sacred Scripture. Our goal is to establish how we read Scripture from the heart of the Church. Once we do that, Mary’s starring role in the Bible starts to become clear. So let’s begin.”

### LEADER NOTE

Start Video. When video is complete, refer to the next Leader Note.



Madonna and Child Embracing. Giovanni Battista Salvi ('Sassoferrato', 1605-1685)





# LESSON ONE

## A BIBLICAL INTRODUCTION TO MARY



If ignorance of Scripture is ignorance of Christ, as St. Jerome famously stated, then ignorance of Scripture is also ignorance of Mary. This is because “What the Catholic faith believes about Mary is based on what it believes about Christ, and what it teaches about Mary illumines in turn its faith in Christ” (CCC 487). In other words, we can’t fully understand Christ without understanding Mary.

Following the interpretive pattern of the authors of Scripture and the Fathers of the Church, *The Bible and the Virgin Mary* examines the role of Mary in salvation history. Through a method called typology (see CCC 128–130) we’ll study her role as the New Eve, the Ark of the New Covenant, and the Queen Mother. This study also examines Catholic doctrine with regard to the Blessed Virgin, answering common objections along the way. As a bonus, we’ll also explore the Vatican-approved apparitions of Our Lady that have occurred over the last two millennia.

By the end of *The Bible and the Virgin Mary*, you’ll understand why Catholics honor Mary as the human person who most perfectly conforms to the image of God. She’s an icon of what we are to become. Let’s get started!



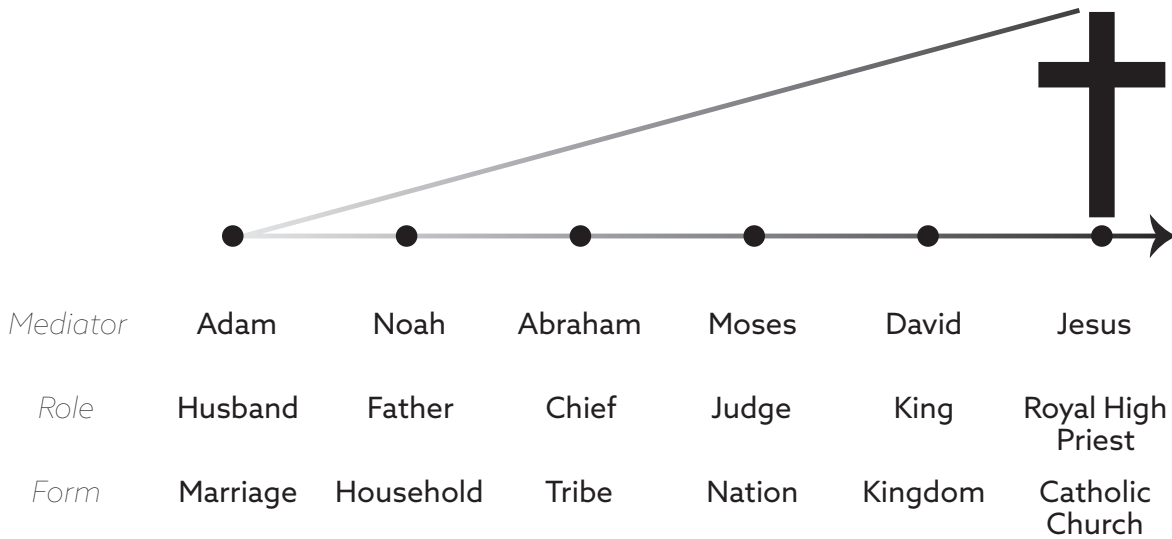
Madonna of the Rosary. Bartolomé Esteban Murillo (1617-1682)

**WHAT WE'LL COVER IN LESSON ONE**

**Introduction:** Dr. Scott Hahn, Founder and President of The St. Paul Center for Biblical Theology

**Themes Covered**

- » How to properly read the Bible, particularly passages about Mary
- » Review the texts that mention Mary and begin to see the vital nature of her role in helping us get to heaven
- » Learn the connection between Jesus, Mary, and the nation of Israel
- » Discuss the importance of covenants in understanding the story of salvation history
- » See how Mary is the divine “sign” promised by God in the Old Testament
- » Overview of the rest of the study



**Scripture Verses Read In This Lesson**

- » 2 Timothy 3:16–17
- » Matthew 1:18–25
- » Matthew 2:6
- » Micah 5:2–3

# NOTES

---

---

---

---

---

---

---

---

---

---

---

---

---

---

---

---

---

---

---

---

---

---

---

---

---

---

---

---

---

---

**"All my own perception of beauty both in majesty  
and simplicity is founded upon Our Lady."  
— J. R. R. Tolkien —**

**LEADER NOTE**

Take a short break at the end of the video and then begin the Review and Discussion Questions.

If your group is large, break them up into appropriately sized groups (e.g. 6–10 people).

Explain the purpose of the Review Questions (see below) and let them know how long you have set aside for this section.

Brief answers to the Review Questions are listed below so you can help along any group that may not be able to answer a particular question.

**LEADER SAYS:**

“The Review Questions are exactly that – a review of the material from the video. If you were listening closely, Matthew Leonard discussed the answer to each of these questions in the lesson segment. See if you can answer them.”



Pentecost. Louis Galloche (1670-1761)



## REVIEW QUESTIONS

1. What does it mean to do a literal or literary reading of the Bible?

ANSWER: A literal or literary reading means figuring out the literal meaning of the words in context. In other words, to what do the words on the page directly refer?

2. What is salvation history? What is the place of covenants in salvation history?

ANSWER: Salvation history is history from God's perspective. It is the story of how He has made men and women part of His family. Unlike contracts that use your name, a covenant is a sacred oath sworn in God's name. Instead of a business contract that exchanges goods and services, a covenant exchanges persons. Covenants make families. In salvation history, covenants are the means by which God makes us a part of His family.

3. How does the Gospel of Matthew position Mary at the center of Israel's history? At the center of human history?

ANSWER: In the genealogy that opens his gospel, Matthew sets Jesus up as the "son of David" and "son of Abraham." He is the Messiah that Israel has been awaiting for centuries. Then Matthew places Mary at the center of Israel's history by saying that she gave birth to this long-awaited Messiah. Mary is at the center of human history because the fruit of her womb is not just the Messiah awaited by Israel, but the source of the world's salvation.

4. Why is it important to understand the Old Testament context Matthew assumes when writing his Gospel?

ANSWER: If we don't understand the Old Testament context Matthew assumes, we won't understand that he is identifying Mary as the "divine sign" that God promised to give his people that he would come again and dwell with his people. She is the virgin prophesied by Isaiah (7:14). It is through Mary that God has "brought forth" the ruler of Israel as prophesied by Micah (5:2-3). She is the sign of God's faithfulness to his covenant with David.

 **LEADER NOTE**

**Discussion Questions**

Once your participants have completed the Review Questions, move on to the Discussion Questions. Tell them how long they have to answer these and then tell them the difference between the Review and Discussion Questions (see below).

 **LEADER SAYS**

“While there are specific answers to the Review Questions that are directly from the lesson material in the video, the Discussion Questions are different. There are no right or wrong answers. These questions are meant to spur a conversation between the people in your group.”

**DISCUSSION QUESTIONS**

1. The person of Mary has influenced artists, authors, and composers throughout the centuries. Have any of these impacted your devotion or faith life?

2. Why do you think non-Catholics struggle with Catholic teaching about Mary?

3. Have you ever had to defend the Church's teachings about Mary?

4. Have you ever struggled with Catholic teaching about Mary? Have those struggles resolved themselves? If so, how? If not, what questions do you have that still need to be answered?

 **LEADER NOTE**

**Memory Verse and Follow Up Reading**

Before dismissing the participants, please point out to them the Memory Verse for this lesson, as well as the follow up reading for Lesson Two.

 **LEADER SAYS**

“The Bible tells us that if we want to protect ourselves from sin we should memorize and meditate on the Word of God. Psalm 119:9–11 says:

“How can a young man keep his way pure?  
By guarding it according to thy word.  
With my whole heart I seek thee;

let me not wander from thy commandments!  
I have laid up thy word in my heart,  
that I might not sin against thee.”

In addition to our memory verse, take a look at the follow-up reading and the preparation for Lesson Two. By preparing, you’re going to get a lot more out of each session. And since Our Lady is such a vital part of our spiritual lives, it makes sense for us to be as prepared as possible for all the Lord wants to teach us about His mother.”

### **Closing Prayer**

“And on that note, let’s close in prayer. Since this is a study of the Virgin Mary, we’re going to close with a Hail Mary. If you don’t know the words, you can find them in the back of your workbook.

Hail Mary,  
Full of grace,  
The Lord is with Thee.  
Blessed art Thou amongst women,  
And blessed is the fruit  
Of thy womb, Jesus.  
Holy Mary,  
Mother of God,  
Pray for us sinners now,  
And at the hour of our death. Amen.”

**THIS LESSON'S MEMORY VERSE**

"All Scripture is inspired by God and profitable for teaching, for reproof, for correction, and for training in righteousness, that the man of God may be complete, equipped for every good work."

2 Timothy 3:16-17

**FOLLOW-UP READING AND PREPARATION FOR THE NEXT LESSON**

- » *Hail, Holy Queen*, Chapter 1
- » Matthew 1
- » Luke 1:1-38
- » *Catechism of the Catholic Church* 484-486, 489

*Additional Study Resources Available at [www.StPaulCenter.com](http://www.StPaulCenter.com)*





