

2005 Model Year



The Bora





If you're about to choose a new car, what would your list of requirements include? A powerful engine? Dynamic performance? A perfectly weighted chassis for agile roadholding? Quality build and a high level of safety and security? Such features, and more, are captured in the Bora. Why not follow us through this brochure to discover more about the Bora experience.

Contents.

4 Engines.

6 Safety.

8 – 23 Equipment.

10 The Bora S.

12 The Bora SE.

14 The Bora Highline.

16 The Bora Sport.

18 Optional equipment.

24 – 29 Colours and upholstery.

24 Paint.

26 Upholstery and leather.

28 Combinations.

30 – 37 Engine specifications and equipment list.

30 Technical specifications.

36 Standard equipment list.

38 Volkswagen service.

Model shown is the Bora S.



Engines.

Once you've decided upon a Bora, you'll be faced with an enviable choice – which one of the seven highly efficient engines do you prefer? Will it be one of the four petrol engines? Such as the economical 1.6 litre 105 PS manual, also available as a 102 PS automatic version?

Perhaps the 2.0 litre 115 PS or, if it's performance you're seeking, consider two 1.8 litre Turbo units, developing 150 PS and 180 PS.

Or would a diesel be more appropriate? There are three available, all 1.9 litre TDI versions; they produce 100 PS, 130 PS or 150 PS. The TDI engines feature the 'Pumpe Düse' fuel injection system, resulting in increased torque whilst maintaining exceptional fuel economy. When you consider that the 1.9 litre TDI 130 PS can accelerate the Bora from 0 - 62 mph in just 10.1 seconds, reach 127 mph (where law permits) and still return 51.4 mpg* over the Combined fuel cycle, it's easy to see why the new generation of diesels is such an appealing option. To complement the engine range there are manual, automatic or tiptronic gearboxes available.

Whichever power supply you choose, you'll find engine noise has been suppressed to an absolute minimum, helping you arrive at your destination in a more relaxed state.

* Please see pages 30-34 for fuel consumption figures.

Model shown is the Bora Sport.



Safety.

For every frequent road user, the one thing that counts above all, besides comfort and performance, is safety. That's why, on the latest Bora, you'll find every model fitted with ESP, an Electronic Stabilisation Programme. This intelligent system monitors the steering angle and compares it with the actual vehicle movement. If the system recognises a major variation it reacts in milliseconds by applying the brakes to individual wheels and automatically adjusting the engine's power output helping to correct oversteer, understeer and loss of stability of the vehicle. However, this additional safety feature should not lead to carelessness because, despite its proven quality, ESP cannot dispense with the laws of physics. The ESP feature is also supported by Electronic Differential Lock (EDL) and Anti-Slip Regulation (ASR). In combination, these exceptional innovations help maximise driver and passenger safety.

In addition to ESP, you'll find every Bora equipped with disc brakes both front and rear. The front discs are also ventilated to deliver the most efficient braking.

Regardless of your driving experience, you can never account for other road users or unforeseeable driving situations. It's unfortunate, but accidents do happen, so it's comforting to know you can rely on Volkswagen's passive safety features to help protect both you and your passengers.

During the design process, advanced computer technology was employed to simulate collisions from probable angles. The information gathered was fully utilised in the Bora's chassis construction that has an inner survival zone guarded by crumple zones both front and rear. These crumple zones are designed to absorb energy following a collision, thereby helping to protect the survival zone and minimise occupant injury.

The second most common accident involves side impact. The Bora is, therefore, equipped with side airbags in the front seats, a reinforced chassis, energy absorbing protection padding and side impact bars. In addition, there is the innovative Isofix child seat mounting system. This allows children's seats equipped with the Isofix system to be fitted securely to the Bora's body via eyes between the rear seat backrest and seat base. Volkswagen approved children's seats with the Isofix system can be purchased from your Volkswagen retailer.

As an optional extra, two curtain airbags are available to cushion both front and rear seated occupants. These airbags are situated overhead and cover the side windows to provide added protection around the head.



- 01** ABS is standard on all models to provide the highest level of active safety.
- 02** At night-time, the door-mounted 'puddle' lights illuminate the ground when opening the front doors.
- 03** Driver and front passenger airbags are standard on all Bora models.
- 04** For greater protection, front seat side airbags are standard on all Bora models.
- 05** Two additional curtain airbags are available as an optional extra.
- 06** The Isofix system can quickly accommodate a child seat with an extremely secure fitting.



Fulfil your expectations. The Bora Highline.



01



02



03



04

- 01 Model shown is the Bora S with 'Line' cloth upholstery.
- 02 The multifunction computer allows you to monitor such information as journey time and fuel consumption.
- 03 An alarm with interior protection, with the added convenience of remote central locking, is standard on all models.
- 04 Front and rear electric windows are standard on all models.

The Bora S.

The Bora S impresses in many respects – from its stylish design and outstanding quality to its dynamic performance.

But when you consider the list of standard equipment, you'll also appreciate why the Bora represents superb value for money.

All Boras are fitted with a multifunction computer, alarm with interior protection and remote central locking, Electronic Stabilisation Programme (ESP), ABS, driver and front passenger airbags, front seat side airbags, electrically heated and adjustable door mirrors, front and rear electric windows, manual air conditioning and, on the S, SE and Highline models, the centre console, ashtray lid and interior door handles are trimmed in stylish aluminium. There is also a height and reach adjustable steering wheel, an electronic engine immobiliser, 'Line' cloth upholstery, split folding rear seat with lockable backrest and three rear head restraints with three 3-point seat belts.



01



02



03

- 01** Model shown is the Bora SE automatic with 'Motion' velour upholstery. The leather rimmed multifunction steering wheel allows you to operate the cruise and radio controls without taking your hands off the wheel. Front-loading single CD player is optional at extra cost.
- 02** A rain sensor regulates the speed of the wipers depending on the weather conditions.
- 03** Elegant 16" 'Le Castellet' alloy wheels with 205/55 tyres are standard on SE models.

The Bora SE.


The Bora has been designed to deliver driving excitement, but not at the expense of comfort and convenience. Therefore, choose the Bora SE and you'll benefit from an extensive list of standard equipment that includes a multifunction steering wheel including cruise control, body-coloured side and bumper strips, a 'Gamma' radio/cassette, rain sensitive windscreen wipers, automatic dimming interior rear-view mirror, front cup holders and 16 inch 'Le Castellet' alloy wheels with 205/55 tyres and anti-theft wheel bolts. Comfort is further enhanced with 'Motion' velour upholstery, driver and front passenger seat height and lumbar adjustment and driver's seat centre armrest.



01



02



03

- 01 Model shown is the Bora Highline with sumptuous leather upholstery.
- 02 Heated front sports seats provide great comfort over the winter months.
- 03 Sporty 16" 'Montreal II' alloy wheels with 205/55 tyres are standard on Highline models.


The Bora Highline.

If you're looking for something that delivers a little more than simply stylish design and dynamic performance, you need to check out the Bora Highline. With a range of standard equipment that is nothing short of exceptional, the Bora Highline goes one step further, delivering a heady mix of driving excitement, sporty aesthetics and impressive value for money.

For a start, rear parking sensors and a multifunction steering wheel including cruise control help to make driving as pleasurable and easy an experience as possible. Front cup holders and a driver's centre armrest offer an extra touch of convenience, while driver's and front passenger's seat height and lumbar adjustment assures you of total driving comfort. Add heated leather sports seats and 16 inch 'Montreal II' alloy wheels complete with anti-theft wheel bolts for a truly sporty look, and you can soon see why the Bora Highline has the edge.



01



02



03

- 01 Model shown is the Bora Sport manual with 'Tara' velour upholstery.
- 02 Elegant 16" 'Le Castellet' alloy wheels with 205/55 tyres are standard on Sport models.
- 03 A dash-mounted six CD autochanger and electronic climate control are standard on the Sport.

The Bora Sport.

The Bora Sport is available with three petrol and two diesel engines. You can choose from a 2.0 litre 115 PS unit, two 20V 1.8 litre turbo units which develop 150 PS and 180 PS, or two 1.9 litre TDI units which develop 130 PS and 150 PS.

The Sport also provides an air of exclusivity, thanks to the luxurious equipment fitted as standard. The exterior features elegant 6½J x 16 'Le Castellet' alloy wheels with 205/55 tyres and front fog lights mounted within the headlight units. On the inside, standard items include front sports seats, with height and lumbar adjustment, upholstered in 'Tara' velour, front and rear carpet mats, walnut wood inserts in the centre console, gear knob*, ashtray lid and interior door handles, and electronic climate control air conditioning.



* Leather on automatics.



Optional equipment for the Bora.

Alloy wheels.

Whether you choose the 'Jarama' which is optional for the Bora S, or the 'Pau' for the SE or Highline, they are all designed and built for performance. Please note the optional alloy wheel packs contain four alloy wheels and a steel spare wheel.



- 01 Four stylish 6J x 15 'Jarama' alloy wheels with 195/65 tyres and anti-theft wheel bolts. Optional on S models.
- 02 Four distinctive 6½J x 16 'Pau' alloy wheels with 205/55 tyres and anti-theft wheel bolts. Optional on SE and Highline models.
- 03 Four sporty 7J x 17 'Longbeach' alloy wheels with 225/45 tyres feature as part of the Sports pack.

Sports pack.

You can further enhance the appearance and handling of the Bora Sport by specifying the Sports pack with four 17 inch 'Longbeach' alloy wheels (plus a temporary steel spare wheel) complete with sports suspension.

Parking sensor.


This ingenious system makes parking in the smallest spaces so much easier. Sensors in the rear bumper operate by ultrasound and emit a bleep. As objects get closer the sound signal becomes more frequent. The parking sensor is standard on Highline and optional on all other models.

Multifunction steering wheel.

The multifunction steering wheel with cruise control allows you to operate the cruise control and radio controls without taking your hands off the wheel. For a comfortable grip, it is trimmed in leather. The multifunction steering wheel is standard on SE and Highline, and optional on Sport models.



- 04 Preparing your car to carry children needn't be a lengthy operation with an integrated child seat. Not available in conjunction with optional 'Recaro' leather sports seats.
- 05 As an optional extra, two curtain airbags can be fitted to provide added protection for both front and rear occupants.
- 06 The powerful water jet from the headlight washers effectively clears dirt to maintain visibility.
- 07 Included in the Winter pack and standard with leather upholstery, heated front seats provide greater comfort through the coldest months.
- 08 Cruise control provides a more relaxed drive on longer journeys.



Curtain airbags.

As an optional extra, two additional curtain airbags are available to cushion both front and rear seat occupants. These airbags are situated overhead and cover the front and rear side windows to provide added protection around the head.

The Winter pack.

When it's cold and wet outside, the optional Winter pack will help provide some relief. The pack consists of headlight washers, heated windscreen washer jets, heated front seats and low washer fluid warning.

Integrated child seats.

By simply folding back and raising the normal seat, a child can use the normal three-point seat belts. It provides effective protection and is positioned in seconds.

The integrated child seat is suitable for children classified by ECE-R¹ 44/03 standard in Group One (nine to 18 kg), Group Two (15-25 kg) and Group Three (22-36 kg). We recommend, however, that the integrated child seat only be used by children of two years or older. Please note that children in Group One require a special restraining table which has been approved for use with the integrated child seat and which is available from your Volkswagen retailer. This option is not available with optional 'Recaro' leather sports seats.

¹Economic Commission of Europe – Regulation.



Cruise control.

Ideal for long motorway journeys, cruise control allows a speed to be programmed that will be automatically maintained. Activating the brake or clutch will deactivate the cruise control, but the last stored speed will be held in the memory, allowing you to resume cruising speed at the touch of a button. Cruise control is standard on SE and Highline, in conjunction with the multifunction steering wheel, and optional on all other models.



01



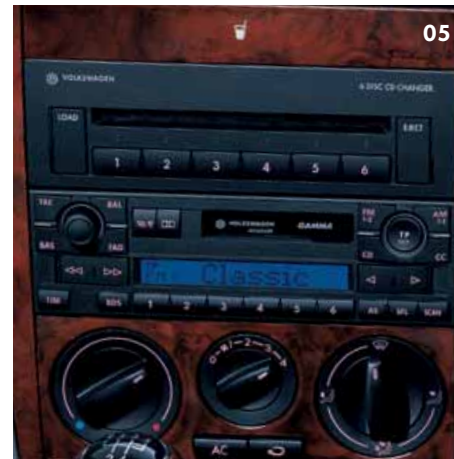
02



03



04



05



06

01 Radio and satellite navigation system with colour screen.

02 Navigation, radio and CD player in one unit with monochrome screen.

03 Please note that DSP is only available in conjunction with the 'Gamma' radio/cassette, but not with dash-mounted six CD autochanger, front-loading single CD player, 'Delta' radio or navigation systems.

04 On S, SE and Highline models you can choose as an option the front-loading single CD player.

05 The dash-mounted six CD autochanger can be added to either the 'Beta' or 'Gamma' units. Standard on Sport.

06 The 'Delta' unit, incorporating DSP and a single CD player, is available as an option on all models except S.

Navigation systems.

The combined satellite navigation and radio unit, with colour screen, offers route guidance via the display of road maps, route information, spoken instructions and visual arrow symbols in the centre of the instrument panel. Radio functions and control of the six CD boot-mounted autochanger are also provided. The navigation CD reader is mounted in the top of the unit. Please note that the unit will only accept the navigation CDs and NOT audio CDs. Available as a factory-fitted option on Sport models.

Alternatively, you can choose the monochrome navigation system, radio and CD player in one unit. Route guidance is supplied via arrow symbols in both the unit and a display in the centre of the instrument panel, together with audible recommendations. The CD slot can be used for music CDs when the navigation system is not in use. In addition, this system will also operate the Volkswagen six CD boot-mounted autochanger. The monochrome navigation system is available as a factory-fitted option on Sport models.

Please note the separate 'Delta' radio, DSP, navigation systems, dash-mounted six CD autochanger and single CD player are not available in conjunction with each other.

The Digital Sound Processor.

The optional Digital Sound Processor (DSP) can transform the 'Gamma' hi-fi system. The system features an external four channel 70 watt amplifier and eight high performance speakers. DSP is fitted in line with the radio unit and processes all signals from the radio, cassette or CD.

The loudspeakers in a car are set at different distances from the listener. DSP smoothes out the subsequent imbalance, giving the impression of being 'in the heart of the music'.


In addition, DSP offers five digital room simulations. Whether it be clearly audible spoken words, reproduction of modern pop music, classical music in a concert hall, rock music at an open air festival or jazz in a club, all can be selected by the push of a button. Available on SE, Highline and Sport models.

In-car hi-fi.

The sound systems in the Bora have been tailored specifically for Volkswagen. Typical of Volkswagen, we have chosen high specification units that deliver perfect sound.



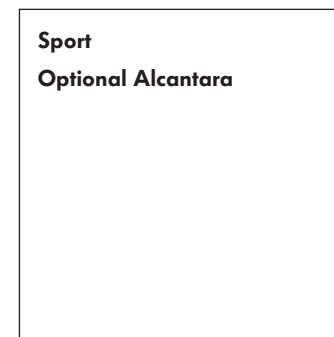


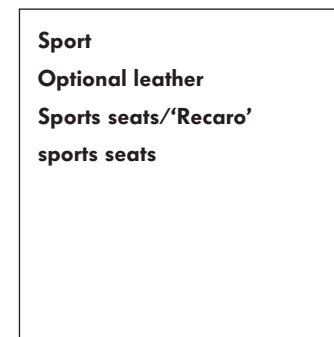




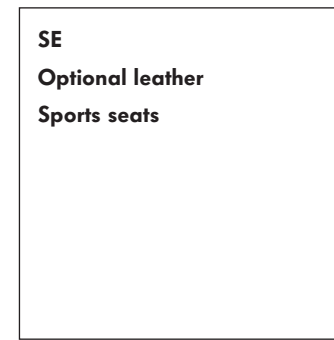

The 'Delta' system allows you to combine the benefits of digital room simulations available on DSP with a single CD player in one unit. Please note that with this option a boot-mounted six CD autochanger replaces the dash-mounted six CD autochanger on models where fitted as standard. Available on SE, Highline and Sport models.

Exterior paintwork.



* Metallic and Pearl Effect paint are optional at extra cost.
 Please note: The print process does not allow for exact reproduction of the paint colours. For further details, please contact your Volkswagen retailer.

A choice of upholstery.



Please note: The print process does not allow for exact reproduction of the upholstery colours. For further details, please contact your Volkswagen retailer.

Colour combinations.

Seat upholstery		Carpets	Dashboard	black A1	candy white B4	ink blue D3	tornado red G2	wheat beige metallic D1*	shadow blue metallic P6*	reflex silver metallic 8E*	blue graphite pearl effect W9*	diamond black pearl effect Z4*	oceanic green pearl effect 8Z*	berry red pearl effect 9W*
S – ‘Line’ cloth	●													
black (FP)		black	black	●	●	●	●	●	●	●	●	●	●	●
flannel grey (FU)		flannel grey	black/flannel grey	●	●	●	●	●	●	●	●	●	●	●
beige (FZ)		beige	beige/black	●	●	●		●	●		●	●	●	●
SE – ‘Motion’ velour	●													
black (CM)		black	black	●	●	●	●	●	●	●	●	●	●	●
grey (CR)		grey	black/grey	●	●	●	●	●	●	●	●	●	●	●
beige (CZ)		beige	black/beige	●	●	●		●	●		●	●	●	●
Highline – Leather sports seats	●													
black (VA)		black	black/flannel grey	●	●	●	●	●	●	●	●	●	●	●
flannel grey (VE)		flannel grey	black/black	●	●	●	●	●	●	●	●	●	●	●
beige (VH)		beige	black/beige	●	●	●		●	●		●	●	●	●
Sport – ‘Tara’ velour	●													
black (HT)		black	black	●	●	●	●	●	●	●	●	●	●	●
flannel grey (HU)		flannel grey	black/flannel grey	●	●	●	●	●	●	●	●	●	●	●
beige (HW)		beige	beige/black	●	●	●		●	●		●	●	●	●
SE – Optional leather – Sports seats	○													
black (VA)		black	black/black	○	○	○	○	○	○	○	○	○	○	○
flannel grey (VE)		flannel grey	black/flannel grey	○	○	○	○	○	○	○	○	○	○	○
beige (VH)		beige	black/beige	○	○	○		○	○		○	○	○	○
Sport – Optional leather – Sports seats/‘Recaro’ sports seats	○													
flannel grey (VR)		flannel grey	black/flannel grey	○	○	○	○	○	○	○	○	○	○	○
black (VV)		black	black/black	○	○	○	○	○	○	○	○	○	○	○
beige (VW)		beige	black/beige	○	○	○		○	○		○	○	○	○
Sport – Optional Alcantara	○													
black (JJ)		black	black/black	○	○	○	○	○	○	○	○	○	○	○

● Standard ○ Optional at extra cost

* Metallic and Pearl Effect paint are optional at extra cost.

Technical specification.

		SE, Highline 1.6 litre 102 PS automatic	S, SE, Highline 1.6 litre 105 PS	S, SE, Highline, Sport 2.0 litre 115 PS	Sport 1.8 litre Turbo 150 PS	Sport 1.8 litre Turbo 180 PS
Engine	Engine type	Four cylinder in-line – petrol	Four cylinder in-line – petrol	Four cylinder in-line – petrol	Four cylinder in-line – petrol	Four cylinder in-line – petrol
	Cubic capacity, ltrs/cc	1.6/1595	1.6/1598	2.0/1984	1.8/1781	1.8/1781
	Bore/stroke, mm	81.0/77.4	76.5/86.9	82.5/92.8	81.0/86.4	81.0/86.4
	Max. output, PS ⁽⁰¹⁾ /kW at rpm	102/75 5600	105/77 5700	115/85 5200	150/110 5700	180/132 5500
	Max. torque, lbs.ft/Nm at rpm	109/148 3800	109/148 4500	125/170 2400	155/210 1750-4600	173/235 1950-5000
	Compression ratio	10.3 : 1	11.5 : 1	10.5 : 1	9.5 : 1	9.5 : 1
	Gearbox	– Four speed automatic	Five speed manual –	Five speed manual –	Five speed manual –	Six speed manual –
	Alternator, A – manual gearbox – automatic gearbox	– 90	90 –	90 –	90 –	90 –
	Battery, A (Ah) – manual gearbox – automatic gearbox	– 280 (60)	220 (44) –	220 (44) –	220 (44) –	280 (60) –
	Weights, kgs	With manual gearbox: Unladen weight ⁽⁰²⁾	–	1360	1377	1388
Gross vehicle weight		–	1760	1780	1790	1840
Payload ⁽⁰²⁾		–	400	403	402	405
Axle load limit: Front		–	890	910	930	980
Rear		–	930	930	930	930
With automatic gearbox: Unladen weight ⁽⁰²⁾		1374	–	–	–	–
Gross vehicle weight		1780	–	–	–	–
Payload ⁽⁰²⁾		406	–	–	–	–
Axle load limit: Front		910	–	–	–	–
Rear		930	–	–	–	–
Trailer load limits, kgs ⁽⁰³⁾	Braked 12% incline – manual gearbox – automatic gearbox	– 1200	1200 –	1400 –	1300 –	1300 –
	Unbraked	600	600	600	600	600
	Towbar load limit	75	75	75	75	75
	Max. roof load	75	75	75	75	75
Performance	Top speed†, mph (km/h) – manual gearbox – automatic gearbox	– 115 (185)	119 (192) –	121 (195) –	134 (216) –	142 (228) –
	Acceleration, secs 0 - 62 mph – manual gearbox – automatic gearbox	– 12.8	11.3 –	11.0 –	8.9 –	8.2 –
	ABI insurance group	6	6	7, 8, 8, 8	16	16
Environmental information. Official fuel consumption according to EU Directive 99/94 ⁽⁰⁴⁾, mpg/ltr per 100 km	Fuel grade, minimum	Unleaded, 95 RON ⁽⁰⁵⁾	Unleaded, 95 RON ⁽⁰⁵⁾	Unleaded, 95 RON ⁽⁰⁵⁾	Unleaded, 95 RON ⁽⁰⁵⁾	Unleaded, 95 RON ⁽⁰⁵⁾
	With manual gearbox: Urban	–	29.7/9.5	25.0/11.3	26.2/10.8	23.7/11.9
	Extra-urban	–	49.6/5.7	45.6/6.2	44.8/6.3	42.2/6.7
	Combined	–	39.8/7.1	34.9/8.1	35.3/8.0	32.8/8.6
	Official CO ₂ emission, g/km ⁽⁰⁶⁾	–	170	194	192	206
	With automatic gearbox: Urban	24.1/11.7	–	–	–	–
	Extra-urban	44.1/6.4	–	–	–	–
	Combined	33.6/8.4	–	–	–	–
	Official CO ₂ emission, g/km ⁽⁰⁶⁾	201	–	–	–	–
	Emission class – manual gearbox – automatic gearbox	– EURO 4	EURO 4 –	EURO 4 –	EURO 4 –	EURO 4 –
	Noise, dB – manual gearbox – automatic gearbox	– 67	71 –	72 –	71 –	73 –

† Where the law permits.

Technical specification.

		S*, SE, Highline 1.9 TDI 100 PS	SE, Highline, Sport 1.9 TDI 130 PS	Sport 1.9 TDI 150 PS
Engine	Engine type	Four cylinder in-line – diesel	Four cylinder in-line – diesel	Four cylinder in-line – diesel
	Cubic capacity, ltrs/cc	1.9/1896	1.9/1896	1.9/1896
	Bore/stroke, mm	79.5/95.5	79.5/95.5	79.5/95.5
	Max. output, PS ⁽⁰¹⁾ /kW at rpm	100/74 4000	130/96 4000	150/110 4000
	Max. torque, lbs.ft/Nm at rpm	177/240 1800	228/310 1900	236/320 1900
	Compression ratio	19.0 : 1	19.0 : 1	18.5 : 1
	Gearbox	Five speed manual Five speed auto tiptronic*	Six speed manual Five speed auto tiptronic	Six speed manual –
	Alternator, A – manual gearbox – automatic gearbox	120 70	120 70	120 –
	Battery, A (Ah) – manual gearbox – automatic gearbox	340 (70) 380 (80)	380 (80) 380 (80)	340 (70) –
	Weights, kgs	With manual gearbox: Unladen weight ⁽⁰²⁾	1427	1440
Gross vehicle weight		1830	1850	1850
Payload ⁽⁰²⁾		403	410	408
Axle load limit: Front		960	980	980
Rear		930	930	930
With automatic gearbox: Unladen weight ⁽⁰²⁾		1481	1486	–
Gross vehicle weight		1890	1890	–
Payload ⁽⁰²⁾		409	404	–
Axle load limit: Front		1020	1020	–
Rear		930	930	–
Trailer load limits, kgs ⁽⁰³⁾	Braked 12% incline – manual gearbox – automatic gearbox	1300 1300	1400 1400	1400 –
	Unbraked	600	600	600
	Towbar load limit	75	75	75
	Max. roof load	75	75	75
	Performance	Top speed†, mph (km/h) – manual gearbox – automatic gearbox	117 (188) 115 (185)	127 (205) 126 (202)
Acceleration, secs 0 - 62 mph – manual gearbox – automatic gearbox		12.1 13.5	10.1 10.9	9.0 –
ABI insurance group		6, 7, 8	8, 8, 9	13
Environmental information. Official fuel consumption according to EU Directive 99/94 ⁽⁰⁴⁾, mpg/ltr per 100 km		Fuel grade, minimum	Diesel ⁽⁰⁷⁾	Diesel ⁽⁰⁷⁾
	With manual gearbox: Urban	41.5/6.8	39.2/7.2	38.7/7.3
	Extra-urban	64.2/4.4	61.4/4.6	62.8/4.5
	Combined	53.3/5.3	51.4/5.5	51.4/5.5
	Official CO ₂ emission, g/km ⁽⁰⁶⁾	143	149	149
	With automatic gearbox: Urban	32.1/8.8	31.0/9.1	–
	Extra-urban	53.3/5.3	54.3/5.2	–
	Combined	42.8/6.6	42.8/6.6	–
	Official CO ₂ emission, g/km ⁽⁰⁶⁾	178	178	–
	Emission class – manual gearbox – automatic gearbox	EURO 3 EURO 3	EURO 3 EURO 3	EURO 3 –
	Noise, dB – manual gearbox – automatic gearbox	74 69	72 72	74 –

* Five speed automatic tiptronic gearbox is not available on S models. † Where the law permits.

Technical specification.

- 01) The maximum power output figures are quoted in PS (or Pferdestärke, which is the metric equivalent of horsepower). To convert from metric to imperial horsepower, divide the PS figure by 1.0139.
- 02) Figures are calculated in accordance with manufacturer's criteria. Vehicle unladen weight ranges with 90% tank capacity without driver (75 kg). The individual unladen weight depends on the specification of the vehicle, this then reduces the possible payload accordingly.
- 03) With increasing altitude the engine performance diminishes. From 1,000 m above sea level and for every 1,000 m thereafter 10% of the vehicle/trailer weight (trailer weight + gross vehicle weight) must be deducted.
- 04) The consumption calculation according to 1999/100/EC is based on the actual unladen weight of the vehicle. Additional specifications can lead to a higher weight class and hence to consumption figures of this higher weight class. The driving style, road and traffic conditions, environmental influences and vehicle condition can in practice lead to consumption figures, which may differ from those calculated with this standard.

- 05) Thanks to the knock control, unleaded four star (at least 95 RON) can be used instead of Super plus unleaded.
- 06) The weight of a vehicle will influence the level of CO₂ emission it produces; as a result, vehicles with higher levels of specification and factory-fitted options may emit higher levels of CO₂. The CO₂ figure quoted for each vehicle is the maximum possible. The unladen weight of the vehicle is calculated by range at the time of manufacture and the maximum possible CO₂ emission for that weight range is applied according to the Council Directive 80/1268EEC as amended by Commission Directive 1999/100/EC on the approximation of the laws of the member states relating to the carbon dioxide emissions and the fuel consumption of motor vehicles.
- 07) The use of bio diesel according to DIN 51606 is possible to about -10°C.

The technology.

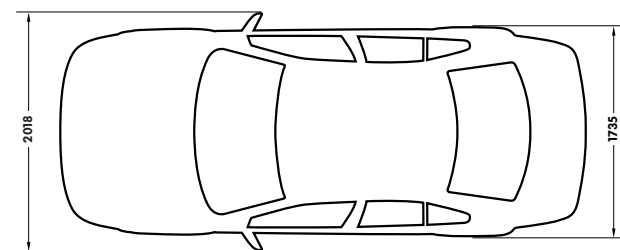
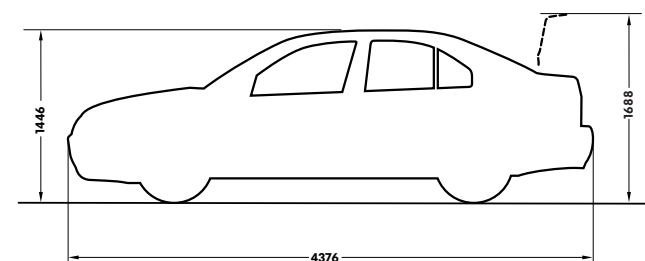
Engines

- Front transversely-mounted engine
- 1.6 litre/102 PS⁽⁰¹⁾ (75 kW) petrol engine. Four cylinder in-line engine, alloy cylinder block and cylinder head with single overhead camshaft, two valves per cylinder.
- 1.6 litre/105 PS⁽⁰¹⁾ (77 kW) petrol engine. Four cylinder in-line engine, alloy cylinder block and cylinder head with double overhead camshaft, four valves per cylinder.
- 2.0 litre/115 PS⁽⁰¹⁾ (85 kW) petrol engine. Four cylinder in-line engine, alloy cylinder block and cylinder head with single overhead camshaft, two valves per cylinder.
- 1.8 litre/150 PS⁽⁰¹⁾ (110 kW) petrol engine. Four cylinder in-line engine, alloy cylinder block and cylinder head with double overhead camshaft, five valves per cylinder.
- 1.8 litre/180 PS⁽⁰¹⁾ (132 kW) petrol engine. Four cylinder in-line engine, alloy cylinder block and cylinder head with double overhead camshaft, five valves per cylinder.
- 1.9 litre/100 PS⁽⁰¹⁾ (74 kW) diesel engine. Four cylinder in-line engine, cast iron cylinder block, alloy cylinder head with single overhead camshaft, two valves per cylinder.
- 1.9 litre/130 PS⁽⁰¹⁾ (96 kW) diesel engine. Four cylinder in-line engine, cast iron cylinder block, alloy cylinder head with single overhead camshaft, two valves per cylinder.
- 1.9 litre/150 PS⁽⁰¹⁾ (110 kW) diesel engine. Four cylinder in-line engine, cast iron cylinder block, alloy cylinder head with single overhead camshaft, two valves per cylinder.

Dimensions.

Exterior dimensions

Length, mm	4376
Width – excluding door mirrors, mm	1735
Width – opened front doors, mm	3536
Height, mm	1446
Height – opened bonnet/floor, mm	1759
Height – opened tailgate/floor, mm	1688
Wheelbase, mm	2519



Transmission

- Front wheel drive
- Five speed manual: 1.6 litre 105 PS, 2.0 litre 115 PS, 1.8 litre 20V Turbo 150 PS, 1.9 litre TDI 100 PS
- Six speed manual: 1.8 litre 20V Turbo 180 PS, 1.9 litre TDI 130 PS, 1.9 litre TDI 150 PS
- Four speed automatic: 1.6 litre 102 PS
- Five speed automatic tiptronic: 1.9 litre TDI 100 PS, 1.9 litre TDI 130 PS

Running gear

- Front axle: Independent with McPherson struts and coil springs
- Rear axle: Torsion beam with trailing arm with track-correcting bearings
- Brake system: Servo assisted, diagonally split circuit with ABS
- Turning circle: 35.8 feet/10.9 metres

Steering

- Power-assisted rack and pinion safety steering column

Standard equipment.

Standard items of equipment S

Volkswagen service

- 3-year/60,000 miles warranty (whichever is soonest)
- 3-year paintwork warranty
- 12-year body protection warranty
- LongLife Servicing
- Volkswagen Assistance

Exterior

- Body-coloured door mirrors
- Body-coloured radiator grille
- Full size wheel trims
- Fully galvanised body
- Heat insulating tinted glass
- 6J x 15 steel wheels with 195/65 R15 tyres

Interior

- Aluminium inserts in centre console, ashtray lid and interior door handles
- Driver's seat height adjustment
- Luggage compartment load lashing points x 4
- Three-spoke steering wheel
- Upholstery – 'Line' cloth

Safety

- ABS (Anti-lock Braking System)
- Door side impact protection
- Driver's and front passenger's airbags
- ESP (Electronic Stabilisation Programme) – includes EDL (Electronic Differential Lock) and ASR (Traction Control)
- Front and rear head restraints
- Front seat belt tensioners
- Front seat side impact airbags
- High level 3rd brake light
- Isofix child seat preparation
- Lockable rear seat backrest
- Rigid safety cell with front and rear crumple zones
- 3 rear head restraints
- 3 rear three-point seat belts

Function

- Air conditioning, manual
- Alarm with interior protection and remote central locking
- Dust and pollen filter
- Electrically heated and adjustable door mirrors
- Electric headlight height adjustment
- Electric windows, front and rear
- Electronic engine immobiliser
- Front wiper with 2 speeds and interval delay
- Full size steel spare wheel
- Glovebox, lockable and illuminated
- Heated rear window
- Height and reach adjustable steering wheel
- Illuminated sun visor mirrors
- Interior light delay
- Multifunction computer
- Power-assisted steering
- Radio/cassette 'Beta' with RDS, 4 front speakers and roof aerial
- Split folding rear seat backrests
- Third sun visor

Additional items of equipment SE

Exterior

- Alloy wheels, four 6½J x 16 'Le Castellet' with 205/55 R16 tyres and anti-theft wheel bolts
- Body-coloured bumper strips and side bump strips
- Rain sensor and automatic dimming interior rear-view mirror

Interior

- Chrome-plated instrument surrounds
- Cup holders, front
- Leather rimmed steering wheel
- Upholstery – 'Motion' velour
- Wood and chrome gear knob (manuals only)

Additional items of equipment Highline

Exterior

- Alloy wheels, four 6½J x 16 'Montreal II' with 205/55 R16 tyres and anti-theft wheel bolts

Interior

- Upholstery – Leather (Highline only)

Additional items of equipment Sport (over SE)

Interior

- Carpet mats, front and rear
- Cup holders, rear
- Front sports seats with height and lumbar adjustment
- Upholstery – 'Tara' velour
- Walnut wood inserts in centre console, gear knob¹, ashtray lid and interior door handles

Function

- Driver's and front passenger's seat height and lumbar adjustment
- Driver's centre armrest with compartment
- Multifunction steering wheel, including cruise control (SE and Highline only)
- Radio/cassette 'Gamma' with RDS, 8 speakers and roof aerial

Function

- Heated front sports seats
- Parking sensor

Function

- Air conditioning, electronic climate control
- CD autochanger, 6 disc, dash-mounted²
- Front fog lights (integrated in headlight units)
- Front seat back storage pockets

¹ Leather on automatics.

² Boot-mounted autochanger in conjunction with optional DSP or navigation systems.

Volkswagen service for your peace of mind.

The Volkswagen Warranty.

Three-year Warranty.

All Volkswagen Boras come with a three-year/60,000 miles warranty, which protects your car against the failure of most mechanical and electrical components due to manufacturing defects. This comprises a two-year manufacturer's warranty with unlimited mileage plus a further one-year/60,000 miles (whichever is soonest) Retailer Warranty. Should the mileage exceed 60,000 miles within the first two years, the manufacturer's two-year warranty will still be valid. If an additional warranty for subsequent years or higher mileage is desired, it may be purchased from an authorised Volkswagen retailer or repairer; however, this additional warranty must be purchased before the mileage reaches 60,000. Full details of the three-year warranty are available from your authorised Volkswagen retailer or repairer.

Three-year Paint Warranty.

The paintwork of the Bora is covered against manufacturing defects for a period of three years. Naturally, the Bora must be cared for in compliance with the operating instructions which will be found in your vehicle handbook. Please consult your authorised Volkswagen retailer or repairer for full warranty details.

12-year Body Protection Warranty.

The internal body sections and panels of the Boras are covered against rusting through from the inside for 12 years. Naturally, the Bora must be cared for in compliance with the operating instructions. Please consult your authorised Volkswagen retailer or repairer for full warranty details.

Service Intervals for Petrol and Diesel Engines.

Volkswagen has always been dedicated to protecting the environment. That's why all Boras come with a LongLife Service regime. As a result of longer service intervals the engine oil requirement can be significantly reduced over the vehicle's total life, which results in less waste oil to dispose of and reduces the burden on the environment.

The LongLife Service regime is so called because there are no set service intervals. The interval between services, depending on how you drive your vehicle and the conditions of use, can be anywhere from 9,000 miles or 12 months (whichever is soonest), up to a maximum of 30,000 miles* or 24 months (whichever is soonest). The Service Interval Display in the instrument panel will indicate when a service is required.

This LongLife Service regime has been made possible due to the development of new Volkswagen engines with the latest technically advanced long-life oils. These engines use built-in sensors that continually monitor the oil quality, making it possible to enjoy reliable and confident motoring for up to a maximum of 30,000 miles* or 24 months (whichever is soonest).

If you would like a more traditional service regime the Bora can be adapted by your authorised Volkswagen retailer or repairer to the Time/Distance regime. This can be done at the point of vehicle sale or when an inspection service is carried out.

* The maximum of 30,000 miles is for the diesel engines. Petrol engines have a lower maximum mileage.

All mileages are approximate as the system uses kilometres as the distance measure.

Please consult your authorised Volkswagen retailer or repairer for full details.

Approved Accessories.

A comprehensive range of accessories from alloy wheels to carpet mats is available to complement the factory-fitted option list. Volkswagen approved accessories purchased from and fitted by your authorised Volkswagen retailer at the point of vehicle sale will also benefit from the three-year vehicle warranty.

Volkswagen Insurance.

Competitive insurance premiums are available to Volkswagen owners through Volkswagen Insurance Service (Great Britain) Limited. Volkswagen Insurance guarantees that all repair work is undertaken by an authorised Volkswagen retailer or repairer. For a quotation, telephone Linkline on 0845 600 8006.

Extended Warranty.

You may purchase additional protection from your authorised Volkswagen retailer or repairer, or contact 0870 9000 115.

Volkswagen Finance†.

Volkswagen Finance offers a dedicated service to meet the needs of both the business user and the private motorist. We can help you choose the right type of finance and will tailor the package to meet your specific requirements. Please consult your authorised Volkswagen retailer for details.

† Volkswagen Finance is a trading name of Volkswagen Financial Services (UK) Limited.

Volkswagen Assistance.

Every new car is registered for Volkswagen Assistance for one year. This provides vehicle recovery in the unlikely event of a breakdown (subject to conditions). Volkswagen Assistance can also be purchased for subsequent years. For full details, please contact your authorised Volkswagen retailer.

Tax Free Sales.

For full details, please contact your authorised Volkswagen retailer.

CO₂ Emission.

The weight of a vehicle will influence the level of CO₂ emission it produces; as a result, vehicles with higher levels of specification and factory-fitted options may emit higher levels of CO₂.

The CO₂ figure quoted for each vehicle is the maximum possible. The unladen weight of the vehicle is calculated by range at the time of manufacture and the maximum possible CO₂ emission for that weight range is applied according to the Council Directive 80/1268EEC as amended by Commission Directive 1999/100/EC on the approximation of the laws of the member states relating to the carbon dioxide emissions and the fuel consumption of motor vehicles.

Please Note:

Some illustrations in this brochure do not necessarily reflect UK specifications and may not be available. In particular, controls and some items of equipment are positioned differently for the UK.

The specifications contained in this brochure are for information purposes only and are subject to change. If you require any specific feature, you must consult your authorised Volkswagen retailer who is regularly updated with any change in specification. Please check model availability and full specification details with your authorised Volkswagen retailer prior to ordering.

The TDI® is a registered trademark of Volkswagen AG.

Note: We would like to advise you that telephone calls to Volkswagen Customer Care may be monitored and recorded as part of our training and quality assurance processes. All our monitoring and recording processes meet Ofcom regulations.

The Bora

Volkswagen Information Service. Telephone 0800 333 666

Internet: www.volkswagen.co.uk

© Volkswagen Group United Kingdom Limited 2004.

Issue: 1 June 2004. Printed in UK.

PVW049BO