



*Orlando*  
Orange County Convention Center



## ORANGE COUNTY CONVENTION CENTER

The award-winning Orange County Convention Center (OCCC), located in the heart of the Convention Center District and only fifteen minutes from the Orlando International Airport, provides a multitude of meeting options in two beautiful buildings — the West and North/South.

With its distinctive architecture, tropical ambiance, variety of venues and tremendous flexibility, the OCCC offers seven million square feet of combined meeting and public space for events of all types and sizes. The OCCC's dedicated staff and team of onsite service partners are committed to ensuring every conference, convention, trade show and meeting is a success.

The OCCC is by far one of the most affordable and efficient facilities in the nation for conducting business thanks to Florida's right-to-work status, competitive labor rates and well-engineered loading dock system.

Moreover, this state-of-the-art facility offers the most advanced technology, including one of the most robust

convention center wireless networks in the nation with 1,100 access points in both buildings. Additional amenities, including business centers, restaurants, food courts, guest services desks and plenty of onsite parking, combine for convenience and ultimate service.

When you're ready to take a break from business, you'll find dining, entertainment, nightlife, shopping, recreation, theme parks and much more — just minutes away. Adding to accessibility are the more than 12,500 hotel rooms within walking distance. As an added connectivity and safety initiative, the OCCC links to all of its four neighboring hotels via a network of pedestrian bridges.

***With all these features, it's no surprise that the Orange County Convention Center is one of the top convention locations in the country.***





# TABLE OF CONTENTS

**Convention District Map. . . . .1, 1a**



**WEST CONCOURSE**

Overview. . . . .2-3  
Level I . . . . . 4-5  
Level II. . . . . 6-7, 7a, 7b  
Level III . . . . .8-9, 9a, 9b  
Level IV . . . . . 10-11



**NORTH/SOUTH CONCOURSES**

Overview. . . . . 12-13  
Level I . . . . . 14-15  
Level II. . . . . 16-17, 17a, 17b  
Level III . . . . .18-19, 19a, 19b

Visit our web site:  
**[www.occc.net](http://www.occc.net)**









## CONVENTION CENTER DISTRICT

### CONVENTION CENTER

- 1 West Concourse
- 2 North/South Concourses
- 3 OCCC Parking Garage/ Destination Parking

### HOTELS

- 4 DoubleTree by Hilton Orlando
- 5 Hilton Orlando
- 6 JW Marriott Orlando, Grande Lakes
- 7 Hyatt Regency Orlando
- 8 Renaissance Orlando at SeaWorld
- 9 The Ritz-Carlton Orlando, Grande Lakes
- 10 Rosen Centre Hotel
- 11 Rosen Plaza Hotel
- 12 Rosen Shingle Creek
- 13 Westin Orlando
- 14 Vista Cay by Millenium

### PEDESTRIAN BRIDGES

- 15 Gary Sain Memorial Bridge
- 16 Hilton Orlando Pedestrian Bridge

- 17 Oversight Pedestrian Bridge

- 18 Rosen Centre Skywalk

### ENTERTAINMENT, RESTAURANTS, RETAIL

- 19 Downtown Orlando - 12 miles
- 20 Mall at Millenia - 5 miles
- 21 Pointe Orlando
- 22 SeaWorld
- 23 Universal Orlando Resort - 4 miles
- 24 Walt Disney World Resort - 10 miles
- 25 Restaurant Row/Sand Lake Road - 2 miles
- 26 I Drive 360/The Orlando Eye

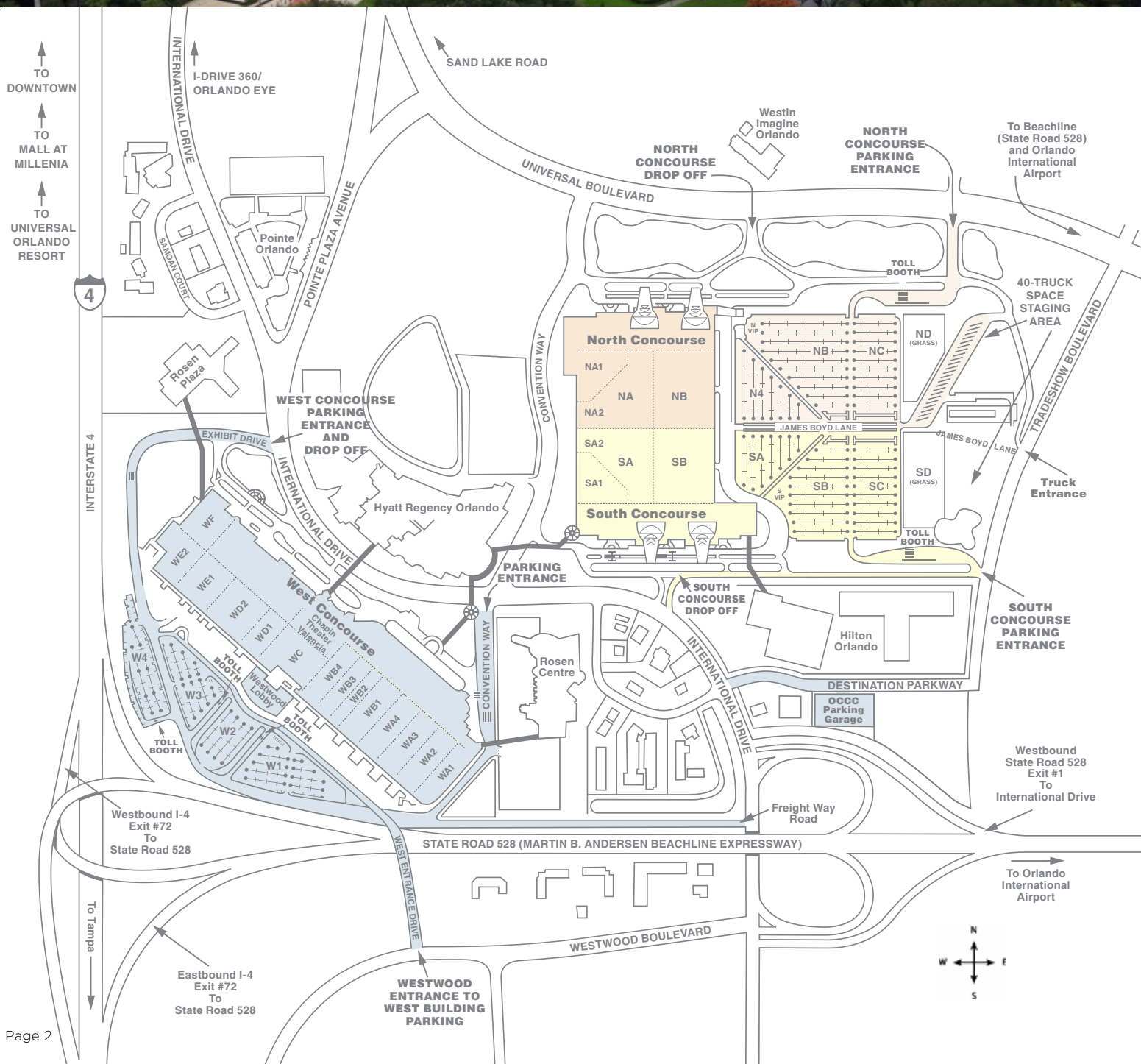
### PLANNED PROJECTS

- 27 Destination Parkway Extension
- 28 John Young Parkway
- 29 International Drive Pedestrian Bridge
- 30 Maglev Train to Airport (Conceptual)

### OTHER

- 31 Rosen School of Hospitality Management
- 32 Shingle Creek Golf Club
- 33 Dr. P. Phillips Hospital

# WEST CONCOURSE





# WEST CONCOURSE

Since the original phase of the Orange County Convention Center's (OCCC) West Concourse opened in 1983, the OCCC has welcomed more than 28 million visitors. Over the last three decades, this building has gone through several expansions and renovations in order to accommodate the growing demands for conventions and trade shows, yet it has always retained the flavor and functionality of the original architecture and design. Today, this industry-leading venue, equipped to handle both mega shows and smaller events, offers every convenience you would expect from a world-class facility, including 1.1 million square feet of contiguous exhibition space, flexible meeting room and general session options and a half mile of loading dock space, the largest in the country, strategically located on one level. The West Concourse also boasts two multipurpose ballrooms, the 62,182-square foot Valencia Room and 48,961-square foot West Hall F Tangerine Ballroom, the W340 Sunburst Room and attached outdoor Sunburst Hospitality Terrace, board rooms, the Gary Sain Café, the 2,643-seat Chapin Theater and a first-rate lecture hall.



## FEATURES INCLUDE

- 1,103,538 square feet of exhibition space
- 49 meeting rooms/ 141 breakouts
- 62,182 square foot multi-purpose Valencia Ballroom
- 2,643-seat Chapin Theater
- 160-seat lecture hall
- 1 full-service restaurant (Gary Sain Café)
- 4 food courts
- Digital sponsorship signage
- Wayfinding signage
- Business center
- In-house rigging, technical services, electric, plumbing and utilities services
- Internet and telecommunications services, plus wireless mobility throughout the facility
- 97 covered truck bays on one level
- 14 exhibit-floor truck entrances
- 1,587 on-site parking spaces
- Electric vehicle charging stations
- Covered boarding for 32 buses
- Beautiful atriums, skylights and intimate courtyards
- Vision gardens



<b>LEVEL I</b>	Registration, Meeting Rooms (W101-W108) Food Courts
<b>LEVEL II</b>	Registration, Exhibition Halls (WA, WB, WC, WD, WE and WF) Meeting Rooms (W202-W240), Food Courts
<b>LEVEL III</b>	Lecture Hall (W300), Meeting Rooms (W303-W340) Chapin Theater (W320), Gary Sain Café
<b>LEVEL IV</b>	Meeting Room (W414), Valencia Room (W415) Chapin Theater Balcony Level (W420)

# LEVEL I – West Concourse

## Meeting Rooms

- Total meeting room space (46,776 square feet)
- 8 meeting rooms/14 breakouts

## Registration

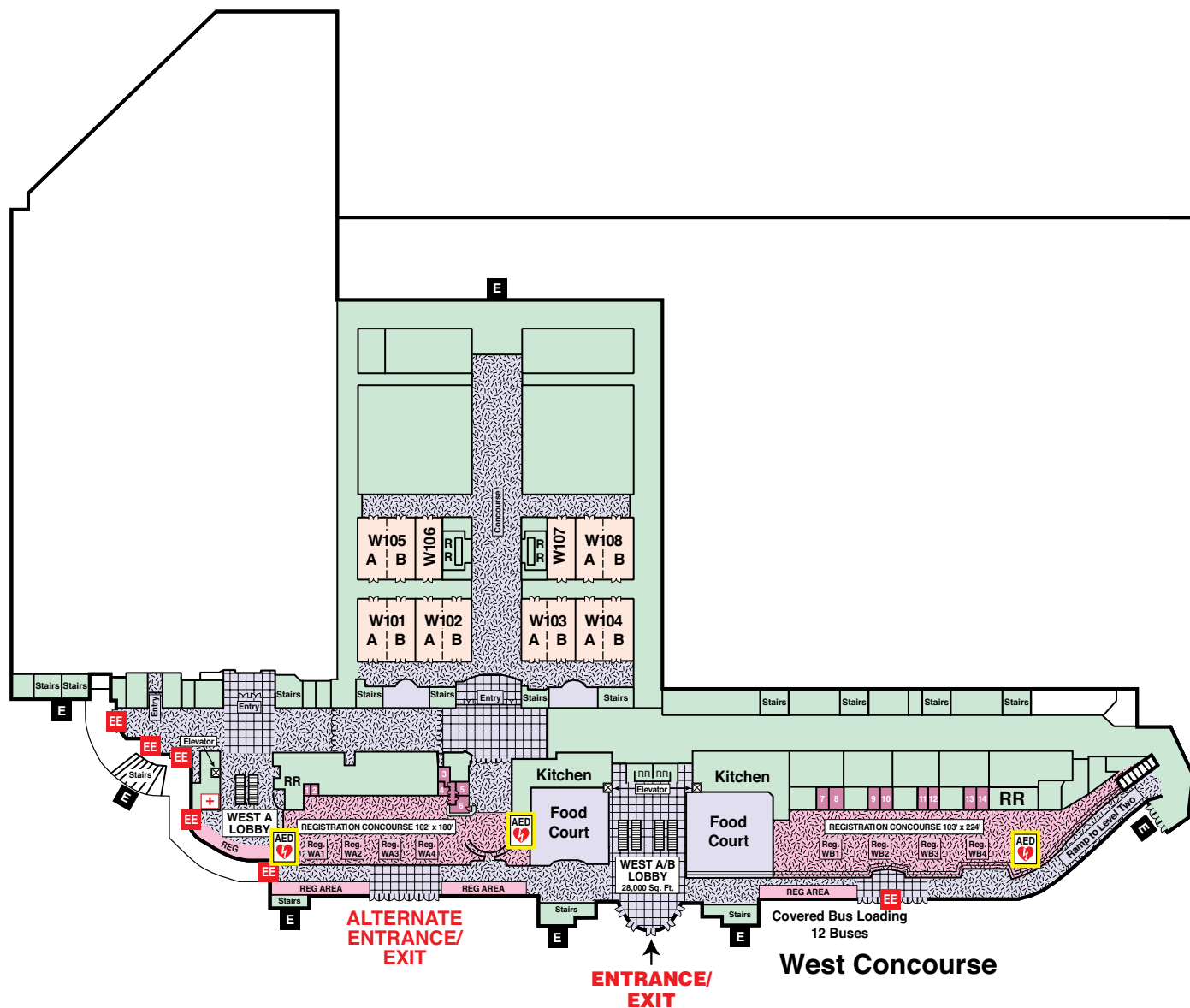
- 14 registration offices

## Features

- 2 food courts
- Covered bus loading for 20 buses



*Placement of new furniture groupings throughout OCCC concourses provides a welcoming atmosphere for attendees to network and recharge.*





## WEST CONCOURSE

### Meeting Rooms W101 - W108

ROOM	DIMENSIONS	SQUARE FOOTAGE	CEILING HEIGHT	BANQUET	THEATER	CLASSROOM	RECEPTION
<b>W101</b>	<b>56'4" x 55'4"</b>	<b>3,117</b>	<b>12'/13'</b>	<b>200</b>	<b>308</b>	<b>216</b>	<b>308</b>
W101A	28'2" x 55'4"	1,559	12'/13'	80	154	99	154
W101B	28'2" x 55'4"	1,559	12'/13'	80	154	99	154
<b>W102</b>	<b>56'4" x 55'4"</b>	<b>3,117</b>	<b>12'/13'</b>	<b>200</b>	<b>308</b>	<b>216</b>	<b>308</b>
W102A	28'2" x 55'4"	1,559	12'/13'	80	154	99	154
W102B	28'2" x 55'4"	1,559	12'/13'	80	154	99	154
<b>W103</b>	<b>56'4" x 55'4"</b>	<b>3,117</b>	<b>12'/13'</b>	<b>200</b>	<b>308</b>	<b>216</b>	<b>308</b>
W103A	28'2" x 55'4"	1,559	12'/13'	80	154	99	154
W103B	28'2" x 55'4"	1,559	12'/13'	80	154	99	154
<b>W104</b>	<b>56'4" x 55'4"</b>	<b>3,117</b>	<b>12'/13'</b>	<b>200</b>	<b>308</b>	<b>216</b>	<b>308</b>
W104A	28'2" x 55'4"	1,559	12'/13'	80	154	99	154
W104B	28'2" x 55'4"	1,559	12'/13'	80	154	99	154
<b>W105</b>	<b>56'4" x 55'4"</b>	<b>3,117</b>	<b>12'/13'</b>	<b>200</b>	<b>308</b>	<b>216</b>	<b>308</b>
W105A	28'2" x 55'4"	1,559	12'/13'	80	154	99	154
W105B	28'2" x 55'4"	1,559	12'/13'	80	154	99	154
<b>W106</b>	<b>28' x 55'4"</b>	<b>1,549</b>	<b>12'/13'</b>	<b>80</b>	<b>154</b>	<b>99</b>	<b>154</b>
<b>W107</b>	<b>28' x 55'4"</b>	<b>1,549</b>	<b>12'/13'</b>	<b>80</b>	<b>154</b>	<b>99</b>	<b>154</b>
<b>W108</b>	<b>56'4" x 55'4"</b>	<b>3,117</b>	<b>12'/13'</b>	<b>200</b>	<b>308</b>	<b>216</b>	<b>308</b>
W108A	28'2" x 55'4"	1,559	12'/13'	80	154	99	154
W108B	28'2" x 55'4"	1,559	12'/13'	80	154	99	154



LEVEL I

West  
Concourse

All floor plans and room capacities may change without notice, do not include A/V equipment and are subject to Orange County Fire Marshal approval prior to use.

LEGEND	
Automated External Defibrillator (AED)	FedEx Office Business Center
Board Rooms	First Aid
Concession/Food Courts	Guest Services/Information
Concourse	Meeting Room
Concourse-Carpet	Movable Partition
Elevator	Not Accessible
Emergency Exit Only Access	OCCC Administration Offices
Escalator	Registration Area-Carpet
Exhibition Hall	Registration Office
Exit Only	RR Restroom
	Support

## LEVEL II – West Concourse

### Exhibition Halls (WA, WB, WC, WD, WE and WF)

- Total exhibition hall space (1,103,538 square feet)
- 30-40 foot exhibit hall ceilings
- In-floor utilities on 30-foot centers
- 97 covered truck bays on one level
- 14 exhibit-floor truck entrances

### Meeting Rooms

- Total meeting room space (91,872 square feet)
- 18 meeting rooms/58 breakouts

### Registration

- 3 registration offices

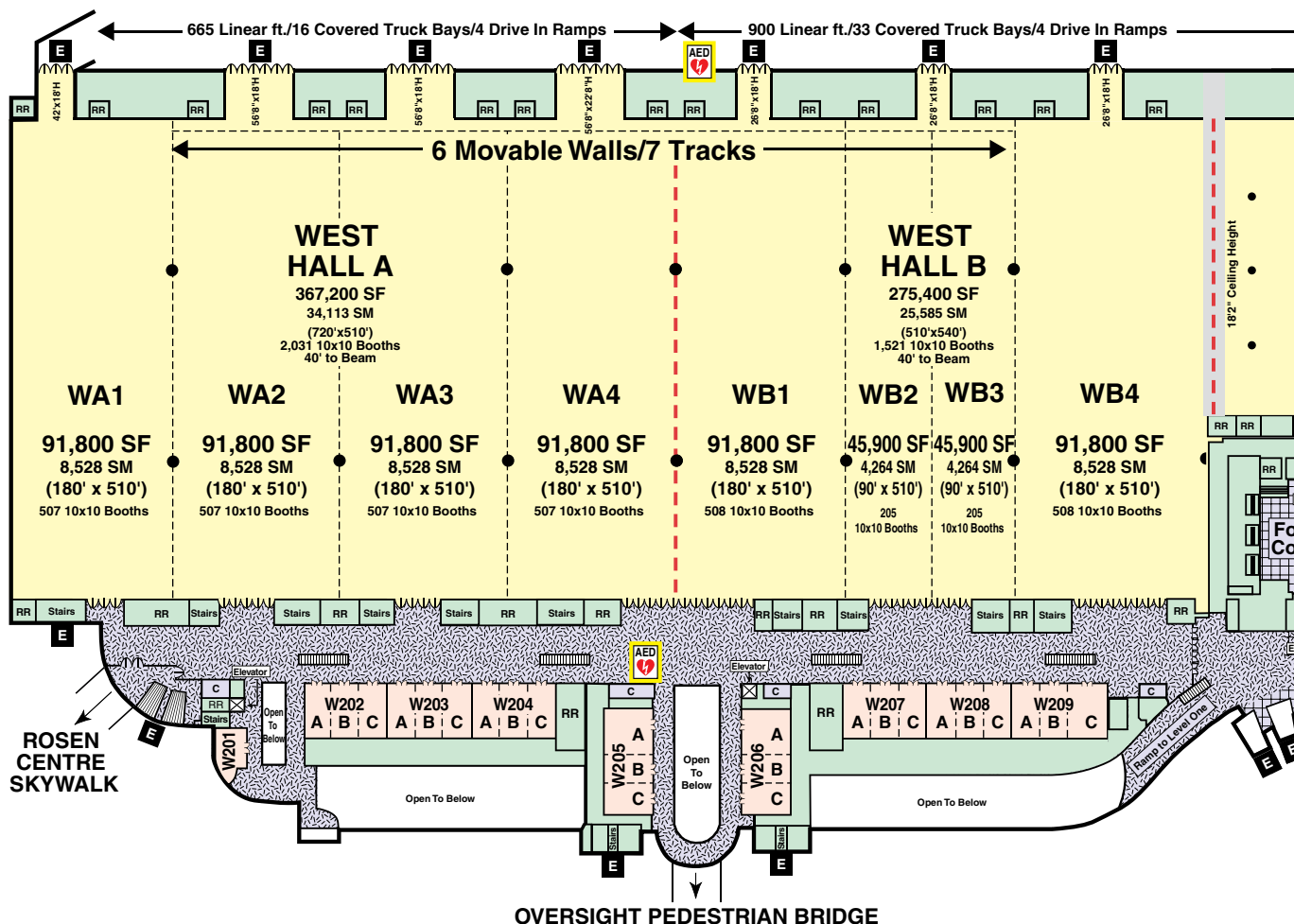
### Features

- 2 food courts
- Business center
- 4 board rooms
- Staging for 35 trucks
- Covered boarding for 20 buses



*With 1,100 access points, the OCCC boasts one of the most robust convention center wireless networks in the nation.*

LEGEND	
	Automated External Defibrillator (AED)
	Board Rooms
	Concession/Food Courts
	Concourse
	Concourse-Carpet
	Elevator
	Emergency Exit Only Access
	Escalator
	Exhibition Hall
	Exit Only
	FedEx Office Business Center
	First Aid
	Guest Services/Information
	Meeting Room
	Movable Partition
	Not Accessible
	OCCC Administration Offices
	Registration Area-Carpet
	Registration Office
	Restroom
	Support





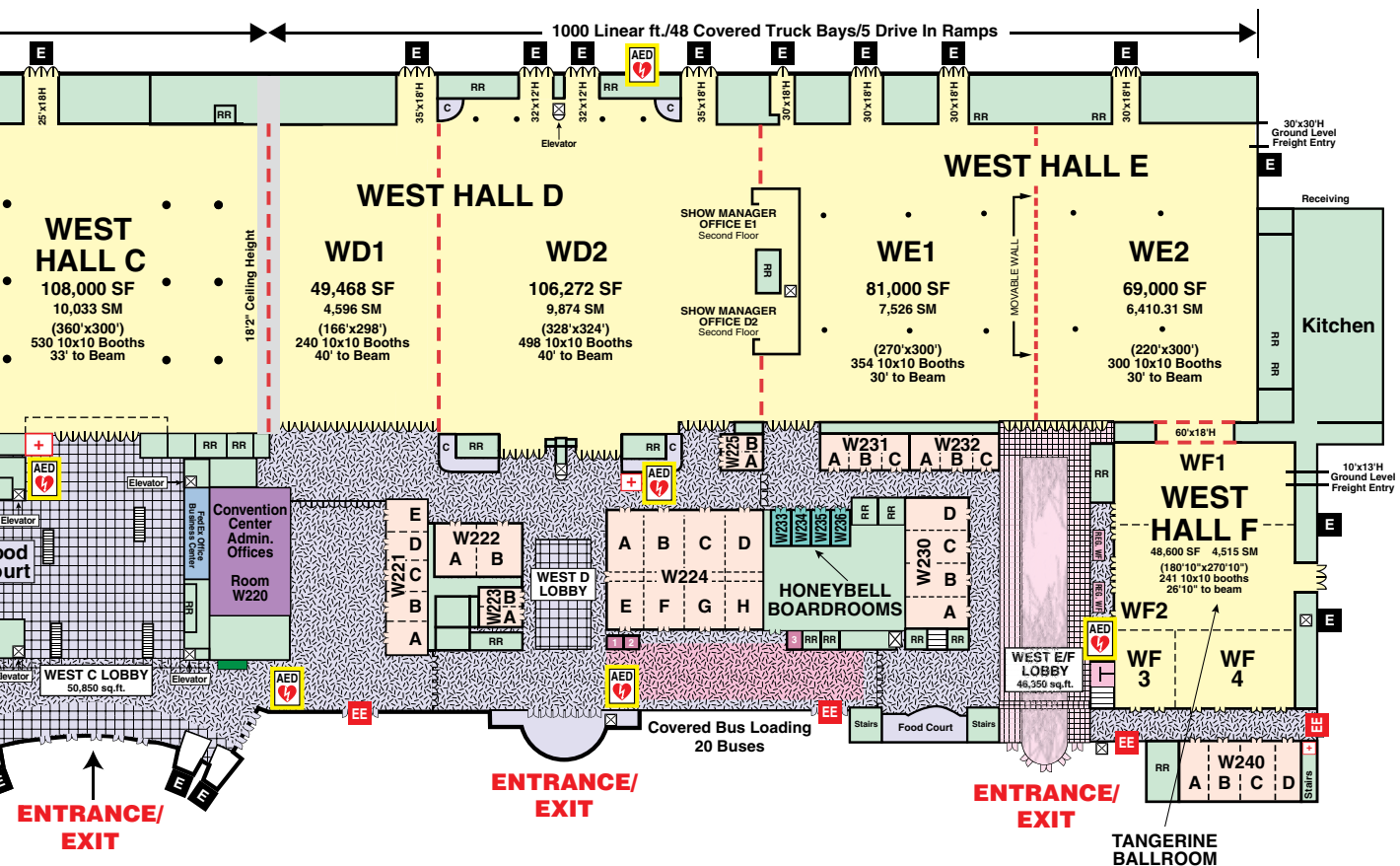
# WEST CONCOURSE

## Exhibition Halls West A – West E

HALL	DIMENSIONS	SQUARE FOOTAGE	CEILING HEIGHT	BANQUET	THEATER	EXHIBITS
<b>West A</b>	<b>720' x 510'</b>	<b>367,200</b>	<b>40'</b>	<b>17,800</b>	<b>24,480</b>	<b>2,031</b>
WA1	180' x 510'	91,800	40'	4,400	6,120	507
WA2	180' x 510'	91,800	40'	4,400	6,120	507
WA3	180' x 510'	91,800	40'	4,400	6,120	507
WA4	180' x 510'	91,800	40'	4,400	6,120	507
<b>West B</b>	<b>552' x 510'</b>	<b>275,400</b>	<b>40'</b>	<b>17,800</b>	<b>18,360</b>	<b>1,537</b>
WB1	180' x 510'	91,800	40'	5,580	6,120	508
WB2	90' x 510'	45,900	40'	2,420	3,060	250
WB3	90' x 510'	45,900	40'	2,420	3,060	250
WB4	180' x 510'	91,800	40'	5,580	6,120	508
<b>West C</b>	<b>360' x 300'</b>	<b>108,000</b>	<b>33'</b>	<b>6,160</b>	<b>7,120</b>	<b>530</b>
<b>West D</b>	<b>496' x 298"</b>	<b>147,808</b>	<b>40'</b>	<b>8,360</b>	<b>11,341</b>	<b>762</b>
WD1	166' x 298'	49,468	40'	2,640	3,630	240
WD2	330' x 298'	106,272	40'	5,280	7,711	498
<b>West E</b>	<b>500' x 300'</b>	<b>150,000</b>	<b>30'</b>	<b>8,070</b>	<b>9,452</b>	<b>702</b>
WE1	270' x 300'	81,000	30'	4,170	4,968	354
WE2	230' x 300'	69,000	30'	3,710	4,484	300

All floor plans and room capacities may change without notice, do not include A/V equipment and are subject to Orange County Fire Marshal approval prior to use.

\*West Hall F has transformed into the 48,600 square foot multipurpose Tangerine Ballroom. Exquisite décor and state-of-the-art fixtures make this a stunning meeting space.



West Concourse

## WEST CONCOURSE

Exhibition Hall West F / Tangerine Ballroom\*

HALL	DIMENSIONS	SQUARE FOOTAGE	CEILING HEIGHT	BANQUET	THEATER	EXHIBITS
<b>West F</b>	<b>180'10" x 270'10"</b>	<b>48,600</b>	<b>26'10"</b>	<b>3,120</b>	<b>4,882</b>	<b>241</b>
WF1	180'10" x 81'10"	14,760	26'10"	910	1,462	62
WF2	180'10" x 107'2"	19,080	26'10"	1,170	2,100	84
WF3	60'5" x 81'10"	4,920	26'10"	280	468	20
WF4	120'3" x 81'10"	9,840	26'10"	700	1,152	45

\*Seating based on limited exiting.



LEVEL II

West  
Concourse

## WEST CONCOURSE

Meeting Rooms W222 - W240

ROOM	DIMENSIONS	SQUARE FOOTAGE	CEILING HEIGHT	BANQUET	THEATER	CLASSROOM	RECEPTION
<b>W224</b>	<b>100' x 160'8"</b>	<b>16,067</b>	<b>22'</b>	<b>1,040</b>	<b>1,606</b>	<b>1,160</b>	<b>1,606</b>
W224A	37'8" x 45'4"	1,708	22'	90	170	112	170
W224B	41' x 45'4"	1,859	22'	90	185	126	185
W224C	41' x 45'4"	1,859	22'	90	185	126	185
W224D	41' x 45'4"	1,859	22'	90	185	125	185
Corridor	11'6" x 160'	1,840					
W224E	37'8" x 43'	1,620	22'	90	162	96	162
W224F	41' x 43'	1,763	22'	90	176	108	176
W224G	41' x 43'	1,763	22'	90	176	108	176
W224H	41' x 43'	1,763	22'	90	176	107	176
<b>W225</b>	<b>40' x 36'</b>	<b>1,440</b>	<b>11'</b>	<b>80</b>	<b>126</b>	<b>85</b>	<b>126</b>
W225A	20' x 36'	720	11'	30	80	40	80
W225B	20' x 36'	720	11'	30	80	40	80
<b>W230</b>	<b>117'8" x 60'5"</b>	<b>7,109</b>	<b>16'0"/17'0"</b>	<b>500</b>	<b>840</b>	<b>528</b>	<b>840</b>
W230A	28'7" x 60'5"	1,727	16'0"/17'0"	80	210	120	210
W230B	29'8" x 60'5"	1,792	16'0"/17'0"	80	210	120	210
W230C	29'7" x 60'5"	1,787	16'0"/17'0"	80	210	120	210
W230D	28'6" x 60'5"	1,722	16'0"/17'0"	80	210	120	210
<b>W231</b>	<b>87'1" x 38'9"</b>	<b>3,374</b>	<b>16'0"/17'0"</b>	<b>210</b>	<b>352</b>	<b>225</b>	<b>352</b>
W231A	28'6" x 38'9"	1,104	16'0"/17'0"	50	112	72	112
W231B	29'9" x 38'9"	1,153	16'0"/17'0"	50	112	72	112
W231C	28'4" x 38'9"	1,097	16'0"/17'0"	50	112	72	112
<b>W232</b>	<b>86'10" x 38'9"</b>	<b>3,365</b>	<b>16'0"/17'0"</b>	<b>210</b>	<b>352</b>	<b>225</b>	<b>352</b>
W232A	28'1" x 38'9"	1,088	16'0"/17'0"	50	112	72	112
W232B	29'6" x 38'9"	1,143	16'0"/17'0"	50	112	72	112
W232C	28'3" x 38'9"	1,094	16'0"/17'0"	50	112	72	112
<b>W240</b>	<b>117'2" x 47'9"</b>	<b>5,595</b>	<b>16'0"/17'0"</b>	<b>400</b>	<b>640</b>	<b>440</b>	<b>640</b>
W240A	28'4" x 47'9"	1,353	16'0"/17'0"	80	154	96	154
W240B	29'7" x 47'9"	1,413	16'0"/17'0"	80	154	96	154
W240C	28'8" x 47'9"	1,417	16'0"/17'0"	80	154	96	154
W240D	28'6" x 47'9"	1,361	16'0"/17'0"	80	154	96	154

## WEST CONCOURSE Honeybell Boardrooms W233 - W236

ROOM	DIMENSIONS	SQUARE FOOTAGE	CEILING HEIGHT	CONFERENCE SEATING
<b>W233</b>	<b>19'10" x 31'6"</b>	<b>625</b>	<b>11'4"/12'0"</b>	<b>24*</b>
<b>W234</b>	<b>19'6" x 31'6"</b>	<b>614</b>	<b>11'4"/12'0"</b>	<b>24*</b>
<b>W235</b>	<b>18'4" x 31'6"</b>	<b>578</b>	<b>11'4"/12'0"</b>	<b>24*</b>
<b>W236</b>	<b>18'1" x 31'6"</b>	<b>570</b>	<b>11'4"/12'0"</b>	<b>24*</b>

\*Maximum. Seating based on number of chairs around table and along perimeter.



## WEST CONCOURSE

### Meeting Rooms W202 - W223



LEVEL II

West  
Concourse

ROOM	DIMENSIONS	SQUARE FOOTAGE	CEILING HEIGHT	BANQUET	THEATER	CLASSROOM	RECEPTION
<b>W202</b>	<b>87' x 55'2"</b>	<b>4,800</b>	<b>14'6"/15'6"</b>	<b>280</b>	<b>480</b>	<b>330</b>	<b>480</b>
W202A	27'4" x 55'2"	1,508	14'6"/15'6"	80	165	99	165
W202B	30' x 55'2"	1,655	14'6"/15'6"	80	165	108	165
W202C	29'8" x 55'2"	1,637	14'6"/15'6"	80	165	108	165
<b>W203</b>	<b>89'4" x 55'2"</b>	<b>4,928</b>	<b>14'6"/15'6"</b>	<b>280</b>	<b>492</b>	<b>336</b>	<b>492</b>
W203A	29'8" x 55'2"	1,637	14'6"/15'6"	80	165	108	165
W203B	30' x 55'2"	1,655	14'6"/15'6"	80	165	108	165
W203C	29'8" x 55'2"	1,637	14'6"/15'6"	80	165	108	165
<b>W204</b>	<b>89'4" x 55'2"</b>	<b>4,928</b>	<b>14'6"/15'6"</b>	<b>280</b>	<b>492</b>	<b>336</b>	<b>492</b>
W204A	29'8" x 55'2"	1,637	14'6"/15'6"	80	165	108	165
W204B	30' x 55'2"	1,655	14'6"/15'6"	80	165	108	165
W204C	29'8" x 55'2"	1,637	14'6"/15'6"	80	165	108	165
<b>W205</b>	<b>104'2" x 50'6"</b>	<b>5,260</b>	<b>14'6"/15'6"</b>	<b>360</b>	<b>526</b>	<b>342</b>	<b>526</b>
W205A	43'4" x 50'6"	2,188	14'6"/15'6"	120	220	152	220
W205B	30'6" x 50'6"	1,540	14'6"/15'6"	80	153	96	153
W205C	30'4" x 50'6"	1,532	14'6"/15'6"	80	156	96	156
<b>W206</b>	<b>105' x 51'</b>	<b>5,355</b>	<b>16'/17'</b>	<b>360</b>	<b>535</b>	<b>342</b>	<b>535</b>
W206A	44'4" x 51'	2,261	16'/17'	120	226	152	226
W206B	30' x 51'	1,530	16'/17'	80	153	96	153
W206C	30'8" x 51'	1,564	16'/17'	80	156	96	156
<b>W207</b>	<b>89'4" x 55'8"</b>	<b>4,973</b>	<b>14'6"/15'6"</b>	<b>280</b>	<b>497</b>	<b>336</b>	<b>497</b>
W207A	29'8" x 55'8"	1,651	14'6"/15'6"	80	165	108	165
W207B	30' x 55'8"	1,670	14'6"/15'6"	80	167	108	167
W207C	29'8" x 55'8"	1,651	14'6"/15'6"	80	165	108	165
<b>W208</b>	<b>89'4" x 55'8"</b>	<b>4,973</b>	<b>14'6"/15'6"</b>	<b>280</b>	<b>497</b>	<b>336</b>	<b>497</b>
W208A	29'8" x 55'8"	1,651	14'6"/15'6"	80	165	108	165
W208B	30' x 55'8"	1,670	14'6"/15'6"	80	167	108	167
W208C	29'8" x 55'8"	1,651	14'6"/15'6"	80	165	108	165
<b>W209</b>	<b>103'8" x 55'8"</b>	<b>5,771</b>	<b>14'6"</b>	<b>360</b>	<b>576</b>	<b>399</b>	<b>576</b>
W209A	29'8" x 55'8"	1,651	14'6"	80	165	108	165
W209B	30' x 55'8"	1,670	14'6"	80	167	108	167
W209C	44' x 55'8"	2,449	14'6"	120	244	171	244
<b>W221</b>	<b>141'1" x 44'4"</b>	<b>6,255</b>	<b>15'6"/16'6"</b>	<b>360</b>	<b>624</b>	<b>442</b>	<b>624</b>
W221A	27'6" x 44'4"	1,219	15'6"/16'6"	60	121	77	121
W221B	30' x 44'4"	1,330	15'6"/16'6"	60	133	84	133
W221C	30'3" x 44'4"	1,341	15'6"/16'6"	60	134	84	134
W221D	27'2" x 44'4"	1,204	15'6"/16'6"	60	120	77	120
W221E	26'2" x 44'4"	1,160	15'6"/16'6"	60	116	70	116
<b>W222</b>	<b>88' x 52'</b>	<b>4,576</b>	<b>16'</b>	<b>280</b>	<b>514</b>	<b>300</b>	<b>514</b>
W222A	44' x 52'	2,288	16'	120	228	152	228
W222B	44' x 52'	2,288	16'	120	228	152	228
<b>W223</b>	<b>42' x 37'8"</b>	<b>1,582</b>	<b>16'</b>	<b>80</b>	<b>120</b>	<b>90</b>	<b>120</b>
W223A	21' x 37'8"	791	16'	30	79	43	79
W223B	21' x 37'8"	791	16'	20*	20*	20*	20*

All floor plans and room capacities may change without notice, do not include A/V equipment and are subject to Orange County Fire Marshal approval prior to use.

\*Seating based on limited exiting.

## LEVEL III – West Concourse

### Chapin Theater (W320)

- 2,643 seats (1,696 seats on Level III)
- 4 dressing rooms, plus one green room
- 97,000 watt audio system and extensive in-house lighting
- Full proscenium stage with fly system



Chapin Theater

### Meeting Rooms

- Total meeting room space (97,675 square feet)
- 19 meeting rooms/58 breakouts

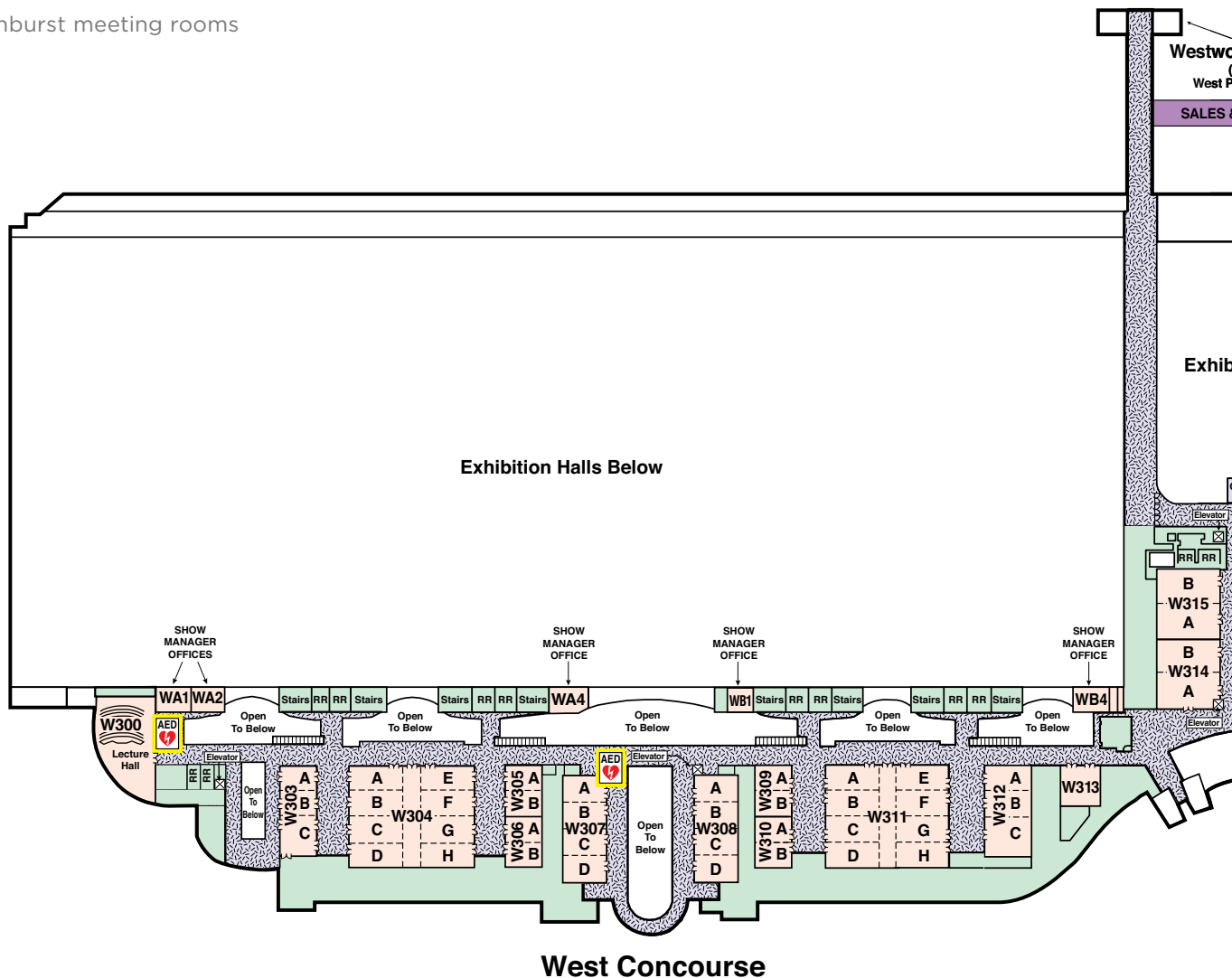
### Lecture Hall (W300)

- 160 seats

### Features

- Full-service restaurant (Gary Sain Café)
- 7 show manager offices (overlooking exhibit hall floors)
- 3 board rooms
- Sunburst meeting rooms

*Offering a dynamic platform for advertising and sponsorship opportunities at the OCCC, digital signs have been installed throughout the facility in highly-visible locations.*





## Lecture Hall W300

## WEST CONCOURSE

ROOM		SQUARE FOOTAGE	THEATER
W320		31,000	2,643

## Hamlin Boardrooms W332 - W334

**LEGEND**

- AED Automated External Defibrillator (AED)
- Board Rooms
- Concession/Food Courts
- Concourse
- Concourse-Carpet
- Elevator
- EE Emergency Exit Only Access
- Escalator
- Exhibition Hall
- E Exit Only
- FedEx Office Business Center
- First Aid
- Guest Services/Information
- Meeting Room
- Movable Partition
- Not Accessible
- OCCC Administration Offices
- Registration Area-Carpet
- Registration Office
- RR Restroom
- Support

**WOOD LOBBY ENTRANCE**  
Elevator/Stairs to Parking at Ground Level

**& MARKETING OFFICES**

**Position Halls Below**

**GARY SAIN CAFE**

**W320**

**CHAPIN THEATER**

**OCCC CLIENT PRE-CONFERENCE RM. W323**

**OCCC COURT-YARD CONFERENCE RM. W324**

**OCCC INTERNATIONAL CONFERENCE RM. W322**

**W331 D C B**

**W331A**

**W330 C B A**

**W332 W333 W334**

**HAMLIN BOARDROOMS**

**Ceiling Hall WF**

**W340A W340B**

**SUNBURST ROOM AND TERRACE**

**INTERNATIONAL DRIVE PEDESTRIAN BRIDGE**

**Gary Sain Memorial Skybridge to Rosen Plaza Hotel**

## WEST CONCOURSE

### Meeting Rooms W311 – W331

ROOM	DIMENSIONS	SQUARE FOOTAGE	CEILING HEIGHT	BANQUET	THEATER	CLASSROOM	RECEPTION
<b>W311</b>	<b>115'8" x 139'4"</b>	<b>16,116</b>	<b>21'6"/22'6"</b>	<b>1,080</b>	<b>1,611</b>	<b>1,196</b>	<b>1,611</b>
W311A	27'2" x 60'	1,630	21'6"/22'6"	80	163	110	163
W311B	30' x 60'	1,800	21'6"/22'6"	80	180	120	180
W311C	30' x 60'	1,800	21'6"/22'6"	80	180	120	180
W311D	28'6" x 60'	1,710	21'6"/22'6"	80	171	120	171
Corridor	115'8" x 19'4"	2,236					
W311E	27'2" x 60'	1,630	21'6"/22'6"	80	163	110	163
W311F	30' x 60'	1,800	21'6"/22'6"	80	180	120	180
W311G	30' x 60'	1,800	21'6"/22'6"	80	180	120	180
W311H	28'6" x 60'	1,710	21'6"/22'6"	80	171	120	171
<b>W312</b>	<b>102'5" x 53'8"</b>	<b>5,496</b>	<b>18'2"/19'2"</b>	<b>320</b>	<b>548</b>	<b>360</b>	<b>548</b>
W312A	27'2" x 53'8"	1,458	18'2"/19'2"	80	145	99	145
W312B	30' x 53'8"	1,610	18'2"/19'2"	80	161	108	161
W312C	45'3" x 53'8"	2,428	18'2"/19'2"	160	242	160	242
<b>W313</b>	<b>44'2" x 45'4"</b>	<b>2,002</b>	<b>12'/13'</b>	<b>90</b>	<b>160</b>	<b>133</b>	<b>160</b>
<b>W314</b>	<b>76'6" x 72'8"</b>	<b>5,559</b>	<b>13'6"/14'6"</b>	<b>360</b>	<b>551</b>	<b>390</b>	<b>551</b>
W314A	40' x 72'8"	2,907	13'6"/14'6"	180	289	221	289
W314B	36'6" x 72'8"	2,652	13'6"/14'6"	177	262	208	262
<b>W315</b>	<b>78'8" x 72'8"</b>	<b>5,716</b>	<b>13'6"/14'6"</b>	<b>360</b>	<b>570</b>	<b>390</b>	<b>570</b>
W315A	39'4" x 72'8"	2,858	13'6"/14'6"	180	285	221	285
W315B	39'4" x 72'8"	2,858	13'6"/14'6"	180	285	208	285
<b>W330</b>	<b>90'6" x 36'11"</b>	<b>3,341</b>	<b>17'/18'</b>	<b>210</b>	<b>322</b>	<b>224</b>	<b>322</b>
W330A	30'3" x 36'11"	1,117	17'/18'	50	91	60	91
W330B	30'4" x 36'11"	1,120	17'/18'	50	91	60	91
W330C	29'2" x 36'11"	1,077	17'/18'	50	84	60	84
<b>W331</b>	<b>90'4" x 97'0"</b>	<b>8,762</b>	<b>17'/18'</b>	<b>560</b>	<b>966</b>	<b>576</b>	<b>966</b>
W331A	90'4" x 47'8"	4,306	17'/18'	280	504	272	504
W331B	30'4" x 37'8"	1,143	17'/18'	40	98	51	98
W331C	30'3" x 37'8"	1,139	17'/18'	40	88	52	88
W331D	29'1" x 37'8"	1,095	17'/18'	40	88	47	88



LEVEL III

West  
Concourse

## WEST CONCOURSE

### Sunburst Room and Terrace W340

ROOM	DIMENSIONS	SQUARE FOOTAGE	CEILING HEIGHT	BANQUET	THEATER	CLASSROOM	RECEPTION
<b>W340</b>	<b>56'3" x 116'8"</b>	<b>6,563</b>	<b>15'6"/17'</b>	<b>480</b>	<b>732</b>	<b>402</b>	<b>732</b>
W340A	56'3" x 58'2"	3,272	15'6"/17'	200	312	196	312
W340B	56'3" x 58'4"	3,281	15'6"/17'	200	312	196	312
W340T	18'4 x 115'8"	2,120		80	Sunburst Terrace		

All floor plans and room capacities may change without notice, do not include A/V equipment and are subject to Orange County Fire Marshal approval prior to use.



## WEST CONCOURSE

### Meeting Rooms W303 – W310



LEVEL III

West  
Concourse

ROOM	DIMENSIONS	SQUARE FOOTAGE	CEILING HEIGHT	BANQUET	THEATER	CLASSROOM	RECEPTION
<b>W303</b>	<b>101'10" x 36'8"</b>	<b>3,734</b>	<b>18'8"/19'2"</b>	<b>240</b>	<b>373</b>	<b>252</b>	<b>373</b>
W303A	28'6" x 36'8"	1,045	18'8"/19'2"	50	105	60	105
W303B	30' x 36'8"	1,100	18'8"/19'2"	50	110	60	110
W303C	43'4" x 36'8"	1,589	18'8"/19'2"	90	159	84	159
<b>W304</b>	<b>115'10" x 140'</b>	<b>16,217</b>	<b>21'6"/22'6"</b>	<b>1,080</b>	<b>1,621</b>	<b>1,196</b>	<b>1,621</b>
W304A	27'4" x 60'	1,640	21'6"/22'6"	80	162	110	162
W304B	30' x 60'	1,800	21'6"/22'6"	80	180	120	180
W304C	30' x 60'	1,800	21'6"/22'6"	80	180	120	180
W304D	28'6" x 60'	1,710	21'6"/22'6"	80	168	120	168
Corridor	10' x 91'	910					
W304E	27'4" x 60'	1,640	21'6"/22'6"	80	162	110	162
W304F	30' x 60'	1,800	21'6"/22'6"	80	180	120	180
W304G	30' x 60'	1,800	21'6"/22'6"	80	180	120	180
W304H	28'6" x 60'	1,710	21'6"/22'6"	80	168	120	168
<b>W305</b>	<b>57' x 38'</b>	<b>2,166</b>	<b>18'2"/19'2"</b>	<b>120</b>	<b>196</b>	<b>126</b>	<b>196</b>
W305A	28'6" x 38'	1,083	18'2"/19'2"	50	100	60	100
W305B	28'6" x 38'	1,083	18'2"/19'2"	50	108	60	108
<b>W306</b>	<b>57' x 38'</b>	<b>2,166</b>	<b>18'2"/19'2"</b>	<b>120</b>	<b>196</b>	<b>126</b>	<b>196</b>
W306A	28'6" x 38'	1,083	18'2"/19'2"	50	108	60	108
W306B	28'6" x 38'	1,083	18'2"/19'2"	50	100	60	100
<b>W307</b>	<b>120'4" x 50'6"</b>	<b>6,077</b>	<b>18'2"/18'11"</b>	<b>400</b>	<b>600</b>	<b>460</b>	<b>600</b>
W307A	29'4" x 50'6"	1,481	18'2"/18'11"	80	148	104	148
W307B	30' x 50'6"	1,515	18'2"/18'11"	80	150	104	150
W307C	30' x 50'6"	1,515	18'2"/18'11"	80	150	104	150
W307D	31' x 50'6"	1,566	18'2"/18'11"	80	150	104	150
<b>W308</b>	<b>120'8" x 51'</b>	<b>6,154</b>	<b>18'2"/19'2"</b>	<b>400</b>	<b>615</b>	<b>440</b>	<b>615</b>
W308A	30' x 51'	1,530	18'2"/19'2"	80	153	96	153
W308B	30' x 51'	1,530	18'2"/19'2"	80	153	104	153
W308C	30' x 51'	1,530	18'2"/19'2"	80	153	96	153
W308D	30'8" x 51'	1,564	18'2"/19'2"	80	156	104	156
<b>W309</b>	<b>55'10" x 38'6"</b>	<b>2,150</b>	<b>18'2"/19'2"</b>	<b>120</b>	<b>214</b>	<b>126</b>	<b>214</b>
W309A	27'2" x 38'6"	1,046	18'2"/19'2"	50	104	55	104
W309B	28'8" x 38'6"	1,104	18'2"/19'2"	50	110	60	110
<b>W310</b>	<b>58'2" x 38'6"</b>	<b>2,239</b>	<b>18'2"/19'2"</b>	<b>120</b>	<b>196</b>	<b>140</b>	<b>196</b>
W310A	29'8" x 38'6"	1,142	18'2"/19'2"	50	114	60	114
W310B	28'6" x 38'6"	1,097	18'2"/19'2"	50	109	60	109

All floor plans and room capacities may change without notice, do not include A/V equipment and are subject to Orange County Fire Marshal approval prior to use.

## LEVEL IV – West Concourse

### Valencia Room (W415)

- 62,182 square foot carpeted multi-purpose room, which subdivides into three sections of 20,000 square feet each

### Meeting Rooms

- Total meeting room space (11,275 square feet)
- 1 meeting room/4 breakouts

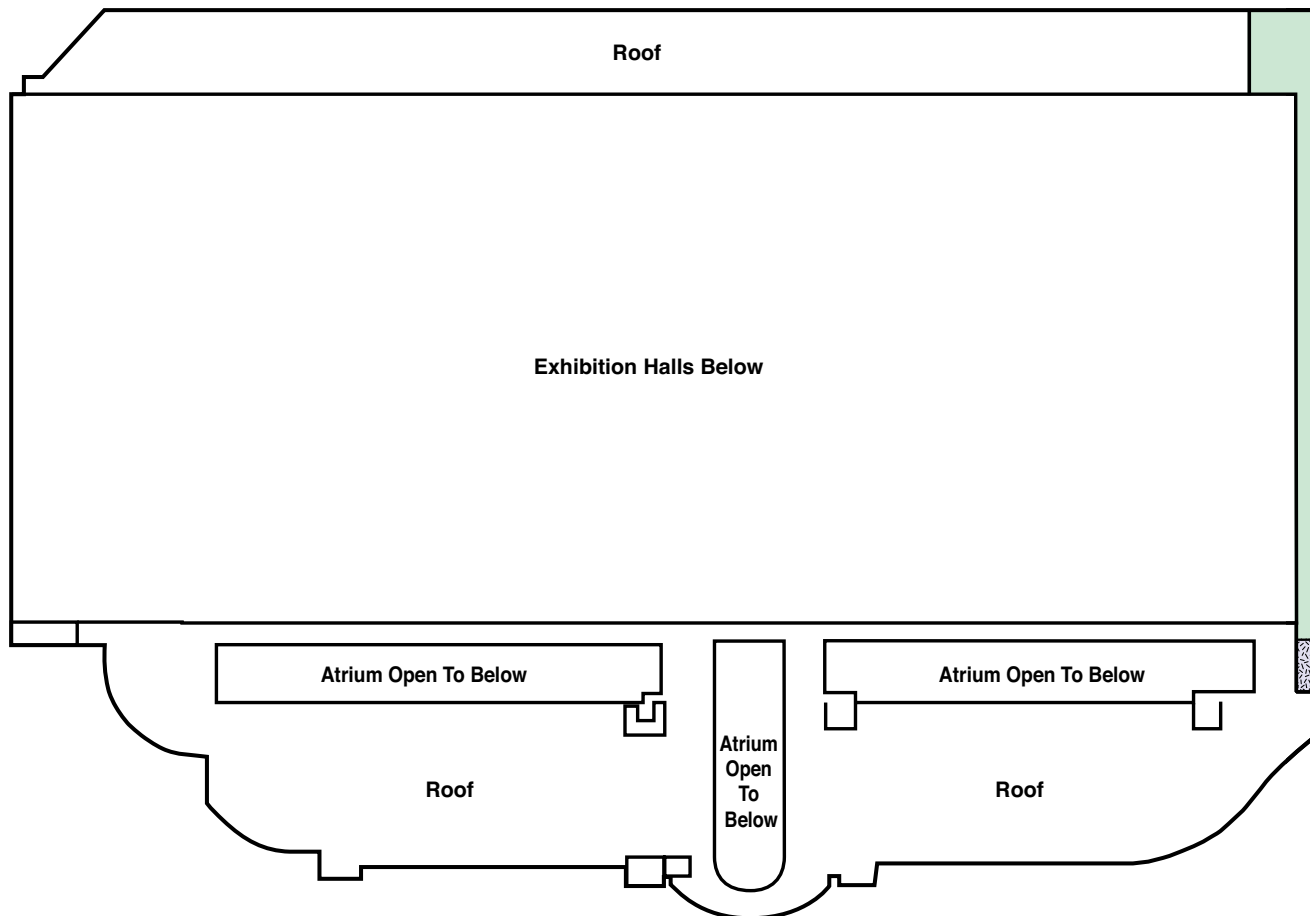
### Chapin Theater (W420)

- Balcony level
- Seating for 947



*Valencia Ballroom (perfect for dining, general session or breakout space)*

*The OCCC has partnered with the finest service providers in the industry. Business centers, food courts, and free WiFi in public areas are a few examples of service partners at work.*



## WEST CONCOURSE

### Meeting Rooms W414

ROOM	DIMENSIONS	SQUARE FOOTAGE	CEILING HEIGHT	BANQUET	THEATER	CLASSROOM	RECEPTION
<b>W414</b>	<b>155'2" x 72'8"</b>	<b>11,275</b>	<b>18'2"/19'2"</b>	<b>780</b>	<b>1,125</b>	<b>900</b>	<b>1,125</b>
W414A	40' x 72'8"	2,907	18'2"/19'2"	180	290	216	290
W414B	36'6" x 72'8"	2,652	18'2"/19'2"	180	265	180	265
W414C	39'4" x 72'8"	2,858	18'2"/19'2"	180	285	216	285
W414D	39'4" x 72'8"	2,858	18'2"/19'2"	180	285	204	285



LEVEL IV

West  
Concourse

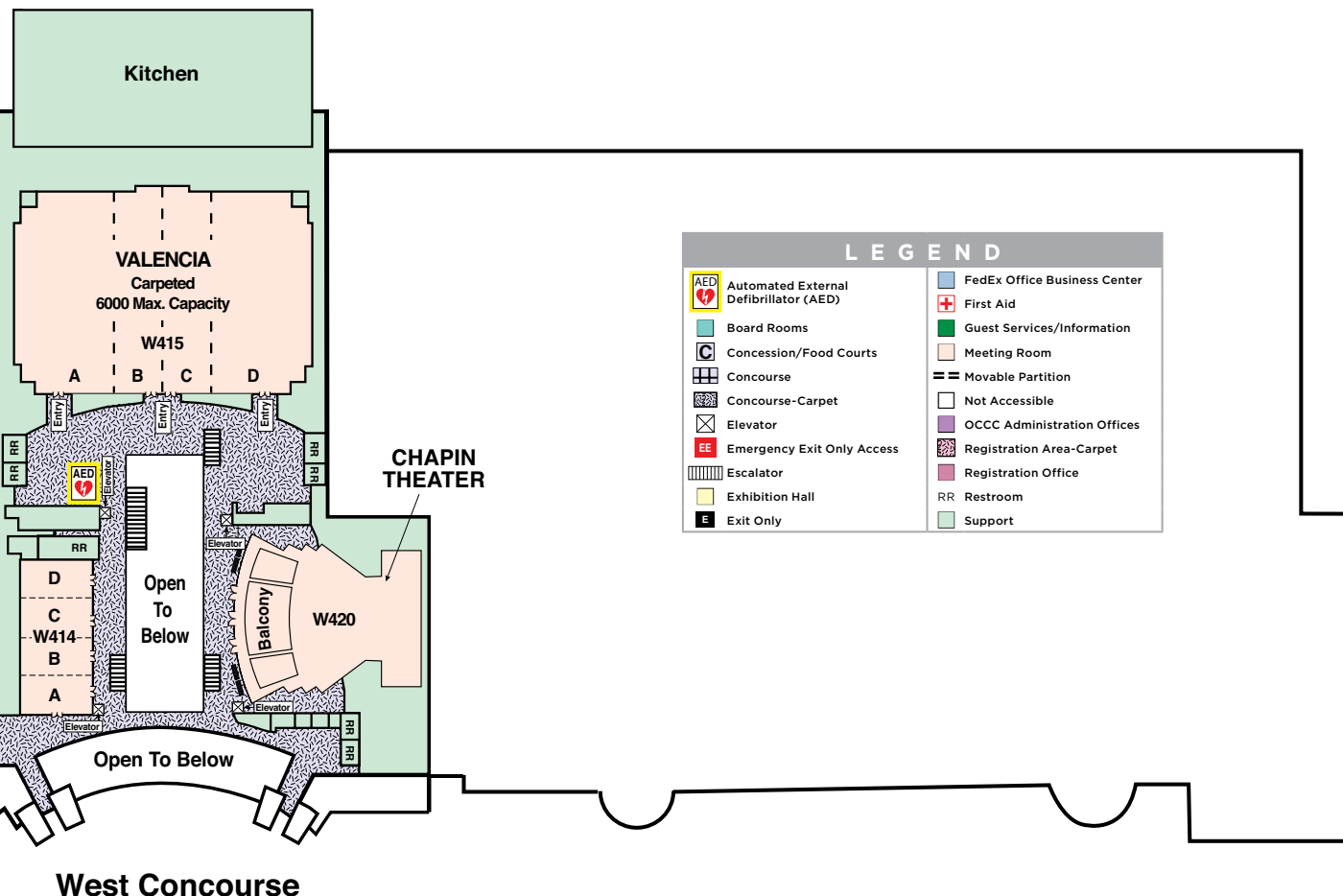
## WEST CONCOURSE

### Valencia Room W415

ROOM	DIMENSIONS	SQUARE FOOTAGE	CEILING HEIGHT	BANQUET	THEATER	CLASSROOM	RECEPTION
<b>W415</b>	<b>302' x 214'</b>	<b>62,182</b>	<b>30'</b>	<b>3,600</b>	<b>6,000</b>	<b>4,156</b>	<b>6,000</b>
W415A	106' x 214'	21,597	30'	1,300	1,953	1,340	1,953
W415B*	45' x 214'	9,494	30'	595	918	560	918
W415C*	45' x 214'	9,494	30'	595	918	560	918
W415D	106' x 214'	21,597	30'	1,300	1,953	1,340	1,953

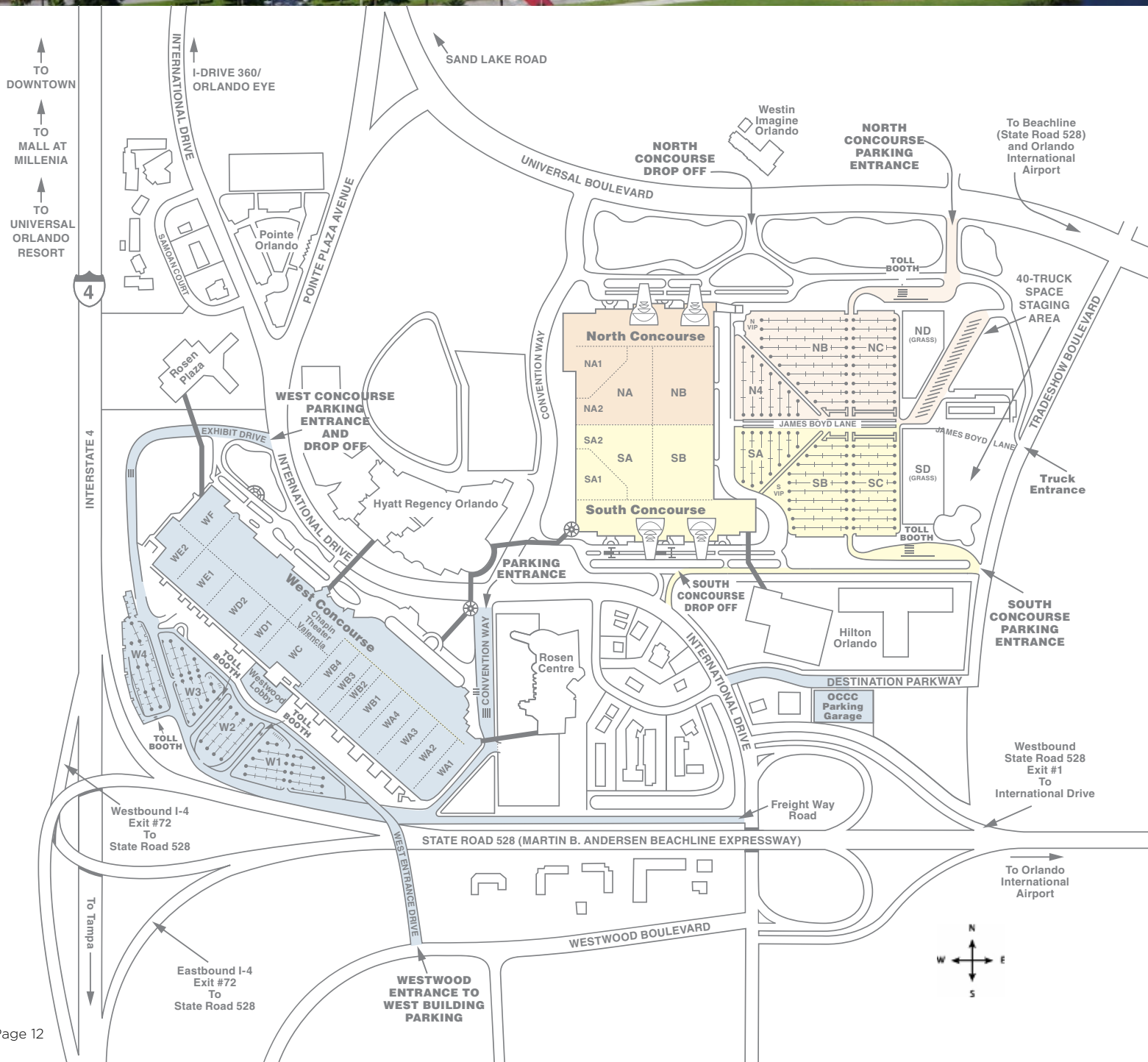
\*Rooms W415B and W415C are only leased in combination due to linear dimensions.

All floor plans and room capacities may change without notice, do not include A/V equipment and are subject to Orange County Fire Marshal approval prior to use.






# NORTH/SOUTH CONCOURSES



# NORTH/SOUTH CONCOURSES

Connected by the Oversight Pedestrian Bridge to the West Concourse, the Orange County Convention Center's (OCCC) North/South Concourses provide 950,282 square feet of exhibition space, including two acoustically engineered general assembly areas. With its 80-foot high glass walls and distinctive arched entrances, this building has become a landmark in the thriving Convention Center District. The flexibility and efficiencies of this building start with multiple meeting rooms and breakouts, wide column spacing and a full utility grid on 30-foot centers. Home to one of the largest solar panel arrays in the southeastern U.S. and LEED Gold-certified, the North/South Concourses are a prime example of excellence in sustainable practices. Cutting-edge destination lounges overlooking the exhibit floors add to the building's unique features. To make event load-in a breeze, the facility offers two underground loading docks, 76 truck bays, nine drive-in truck entrances, two roll-up doors and an airplane door.



<b>LEVEL I</b>	Exhibition Halls (NA, NB, SA, SB) Food Courts
<b>LEVEL II</b>	Registration, Meeting Rooms (N210-N230) Registration, Meeting Rooms (S210-S230) Restaurants, Destination Lounge
<b>LEVEL III</b>	Meeting Rooms (N310-N330) Meeting Rooms (S310-S331)

## FEATURES INCLUDE

- 950,282 square feet of exhibition space
- Two 92,000 square foot general assembly areas
- 25 meeting rooms/ 94 breakouts
- 2 full service restaurants
- 4 food courts
- 2 business centers
- Digital sponsorship signage
- In-house rigging, technical services, electric, plumbing and utilities services
- Internet and telecommunications services, plus wireless mobility throughout the facility
- Full utility grid on 30-foot centers
- 2 covered loading docks/ 76 truck bays
- 9 exhibit-floor truck entrances
- Covered boarding for 27 buses
- 4,784 on-site parking spaces
- Electric vehicle charging station
- Connected to the West Concourse via the Oversight Pedestrian Bridge with moving sidewalks

# LEVEL I – North/South Concourses

## Exhibition (Halls NA, NB, SA, SB)

- Total exhibition hall space (950,282 square feet)
- 2 general assembly areas (92,466 square feet each)
- 40-foot ceilings in exhibition halls
- In-floor utilities on 30-foot centers
- 2 covered loading docks/76 individual truck bays
- 9 truck entrances directly into the exhibition halls

## Features

- 4 food courts
- 40-truck space staging area adjacent to the building
- Covered boarding for 27 buses



## NORTH CONCOURSE

### Exhibition Halls North A – B

HALL	DIMENSIONS	SQUARE FOOTAGE	CEILING HEIGHT	BANQUET	THEATER	EXHIBITS
<b>North A</b>	<b>540'4" x 540'4"</b>	<b>287,495</b>	<b>40'</b>	<b>16,080</b>	<b>19,307</b>	<b>1,564</b>
NA1	359'8" x 85'8" x 381'8" x 89'8" x 359'6"	92,466	40'	4,790	7,240	405
NA2	179'5" x 488' x 483'8" x 179'8" x 90'8" x 381'10" x 90'4"	195,029	40'	10,390	11,636	1,024
<b>North B</b>	<b>540'4" x 361'10"</b>	<b>187,646</b>	<b>40'</b>	<b>10,260</b>	<b>12,804</b>	<b>996</b>
<b>NA/NB</b>	<b>540'4" x 902'2"</b>	<b>475,141</b>	<b>40'</b>	<b>26,340</b>	<b>32,111</b>	<b>2,560</b>

## SOUTH CONCOURSE

### Exhibition Halls South A – B

HALL	DIMENSIONS	SQUARE FOOTAGE	CEILING HEIGHT	BANQUET	THEATER	EXHIBITS
<b>South A</b>	<b>540'4" x 540'4"</b>	<b>287,495</b>	<b>40'</b>	<b>16,080</b>	<b>19,307</b>	<b>1,564</b>
SA1	359'8" x 85'8" x 381'8" x 89'8" x 359'6"	92,466	40'	4,790	7,240	405
SA2	179'5" x 488' x 483'8" x 179'8" x 90'8" x 381'10" x 90'4"	195,029	40'	10,390	11,636	1,024
<b>South B</b>	<b>540'4" x 361'10"</b>	<b>187,646</b>	<b>40'</b>	<b>10,260</b>	<b>12,804</b>	<b>996</b>
<b>SA/SB</b>	<b>540'4" x 902'2"</b>	<b>475,141</b>	<b>40'</b>	<b>26,340</b>	<b>32,111</b>	<b>2,560</b>

## NORTH CONCOURSE AND SOUTH CONCOURSE

### Exhibition Halls North AB – South AB

HALL	DIMENSIONS	SQUARE FOOTAGE	CEILING HEIGHT	BANQUET	THEATER	EXHIBITS
<b>NAB-SAB</b>	<b>1,080'8" x 902'2"</b>	<b>950,282</b>	<b>40'</b>	<b>52,680</b>	<b>64,222</b>	<b>5,120</b>



# North Concourse

Covered Bus Loading  
6 Buses

Covered Bus Loading  
5 Buses



**LEVEL I**  
North  
Concourse

Loading Dock

Kitchen

**NA1**  
92,466 SF  
405 10x10 Booths  
40' to Beam

**NA2**  
195,029 SF  
1,024 10x10 Booths  
40' to Beam

**NORTH HALL A**  
287,495 SF  
26,708 SM  
(540'4" x 540'4")  
1,564 10x10 Booths  
40' to Beam

**NORTH HALL B**  
187,646 SF  
17,432 SM  
(540'4" x 361'10")  
996 10x10 Booths  
40' to Beam

58'Wx20'H  
Aircraft  
Door

32'Wx22'8"H  
Roll-up Door

**SOUTH HALL A**  
287,495 SF  
26,708 SM  
(540'4" x 540'4")  
1,564 10x10 Booths  
40' to Beam

**SOUTH HALL B**  
187,646 SF  
17,432 SM  
(540'4" x 361'10")  
996 10x10 Booths  
40' to Beam

32'Wx22'8"H  
Roll-up Door

**SA1**  
92,466 SF  
405 10x10 Booths  
40' to Beam

**SA2**  
195,029 SF  
1,024 10x10 Booths  
40' to Beam

Loading Dock

Covered Bus Loading  
6 Buses

Covered Bus Loading  
10 Buses



**LEVEL I**  
South  
Concourse

# South Concourse

## LEVEL II – North/South Concourses

### Meeting Rooms

- Total meeting room space (61,898 square feet)
- 6 meeting rooms/34 breakouts

### Registration



- 4 registration offices

### Features

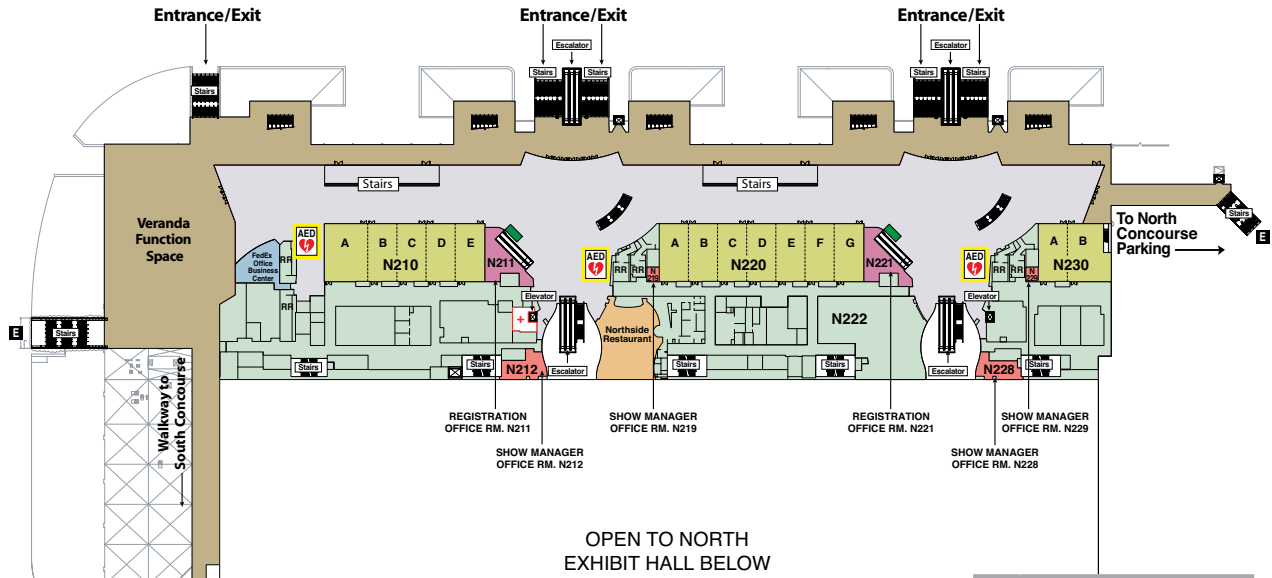
- 2 business centers
- 8 show manager offices
- 2 full service restaurants  
The Northside Restaurant (North Concourse)  
The Southside Restaurant (South Concourse)
- Destination Lounge

Additional function space, in the form of a veranda, is available outside on Level II and emphasizes Orlando's natural beauty.

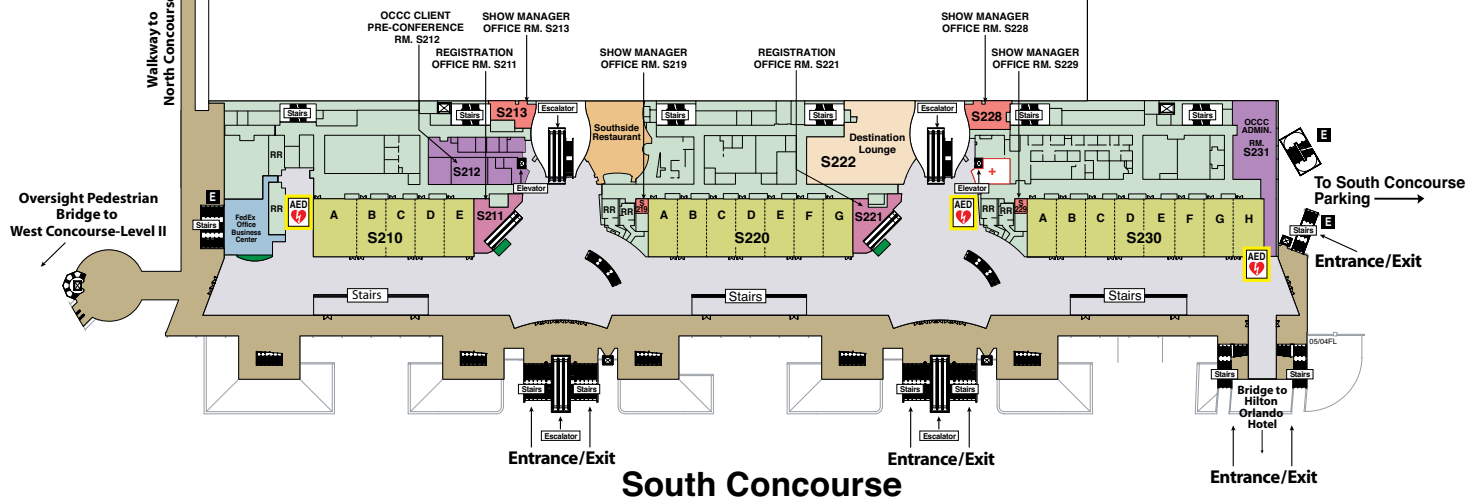
*Almost 100 digital and static signs assist with directing vehicular traffic around the OCCC campus.*



# North Concourse



OPEN TO SOUTH EXHIBIT HALL BELOW





## NORTH CONCOURSE

### Meeting Rooms N210 - N230

ROOM	DIMENSIONS	SQUARE FOOTAGE	CEILING HEIGHT	BANQUET	THEATER	CLASSROOM	RECEPTION
<b>N210</b>	<b>163'9" x 58'8"</b>	<b>9,607</b>	<b>14'6"</b>	<b>650</b>	<b>1,248</b>	<b>726</b>	<b>1,248</b>
N210A	43'8" x 58'8"	2,562	14'6"	160	294	160	294
N210B	29'8" x 58'8"	1,740	14'6"	80	196	120	196
N210C	29'8" x 58'8"	1,740	14'6"	80	196	120	196
N210D	29'8" x 58'8"	1,740	14'6"	80	196	120	196
N210E	29'8" x 58'8"	1,740	14'6"	80	196	120	196
<b>N220</b>	<b>209'1" x 58'8"</b>	<b>12,266</b>	<b>14'6"</b>	<b>850</b>	<b>1,664</b>	<b>946</b>	<b>1,664</b>
N220A	29' x 58'8"	1,701	14'6"	80	196	120	196
N220B	29'8" x 58'8"	1,740	14'6"	80	196	120	196
N220C	29'8" x 58'8"	1,740	14'6"	80	196	120	196
N220D	29'8" x 58'8"	1,740	14'6"	80	196	120	196
N220E	29'8" x 58'8"	1,740	14'6"	80	196	120	196
N220F	29'8" x 58'8"	1,740	14'6"	80	196	120	196
N220G	29'8" x 58'8"	1,740	14'6"	80	196	120	196
<b>N230</b>	<b>73'7" x 58'5"</b>	<b>4,298</b>	<b>14'6"</b>	<b>250</b>	<b>492</b>	<b>274</b>	<b>492</b>
N230A	29' x 58'5"	1,694	14'6"	80	196	120	196
N230B	44'2" x 58'5"	2,580	14'6"	140	225	164	225



LEVEL II

North  
Concourse

All floor plans and room capacities may change without notice, do not include A/V equipment and are subject to Orange County Fire Marshal approval prior to use.

The North/South Building contains two elegant, finely crafted full-service restaurants, located on Level II, that overlook the exhibition halls.



## SOUTH CONCOURSE

### Meeting Rooms S210 – S230

ROOM	DIMENSIONS	SQUARE FOOTAGE	CEILING HEIGHT	BANQUET	THEATER	CLASSROOM	RECEPTION
<b>S210</b>	<b>163'9" x 58'5"</b>	<b>9,566</b>	<b>14'6"</b>	<b>650</b>	<b>1,248</b>	<b>726</b>	<b>1,248</b>
S210A	43'8" x 58'5"	2,551	14'6"	120	294	160	294
S210B	29'8" x 58'5"	1,733	14'6"	80	196	120	196
S210C	29'8" x 58'5"	1,733	14'6"	80	196	120	196
S210D	29'8" x 58'5"	1,733	14'6"	80	196	120	196
S210E	29'8" x 58'5"	1,733	14'6"	80	196	120	196
<b>S220</b>	<b>209'1" x 58'5"</b>	<b>12,214</b>	<b>14'6"</b>	<b>850</b>	<b>1,664</b>	<b>946</b>	<b>1,664</b>
S220A	29' x 58'5"	1,694	14'6"	80	196	120	196
S220B	29'8" x 58'5"	1,733	14'6"	80	196	120	196
S220C	29'8" x 58'5"	1,733	14'6"	80	196	120	196
S220D	29'8" x 58'5"	1,733	14'6"	80	196	120	196
S220E	29'8" x 58'5"	1,733	14'6"	80	196	120	196
S220F	29'8" x 58'5"	1,733	14'6"	80	196	120	196
S220G	29'8" x 58'5"	1,733	14'6"	80	196	120	196
<b>S230</b>	<b>242'5" x 58'5"</b>	<b>14,161</b>	<b>14'6"</b>	<b>950</b>	<b>1,950</b>	<b>1,100</b>	<b>1,950</b>
S230A	29' x 58'5"	1,694	14'6"	80	196	120	196
S230B	29'8" x 58'5"	1,733	14'6"	80	196	120	196
S230C	29'8" x 58'5"	1,733	14'6"	80	196	120	196
S230D	29'8" x 58'5"	1,733	14'6"	80	196	120	196
S230E	29'8" x 58'5"	1,733	14'6"	80	196	120	196
S230F	29'8" x 58'5"	1,733	14'6"	80	196	120	196
S230G	29'8" x 58'5"	1,733	14'6"	80	196	120	196
S230H	33' x 58'5"	1,928	14'6"	80	210	140	210



**LEVEL II**  
South  
Concourse

## SOUTH CONCOURSE

### Destination Lounge S222

ROOM	SQUARE FOOTAGE
<b>S222</b>	<b>7,311</b>

All floor plans and room capacities may change without notice, do not include A/V equipment and are subject to Orange County Fire Marshal approval prior to use.



*Cutting-edge destination lounges will provide technology-focused and sophisticated networking, sponsorship, exhibit overflow and rejuvenation environments.*

## LEVEL III – North/South Concourses

### Meeting Rooms

- Total meeting room space (104,152 square feet)
- 19 meeting rooms/60 breakouts

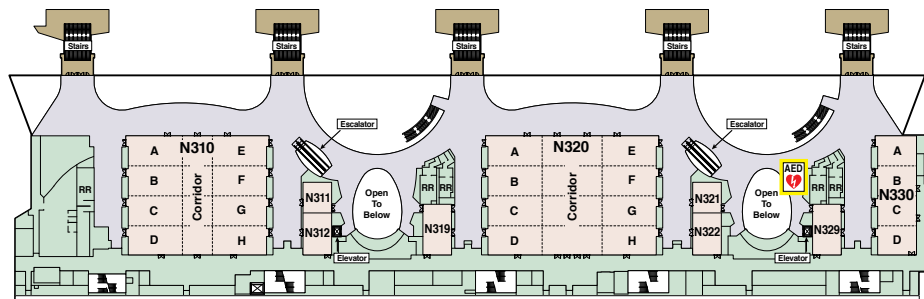


*Meeting rooms offer a unique, elegant and versatile space ideal for breakout sessions or smaller group programs.*

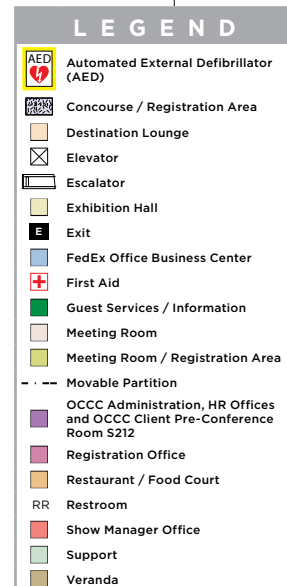




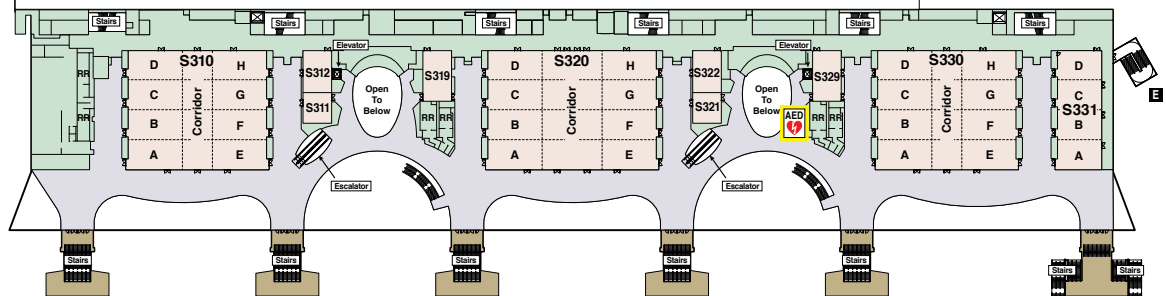
## North Concourse



OPEN TO NORTH  
EXHIBIT HALL BELOW



OPEN TO SOUTH  
EXHIBIT HALL BELOW



## South Concourse

## NORTH CONCOURSE

### Meeting Rooms N310 – N330

ROOM	DIMENSIONS	SQUARE FOOTAGE	CEILING HEIGHT	BANQUET	THEATER	CLASSROOM	RECEPTION
<b>N310</b>	<b>138'5" x 117'5"</b>	<b>16,252</b>	<b>21'6"</b>	<b>1,070</b>	<b>2,112</b>	<b>1,140</b>	<b>2,112</b>
N310A	54' x 29'5"	1,589	21'6"	80	176	100	176
N310B	54' x 29'8"	1,602	21'6"	80	182	108	182
N310C	54' x 29'8"	1,602	21'6"	80	182	108	182
N310D	54' x 27'7"	1,490	21'6"	80	176	99	176
N310E	54' x 29'5"	1,589	21'6"	80	176	100	176
N310F	54' x 29'8"	1,602	21'6"	80	182	108	182
N310G	54' x 29'8"	1,602	21'6"	80	182	108	182
N310H	54' x 27'7"	1,490	21'6"	80	176	99	176
<b>N311</b>	<b>27'9" x 29'9"</b>	<b>826</b>	<b>14'</b>	<b>50</b>	<b>72</b>	<b>40</b>	<b>72</b>
<b>N312</b>	<b>27'9" x 40'3"</b>	<b>1,117</b>	<b>14'</b>	<b>60</b>	<b>108</b>	<b>60</b>	<b>108</b>
<b>N319</b>	<b>27'9" x 48'11"</b>	<b>1,357</b>	<b>14'</b>	<b>80</b>	<b>144</b>	<b>80</b>	<b>144</b>
<b>N320</b>	<b>168'5" x 117'5"</b>	<b>19,775</b>	<b>21'6"</b>	<b>1,280</b>	<b>2,560</b>	<b>1,368</b>	<b>2,560</b>
N320A	54' x 29'5"	1,589	21'6"	80	182	100	182
N320B	54' x 29'8"	1,602	21'6"	80	182	108	182
N320C	54' x 29'8"	1,602	21'6"	80	182	108	182
N320D	54' x 27'7"	1,490	21'6"	80	182	99	182
N320E	54' x 29'5"	1,589	21'6"	80	182	100	182
N320F	54' x 29'8"	1,602	21'6"	80	182	108	182
N320G	54' x 29'8"	1,602	21'6"	80	182	108	182
N320H	54' x 27'7"	1,490	21'6"	80	182	99	182
<b>N321</b>	<b>27'9" x 29'9"</b>	<b>826</b>	<b>14'</b>	<b>50</b>	<b>72</b>	<b>40</b>	<b>72</b>
<b>N322</b>	<b>27'9" x 40'3"</b>	<b>1,117</b>	<b>14'</b>	<b>60</b>	<b>108</b>	<b>60</b>	<b>108</b>
<b>N329</b>	<b>27'9" x 48'11"</b>	<b>1,357</b>	<b>14'</b>	<b>80</b>	<b>144</b>	<b>80</b>	<b>144</b>
<b>N330</b>	<b>38'5" x 116'4"</b>	<b>4,469</b>	<b>21'6"</b>	<b>300</b>	<b>544</b>	<b>294</b>	<b>544</b>
N330A	38'5" x 29'5"	1,130	21'6"	60	108	66	108
N330B	38'5" x 29'8"	1,140	21'6"	60	112	72	112
N330C	38'5" x 29'8"	1,140	21'6"	60	112	72	112
N330D	38'5" x 27'7"	1,060	21'6"	60	112	66	112



LEVEL III

North  
Concourse

All floor plans and room capacities may change without notice, do not include A/V equipment and are subject to Orange County Fire Marshal approval prior to use.



The OCCC is the largest convention center in the world to earn the LEED EBOM Gold certification for the North/South Concourse.

## SOUTH CONCOURSE

### Meeting Rooms S310 – S331



**LEVEL III**  
South  
Concourse

ROOM	DIMENSIONS	SQUARE FOOTAGE	CEILING HEIGHT	BANQUET	THEATER	CLASSROOM	RECEPTION
<b>S310</b>	<b>138'5" x 117'5"</b>	<b>16,252</b>	<b>21'6"</b>	<b>1,100</b>	<b>2,112</b>	<b>1,140</b>	<b>2,112</b>
S310A	54' x 29'5"	1,589	21'6"	80	170	100	170
S310B	54' x 29'8"	1,602	21'6"	80	182	108	182
S310C	54' x 29'8"	1,602	21'6"	80	182	108	182
S310D	54' x 27'3"	1,472	21'6"	80	178	99	178
S310E	54' x 29'5"	1,589	21'6"	80	170	100	170
S310F	54' x 29'8"	1,602	21'6"	80	182	108	182
S310G	54' x 29'8"	1,602	21'6"	80	182	108	182
S310H	54' x 27'3"	1,472	21'6"	80	178	99	178
<b>S311</b>	<b>27'9" x 29'9"</b>	<b>826</b>	<b>14'</b>	<b>50</b>	<b>72</b>	<b>40</b>	<b>72</b>
<b>S312</b>	<b>40'3" x 27'9"</b>	<b>1,117</b>	<b>14'</b>	<b>60</b>	<b>99</b>	<b>60</b>	<b>99</b>
<b>S319</b>	<b>27'11" x 48'11"</b>	<b>1,366</b>	<b>14'</b>	<b>80</b>	<b>144</b>	<b>80</b>	<b>144</b>
<b>S320</b>	<b>168'5" x 117'5"</b>	<b>19,775</b>	<b>21'6"</b>	<b>1,400</b>	<b>2,560</b>	<b>1,368</b>	<b>2,560</b>
S320A	54' x 29'5"	1,589	21'6"	80	170	100	170
S320B	54' x 29'8"	1,602	21'6"	80	182	108	182
S320C	54' x 29'8"	1,602	21'6"	80	182	108	182
S320D	54' x 27'7"	1,490	21'6"	80	178	99	178
S320E	54' x 29'5"	1,589	21'6"	80	169	100	169
S320F	54' x 29'8"	1,602	21'6"	80	182	108	182
S320G	54' x 29'8"	1,602	21'6"	80	182	108	182
S320H	54' x 27'7"	1,490	21'6"	80	178	99	178
<b>S321</b>	<b>27'9" x 29'9"</b>	<b>826</b>	<b>14'</b>	<b>50</b>	<b>72</b>	<b>40</b>	<b>72</b>
<b>S322</b>	<b>27'9" x 40'3"</b>	<b>1,117</b>	<b>14'</b>	<b>60</b>	<b>99</b>	<b>60</b>	<b>99</b>
<b>S329</b>	<b>27'9" x 48'11"</b>	<b>1,357</b>	<b>14'</b>	<b>80</b>	<b>144</b>	<b>80</b>	<b>144</b>
<b>S330</b>	<b>138'5" x 117'5"</b>	<b>16,252</b>	<b>21'6"</b>	<b>1,100</b>	<b>2,112</b>	<b>1,140</b>	<b>2,112</b>
S330A	54' x 29'5"	1,589	21'6"	80	171	100	171
S330B	54' x 29'8"	1,602	21'6"	80	182	108	182
S330C	54' x 29'8"	1,602	21'6"	80	182	108	182
S330D	54' x 27'7"	1,490	21'6"	80	178	99	178
S330E	54' x 29'5"	1,589	21'6"	80	171	100	171
S330F	54' x 29'8"	1,602	21'6"	80	182	108	182
S330G	54' x 29'8"	1,602	21'6"	80	182	108	182
S330H	54' x 27'7"	1,490	21'6"	80	178	99	178
<b>S331</b>	<b>43'9" x 117'5"</b>	<b>5,137</b>	<b>21'6"</b>	<b>300</b>	<b>646</b>	<b>368</b>	<b>646</b>
S331A	43'9" x 29'5"	1,287	21'6"	60	136	80	136
S331B	43'9" x 29'8"	1,298	21'6"	60	140	84	140
S331C	43'9" x 29'8"	1,298	21'6"	60	140	84	140
S331D	43'9" x 27'7"	1,207	21'6"	60	140	77	140

*All floor plans and room capacities may change without notice, do not include A/V equipment and are subject to Orange County Fire Marshal approval prior to use.*










Since opening our doors over thirty years ago, the staff and onsite service partners of the Orange County Convention Center have endeavored to exceed expectations. Our tagline encapsulates this commitment —

***The Center of Hospitality, where it's all about your experience!***

If you would like additional information about our facility, please call us toll-free at 1-800-345-9845 or visit our website at [www.occc.net](http://www.occc.net).



**The Center of Hospitality,  
where it's all about your  
experience.**

---

**West Concourse**

9800 International Drive  
Orlando, FL 32819

**North Concourse**

9400 Universal Boulevard  
Orlando, FL 32819

**South Concourse**

9899 International Drive  
Orlando, FL 32819

Toll-Free: 800-945-3845

Phone: 407-685-9800

Fax: 407-685-9876

[www.occc.net](http://www.occc.net)

