



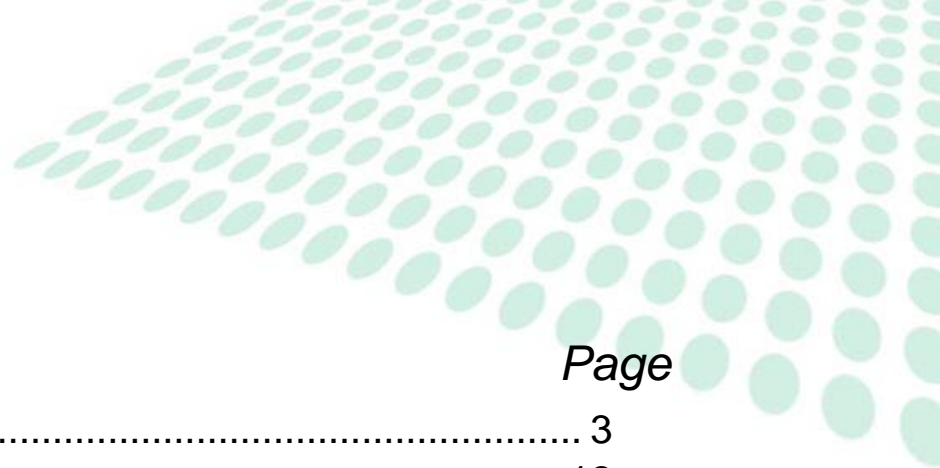
# The Diocese of Virginia C3 Task Force Survey

April, 2013




*The* DIOCESE *of* VIRGINIA

Prepared by Customer Care Measurement & Consulting



# Table Of Contents

|   | <i>Page</i> |
|---|-------------|
| Executive Summary .....   | 3           |
| Survey Objectives and Methodology .....                           | 12          |
| Respondent Profile .....  | 15          |
| Views About Counting Average Sunday Attendance .....              | 23          |
| Views About Counting Confirmed Communicants .....                 | 43          |
| Views About Counting Communiques And Parish Life Activities ..... | 59          |
| Segment-Specific Analysis .....                                   | 67          |
| Appendix  |             |
| Appendix 1: Questionnaire .....                                   | 82          |



# Executive Summary

# Views About Counting Average Sunday Attendance

- Many participants lack first-hand knowledge about the protocols for counting, and reporting Average Sunday Attendance data is not uniform among participants
  - 37% of participants report that they are Rarely or Never (26%) personally involved in counting attendance that is used in support of Average Sunday Attendance calculations
  - 45% of participants indicate that they are Rarely or Never (39%) personally involved in using Average Sunday Attendance raw data to calculate and report Average Sunday Attendance
- Perhaps owing to the significant percentage of participants lacking experience in executing Average Sunday Attendance protocols, an average of nearly 9% of participants responded to seven core Average Sunday Attendance protocol questions by answering “Don’t Know”
  - The highest percentages of “Don’t Know” responses are observed for items related to whether Average Sunday Attendance figures are supplemented with other non-worship/parish life events (14%), whether weekday services are included in Average Sunday Attendance calculations (15%), and the method used to calculate Average Sunday Attendance (21%) (“Don’t Know” responses have been excluded from the results for these core questions)

# Views About Counting Average Sunday Attendance (*continued*)

- A vast majority of participants regard their parish Average Sunday Attendance data/results as “accurate” (72% Very Accurate/96% Very or Somewhat Accurate) and “reliable” (71% Very Reliable/96% Very or Somewhat Reliable)
  - Participants are more certain of the integrity of Average Sunday Attendance data than they are of confirmed communicants data (only 43% and 41% reporting that confirmed communicants data are Very Accurate and Very Reliable, respectively)
  - Perceived accuracy and reliability decline among those parishes reporting the use of a “best guess” methodology that is recorded after services (vs. a hard count taken and recorded during services), parishes of 100+ pledging units, and among those individuals indicating that they count attendance and/or calculate Average Sunday Attendance less than “Always”
- An overwhelming majority of participants report that their parish is conscientious in the collection of Average Sunday Attendance data and endeavors to be exact in its efforts to collect Average Sunday Attendance data
  - 98% of participants report that their parish gathers Average Sunday Attendance data every Sunday, every week
  - 92% of participants report that their parish carefully counts every single person attending services and records it on paper during the service (vs. “guesstimating” and recording the estimate later)
  - 94% report that their parish calculates Average Sunday Attendance by taking an average of all attendance data for the past year

# Views About Counting Average Sunday Attendance (*continued*)

- The relatively high levels of (perceived) accuracy and reliability of Average Sunday Attendance data are achieved despite the variability of Average Sunday Attendance source data and Average Sunday Attendance data collection methodologies (a similar finding is observed for confirmed communicants data)
  - 20% of participants report that their parish includes attendance data from weekday services when calculating Average Sunday Attendance
  - 5% of participants report that their parish supplements a calculation of Average Sunday Attendance by recognizing and then adding in attendance figures from other non-worship/parish life events
  - As is the case for confirmed communicants data, the methodology for gathering and reporting Average Sunday Attendance data involves a cooperative effort between the clergy and laity. The majority of participants report that these Average Sunday Attendance data are collected by ushers (76%) and recorded by clergy (60%). From another perspective, high levels of perceived accuracy and reliability for Average Sunday Attendance data are achieved even though there is clearly not uniformity in the people/roles that assume responsibility for collecting and reporting these data.

# Views About Counting Confirmed Communicants

- An average of nearly 14% of participants responded to three core questions about confirmed communicants protocol by answering “Don’t Know” (a higher average percentage of “Don’t Know” responses than observed for the seven core questions related to Average Sunday Attendance protocols). The highest percentage of “Don’t Know” responses is observed for how often the parish updates confirmed communicants data (19%).
- A majority of participants regard their parish data/results on confirmed communicants as “accurate” (43% Very Accurate/86% Very or Somewhat Accurate) and “reliable” (41% Very Reliable/86% Very or Somewhat Reliable)
  - Participants are *less certain of the integrity of confirmed communicants data* than they are of Average Sunday Attendance data (only 43% and 41% reporting that confirmed communicants data are Very Accurate and Very Reliable, respectively, vs. 72% Very Accurate and 71% Very Reliable for Average Sunday Attendance data)
  - Perceived accuracy and reliability decline among those individuals reporting that their parish updates the count of confirmed communicants annually (vs. ongoing), those individuals reporting that laity/office staff (or someone else) gather the data, those individuals with 1 to 5 years of history with their parish, parishes with 50+ pledging units, parishes with 2+ Sunday services, and among those individuals indicating that they count attendance and/or calculate Average Sunday Attendance less than “Always”

# Views About Counting Confirmed Communicants (*continued*)

- The relatively high levels of (perceived) accuracy and reliability of confirmed communicants data are achieved despite the variability of Average Sunday Attendance source data and Average Sunday Attendance data collection methodologies (a similar finding is observed for confirmed communicants data)
  - Two-thirds (65%) of participants report that their parish updates the record of the number of confirmed communicants annually; the balance update the record on an ongoing basis
  - As is the case for Average Sunday Attendance data, the methodology for gathering and reporting confirmed communicants data involves a cooperative effort between the clergy and laity. Laity/office staff (44%) and clergy (44%) are nearly equally likely to collect such data. As well, clergy (48%) and laity/office staff (45%) are about as likely to record these data. As suggested earlier for Average Sunday Attendance data, it would appear that the absence of uniformity in who collects and reports these data is not necessarily a barrier to reasonable levels of perceived accuracy and reliability.
- The calculation of the number of confirmed communicants may be influenced by a wide variety of events/circumstances occurring within the parish. There appear to be two tiers of events/circumstances.
  - The first tier of events/circumstances – those that may have a more considerable influence on the calculation of the number of confirmed communicants – include baptisms, deaths, weddings, and formal transfers in/out. An average of 98% of participants report that their parish formally counts these events/circumstances and an average of 73% of participants indicate that their parish incorporates these events/circumstances into a calculation of the number of confirmed communicants.



# Views About Counting Confirmed Communicants (*continued*)


- The second tier of events/circumstances – those that may still impact the calculation of the number of confirmed communicants albeit in a lesser degree than the “first” tier events/circumstances – include five perceptions related to attendance (i.e., attending services/parish events or not), registration status (i.e., registered or not), pledge status (i.e., pledging or not), and disposition of mail/e-mail sent (i.e., returned as undeliverable). An average of 58% of participants report that their parish formally counts/tracks such events/circumstances and an average of 43% of participants indicate that their parish incorporates such data into the calculation of the number of confirmed communicants.

# Views About Counting Communiqués And Parish Life Activities

- Participants report that their parishes offer a variety of communiqués and parish life activities. Two findings related to these offerings and parish behavior for counting/tracking use/attendance may provide opportunities for reflection.
  - First, it appears that the “penetration rate” (as measured by the percentage of survey participants indicating that their parish offers the communiqué/parish life event) for social media is relatively robust; in some cases, more robust than “traditional” communiqués and parish life events.
  - Second, while parishes *offer* many communiqués/parish life events, they are far less likely to count/track the use of these communiqués/events.
- The communiqués/parish life events with the highest penetration (a minimum of approximately three-quarters of participants reporting that their parish offers them) include a parish website (93%), Sunday School (80%), Outreach events (74%), and Adult Education (74%). Communiqués/parish life events with the lowest penetration rates include radio/television broadcasts of services (2%), website broadcasts of services (15%), and Twitter (17%).
- Outreach & Parish Life Events achieve the highest penetration rates on average (72% across the five events), followed by Social Media communiqués (51% over the four social media channels presented), and Services & Sermons communiqués (only 23% across the four sermon and service communiqués presented).

# Views About Counting Communiqués And Parish Life Activities (*continued*)

- Parish counting behavior (i.e., the percentage of survey participants indicating that their parish counts use/attendance for the communiqué/event) lags “offering” by a significant order of magnitude.
  - On average (over the various communiqués/events within each category), only 36% report that Outreach & Parish Life events are counted, only 23% indicate that Social Media communiqués are tracked, and a mere 9% report that Sermon & Service communiqués are counted for use/attendance.
  - Across all 13 communiqués/events, an average of 23% of participants report that their parish counts use/attendance figures.



# Survey Objectives & Methodology

# Survey Objectives

Provide the C-3 Task Force with empirical survey data in support of its discernment of recommendations regarding a formula for determining the number of lay delegates each church has.

- Profile views regarding
  - Counting average Sunday attendance
  - Counting confirmed communicants
  - Counting communiqués and parish life activities
- Characterize any significant differences in views by key segments (e.g., number of years affiliated with current parish, etc.)


# Methodology

## Participants And Fielding Methodology

- Convenience sample of ~600+ participants, inclusive of clergy and lay participants
- Initial fielding methodology consisted of administering a hard copy questionnaire to the attendees of the 217th Annual Council
- Supplemental fielding methodology consisted of providing Diocesan clergy with a SurveyMonkey link in an invitation included in a regular Diocesan electronic publication sent to clergy
- Achieved a 41% estimated response rate (n = 244 and based on a population of 600) yielding a  $\pm 2.9\%$  to  $4.8\%$  margin of error for all participants (and assuming the use of the finite population correction for a small universe)

## Questionnaire/ fielding methodology

- One questionnaire developed for all participants in collaboration with the C-3 Task Force leadership
- 25-item questionnaire—the equivalent of a four- page hard copy questionnaire



# Respondent Profile

# Respondent Profile

|  | % Respondents |
|--|---------------|
| <b>Official Capacity</b>                 |               |
| Voting Member                            | 91%           |
| Non-Voting Attendee                      | 9%            |
| <b>Years Affiliated With Parish</b>      |               |
| 1 to 5 years                             | 28%           |
| 6 to 10 years                            | 21%           |
| 11 or more years                         | 51%           |
| <b>Pledging Units In Parish</b>          |               |
| Less than 50                             | 19%           |
| 50 to 100                                | 30%           |
| More than 100                            | 52%           |
| <b>Sunday Services Offered At Parish</b> |               |
| 1  | 15%           |
| 2  | 42%           |
| 3+                                       | 42%           |

|  | % Respondents |
|--|---------------|
| <b>Weekday Services Offered At Parish</b>                |               |
| 1  | 59%           |
| 2+   | 41%           |
| <b>Participation In Counting Attendance</b>              |               |
| Always   | 20%           |
| Often/Sometimes  | 42%           |
| Rarely/Never   | 38%           |
| <b>Calculating/Reporting Of Attendance Data Provided</b> |               |
| Always   | 37%           |
| Often/Sometimes  | 19%           |
| Rarely/Never   | 45%           |

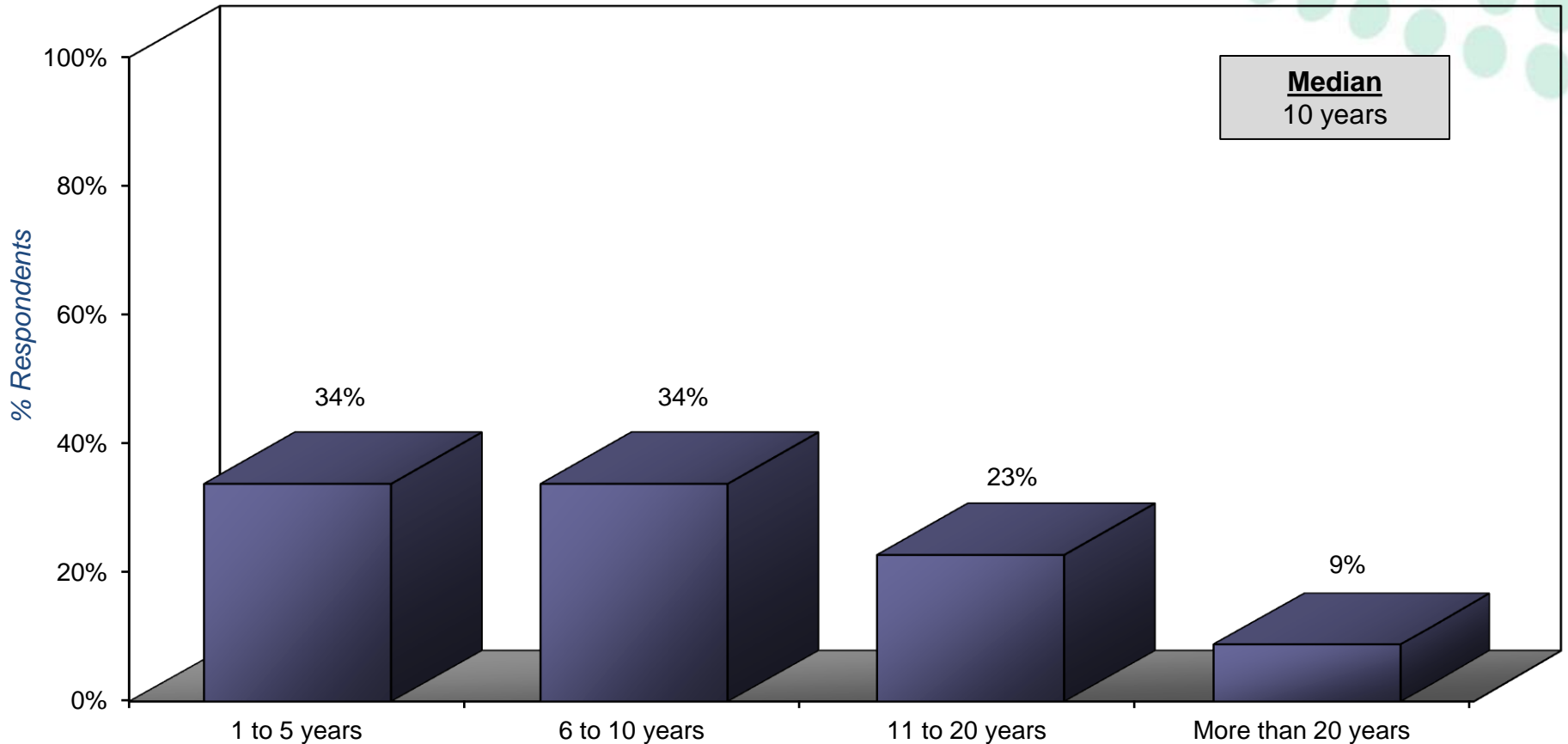


# Official Capacity At Council

|  | % Respondents |
|--|---------------|
| <b><i>Voting Members Of Council</i></b>                                |               |
| 1. Canonically Resident Clerical Delegate                              | 51%           |
| 2. Lay Delegate  | 35%           |
| 3. Youth Delegate  | 2%            |
| 4. Lay Member of the Executive Board                                   | 1%            |
| 5. Lay Member of the Standing Committee                                | 1%            |
| 6. Regional President  | 1%            |
| 7. Collegiate Delegate   | 0%            |
| 8. President of the ECW  | 0%            |
| 9. Chancellor  | 0%            |
| <b><i>Non-Voting Attendees Of Council &amp; Other Designations</i></b> |               |
| 10. Clergy Under License   | 6%            |
| 11. Lay Alternate Delegate   | 2%            |
| 12. Deputy to General Convention                                       | 0%            |
| 13. Youth Provincial Synod   | 0%            |
| 14. Ecumenical Guest   | 0%            |
| 15. Candidate to the Priesthood  | 0%            |
| 16. Candidate to the Vocational Diaconate                              | 0%            |
| 17. Visitor  | 0%            |
| 18. Surviving Clergy Spouse  | 0%            |

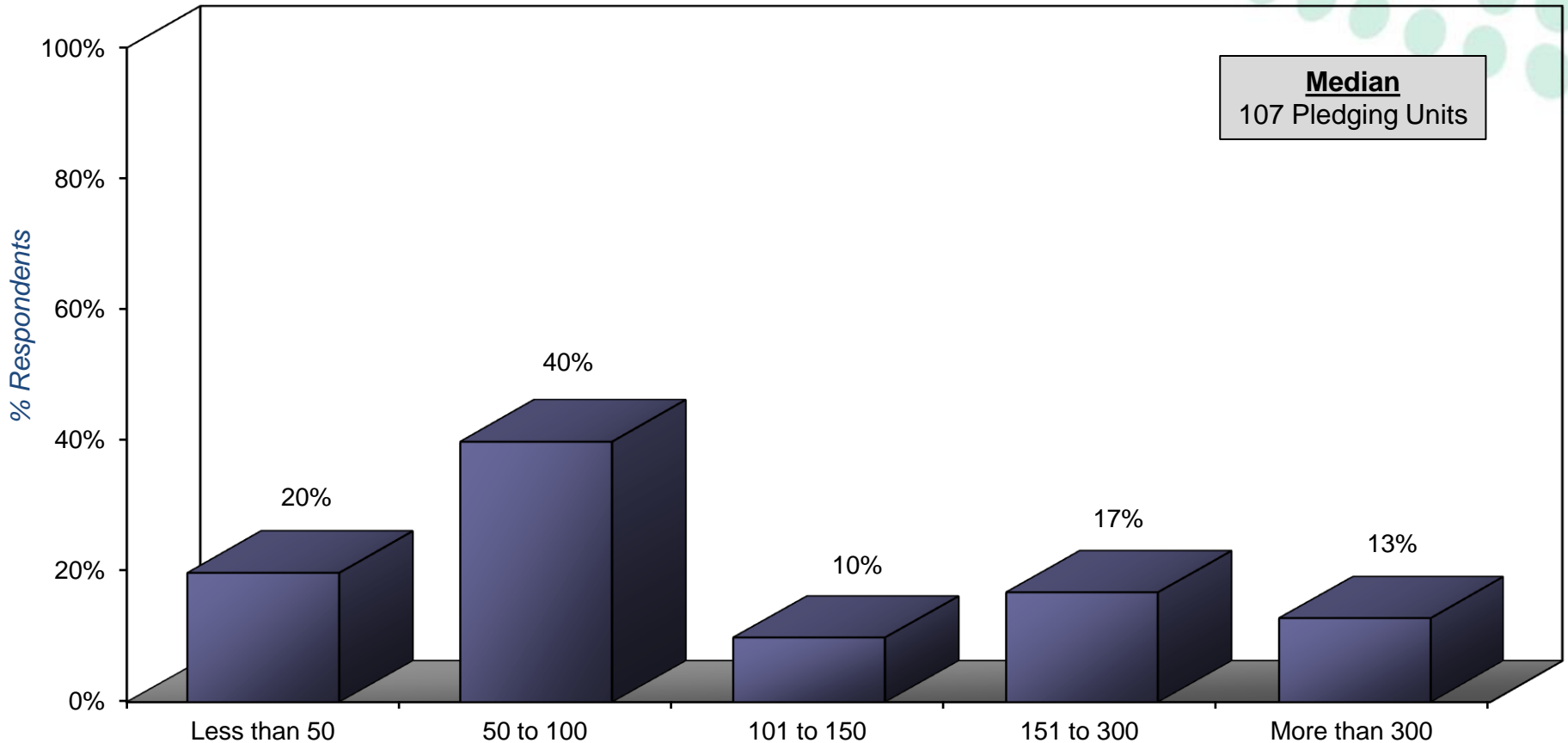
Which ONE of the following categories best describes your official capacity at Council?

# Number Of Years Affiliated With Current Parish



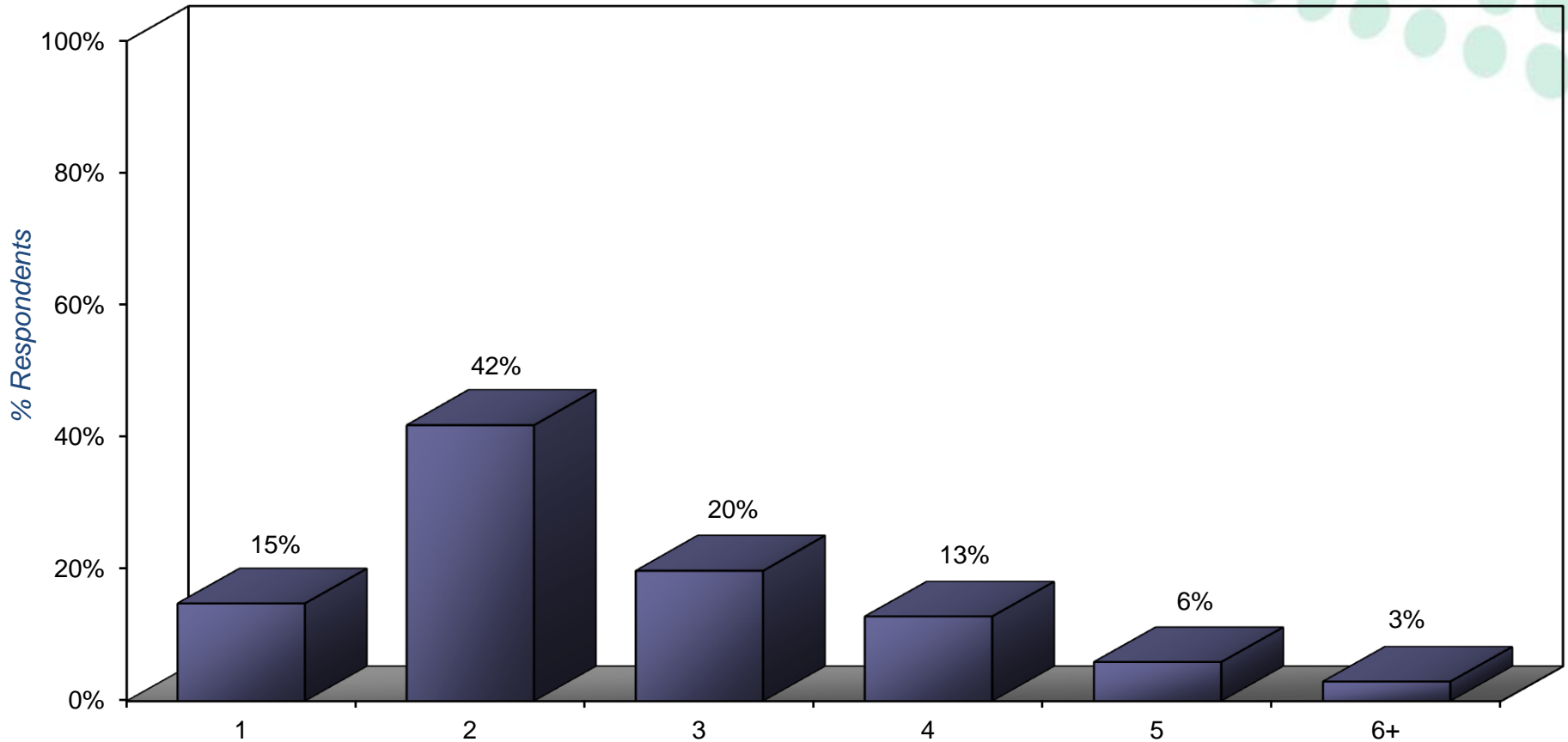
How many years have you been affiliated with your current parish (i.e., either working as clergy or attending as lay)?

# Number Of Pledging Units In Parish



What is the total number of pledging units in your parish?

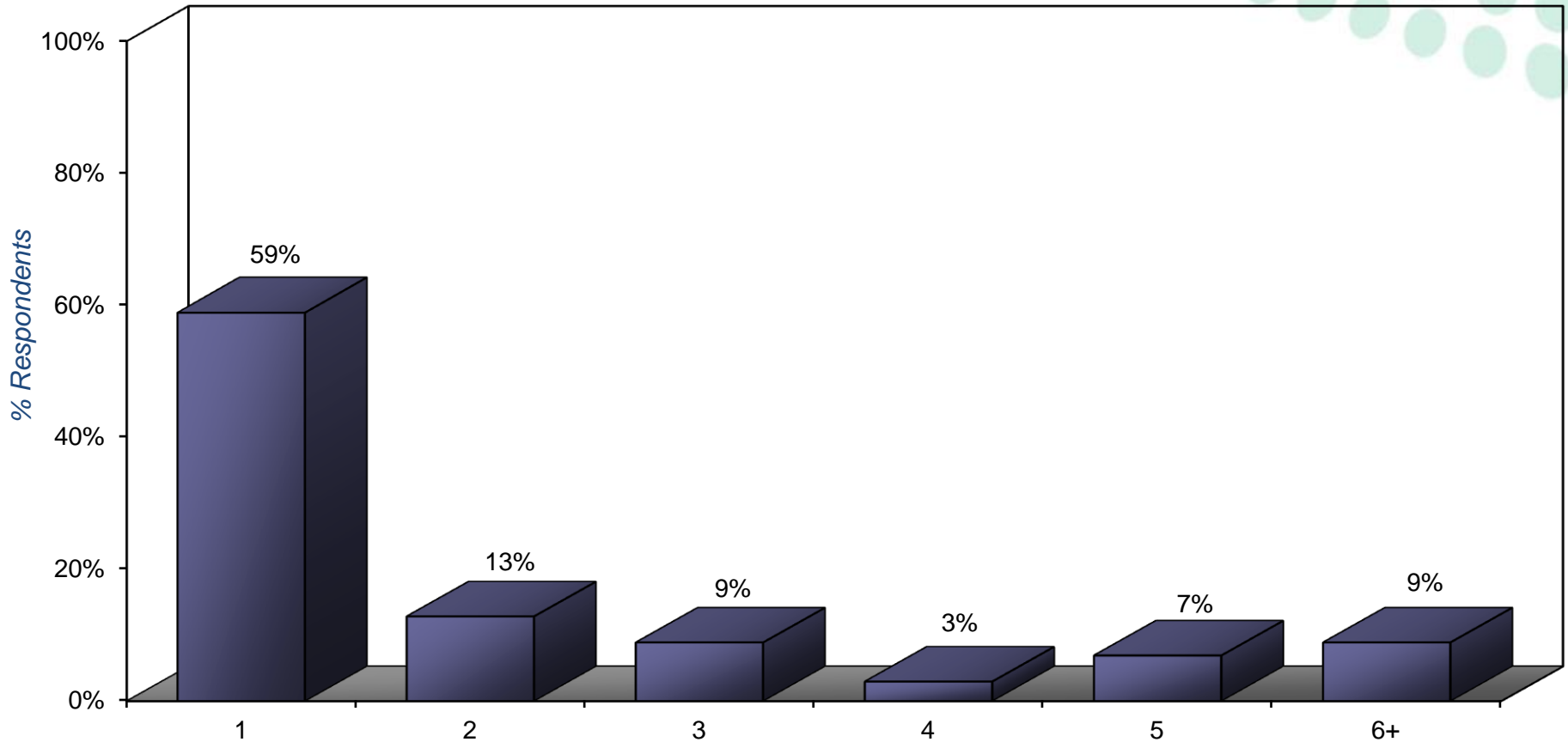
# Number Of Sunday Services Offered At Parish\*



\*Inclusive of any Saturday services that parish may offer

In total, how many Sunday services are offered at your parish (inclusive of any Saturday services that your parish may offer)?

# Number Of Weekday Services Offered At Parish



In total, how many weekday services are offered at your parish?

# Personal Participation Within The Past 12 Months

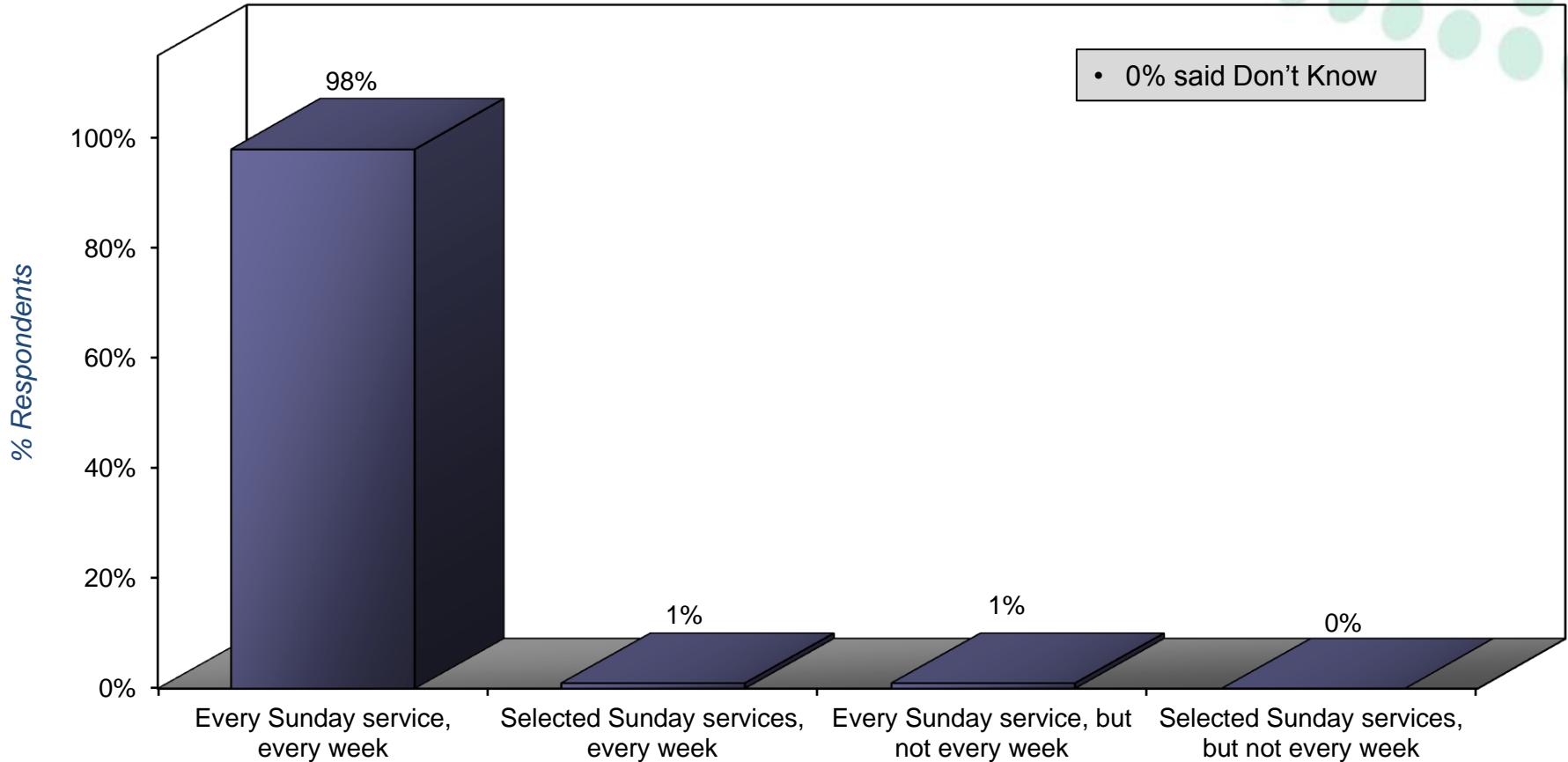
| Attribute  | % Respondents |       |           |        |       |
|--|---------------|-------|-----------|--------|-------|
|  | Always        | Often | Sometimes | Rarely | Never |
| Calculating/reporting Average Sunday Attendance using the raw data that is provided to you | 37%           | 12%   | 7%        | 6%     | 39%   |
| Counting attendance that is used to report Average Sunday Attendance                       | 20%           | 22%   | 20%       | 11%    | 26%   |

In the past 12 months, how often have you PERSONALLY PARTICIPATED IN...



# Views About Counting Average Sunday Attendance

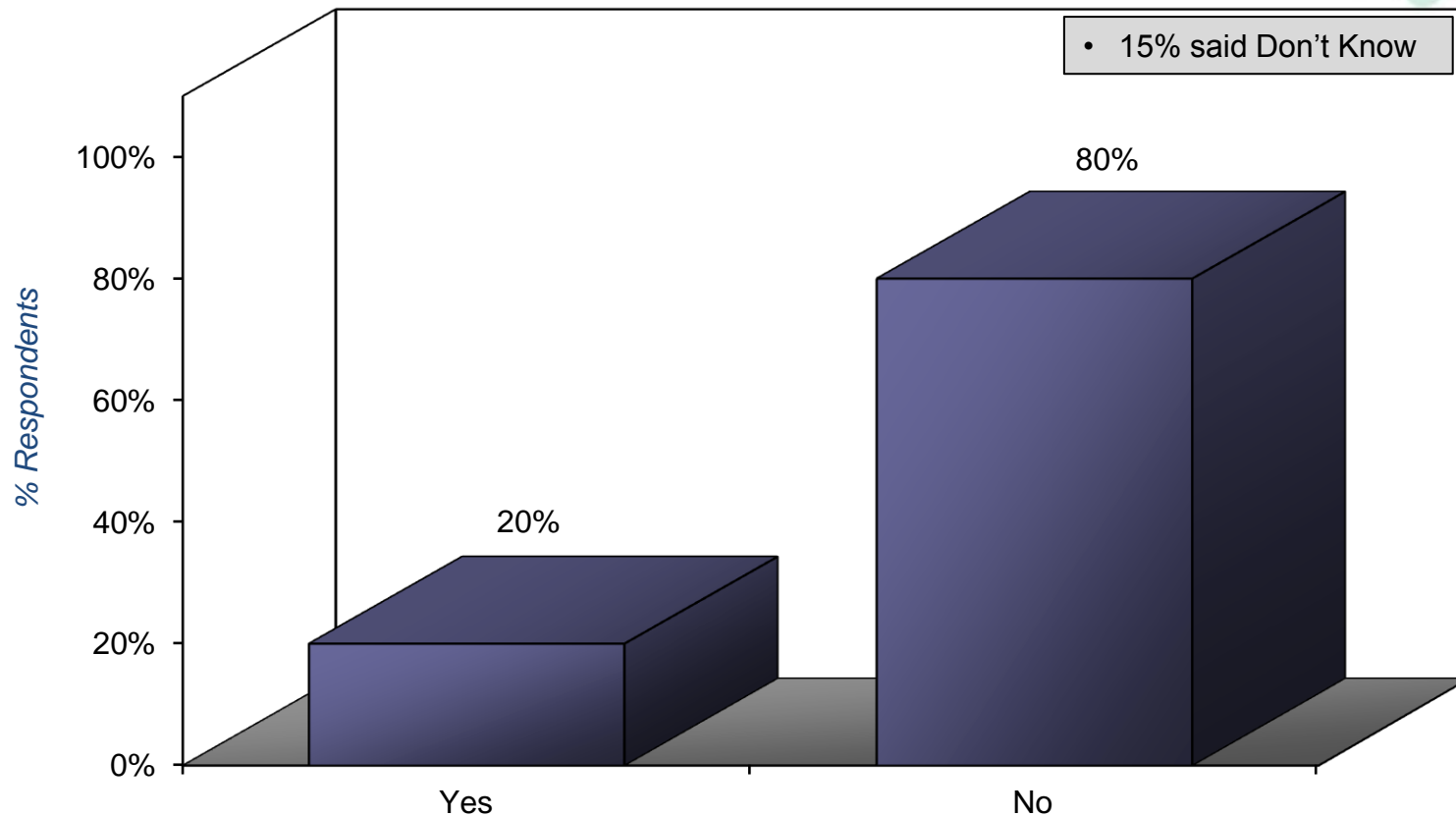
# Frequency Of Gathering Attendance Data During Sunday Services To Support Calculation Of *Average Sunday Attendance*



**Which ONE of the following best describes how often your parish gathers attendance data during Sunday services to support calculating Average Sunday Attendance?**

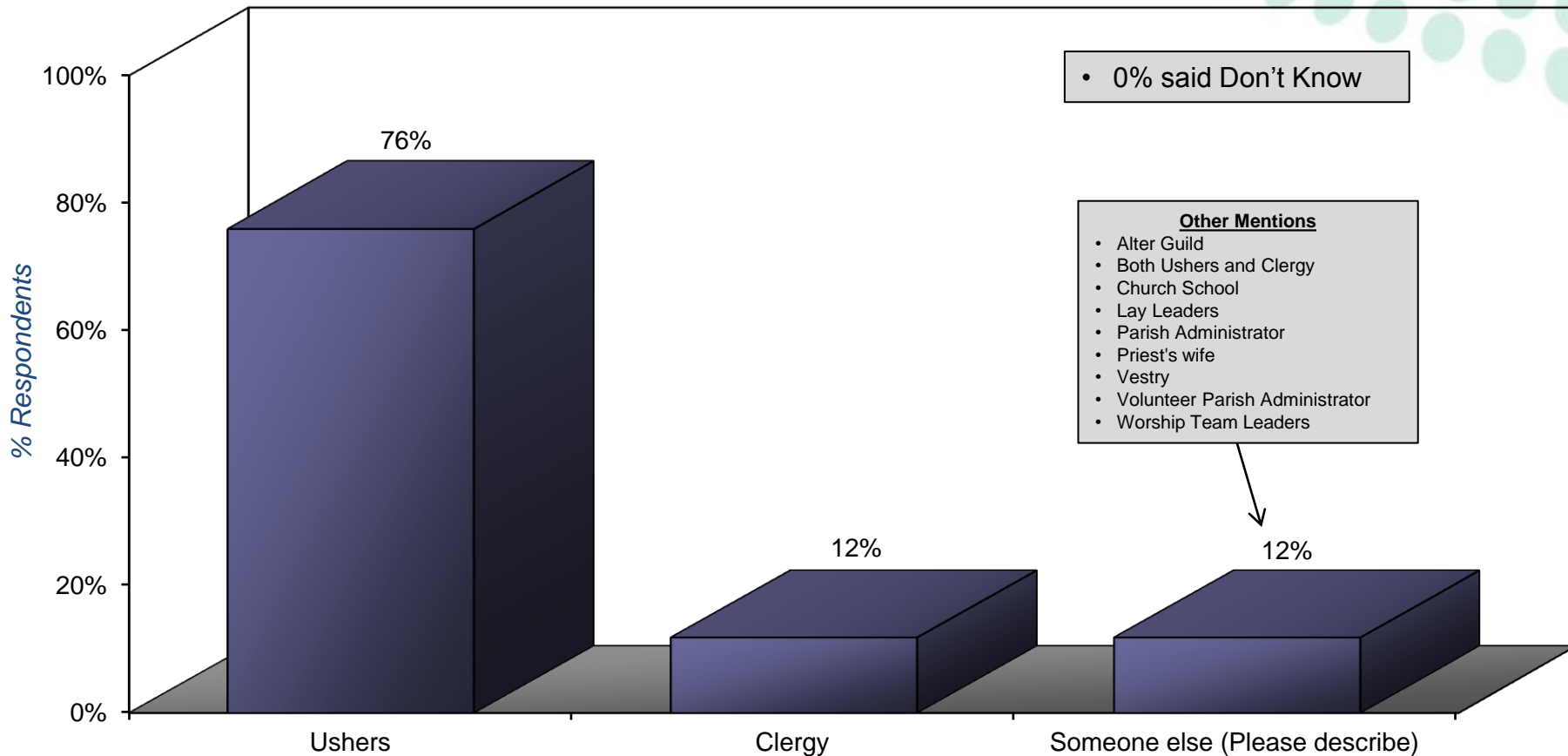


# Inclusion Of Weekday Services Attendance Data In Calculation Of *Average Sunday Attendance*



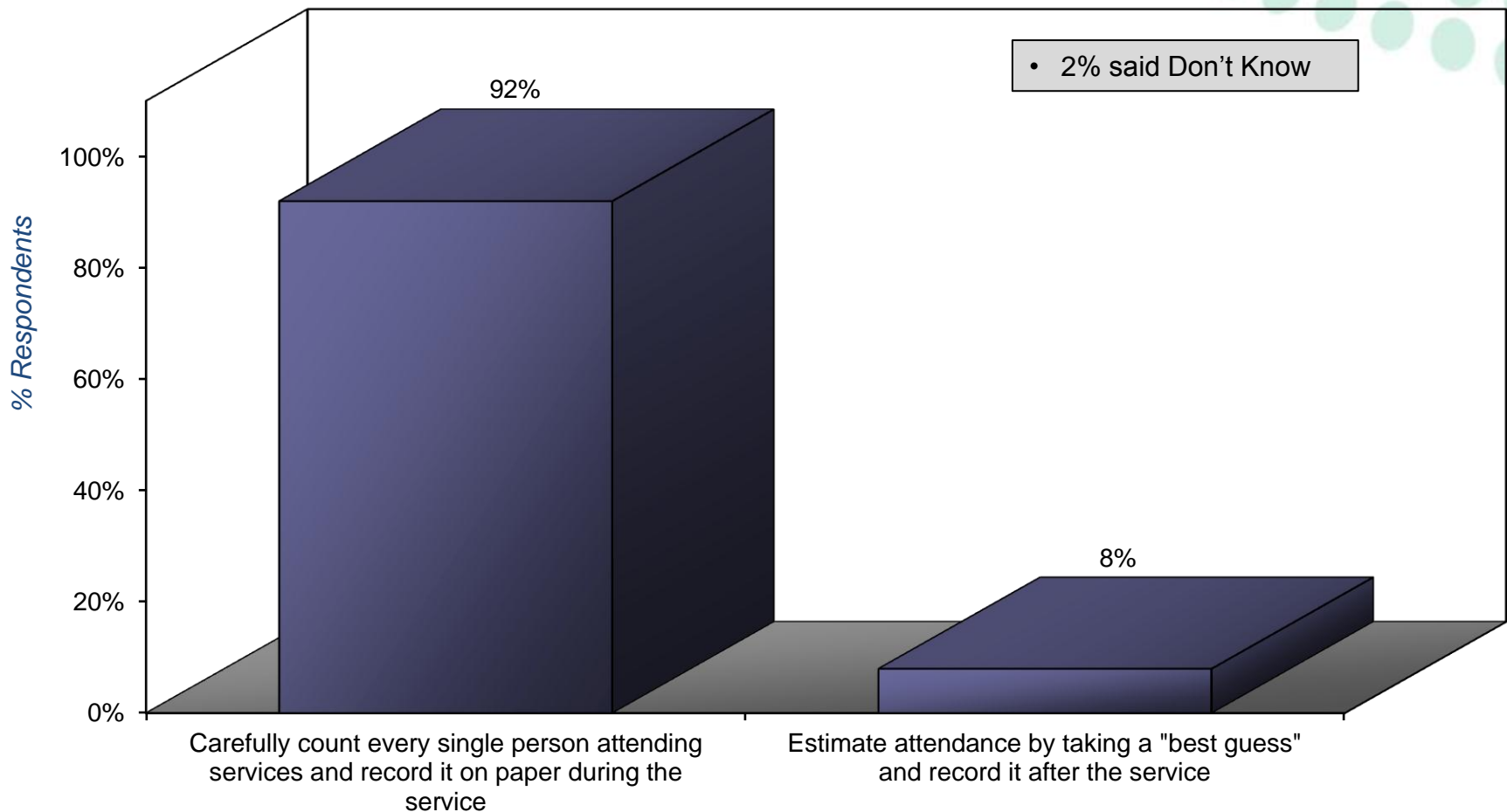
Does your parish include attendance data from weekday services when calculating Average Sunday Attendance?

# Source Of Gathering Data To Support Calculation Of *Average Sunday Attendance*



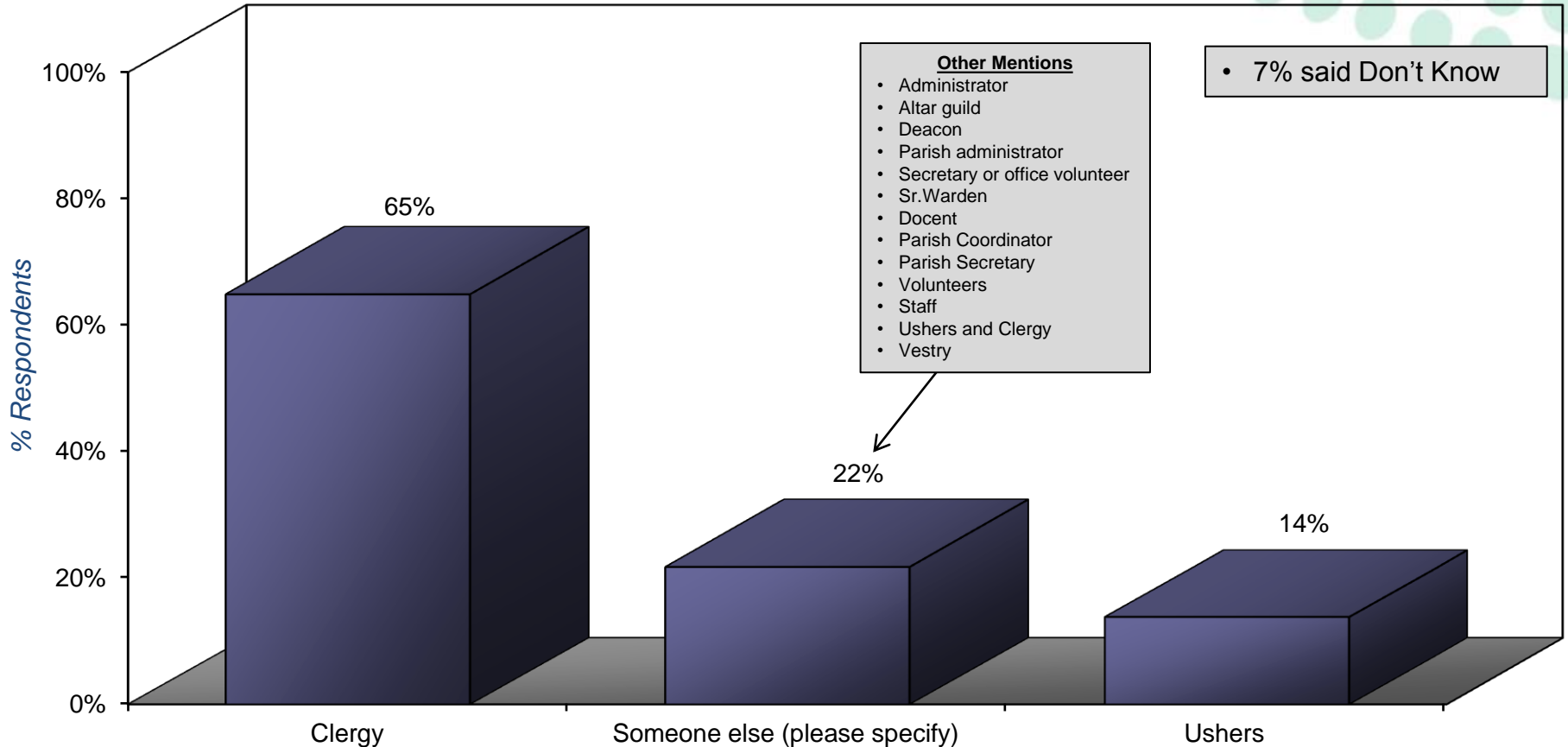
Which ONE of the following best describes who gathers the data (i.e., counts attendance) to support calculating Average Sunday Attendance?

# Method Used To Count Attendance In Support Of Calculation Of *Average Sunday Attendance*



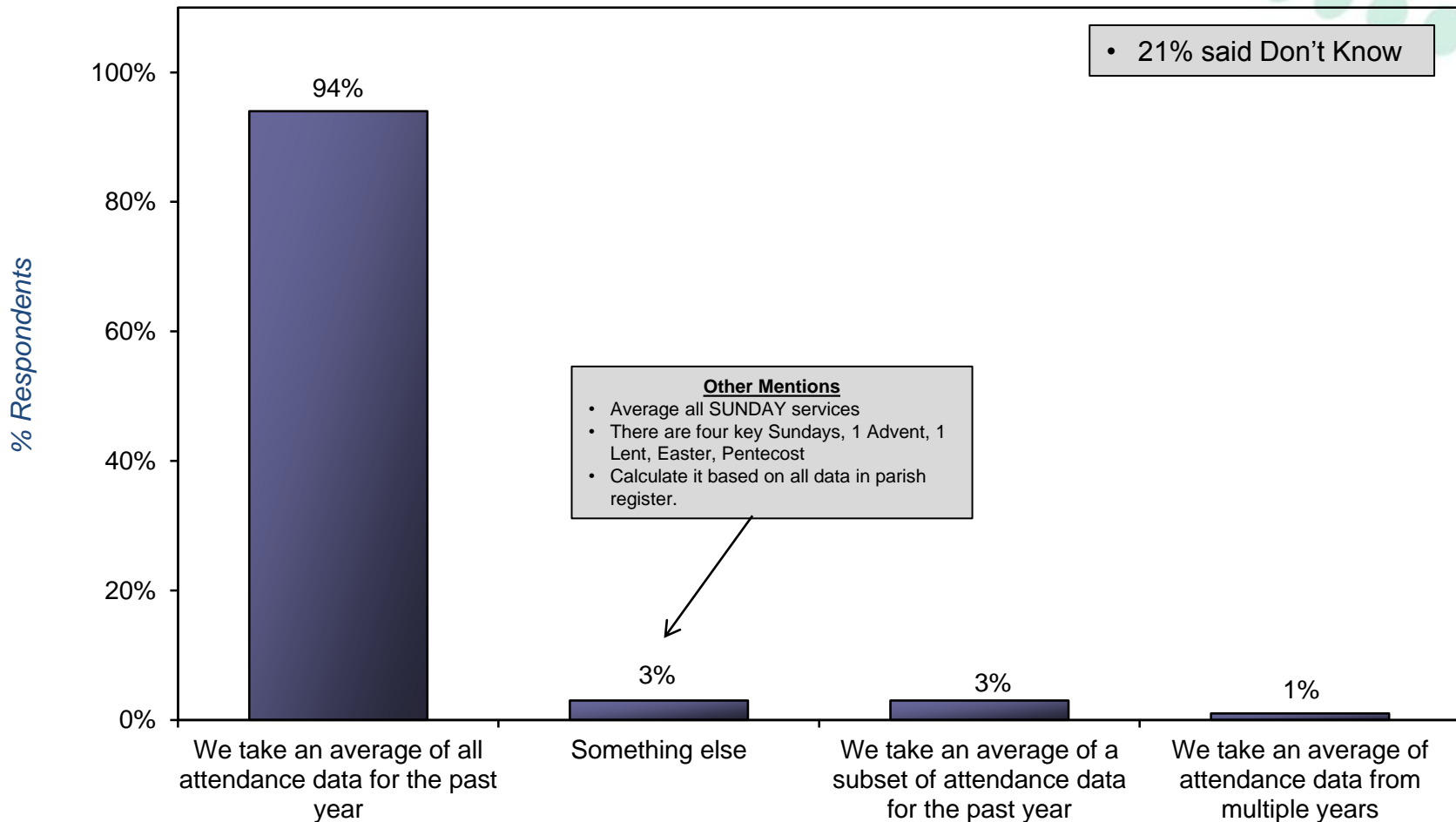
**Which ONE of the following best describes the method your parish uses to count attendance in support of calculating Average Sunday Attendance?**

# Source Of Recording Average Sunday Attendance In Parish Book



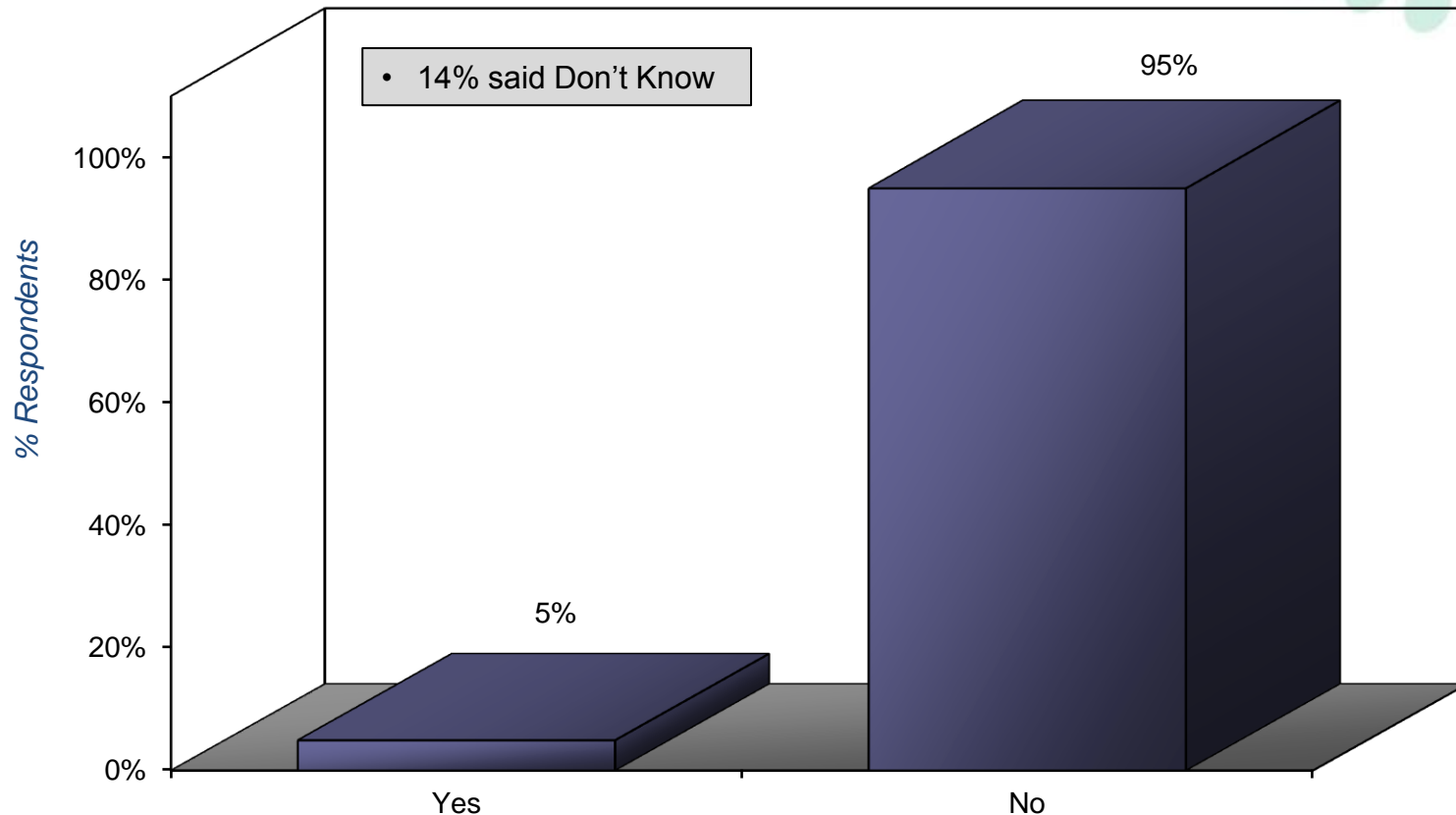
Which ONE of the following best describes who records Average Sunday Attendance in your parish book?

# Method Used To Calculate Average Sunday Attendance For Reporting To Diocese



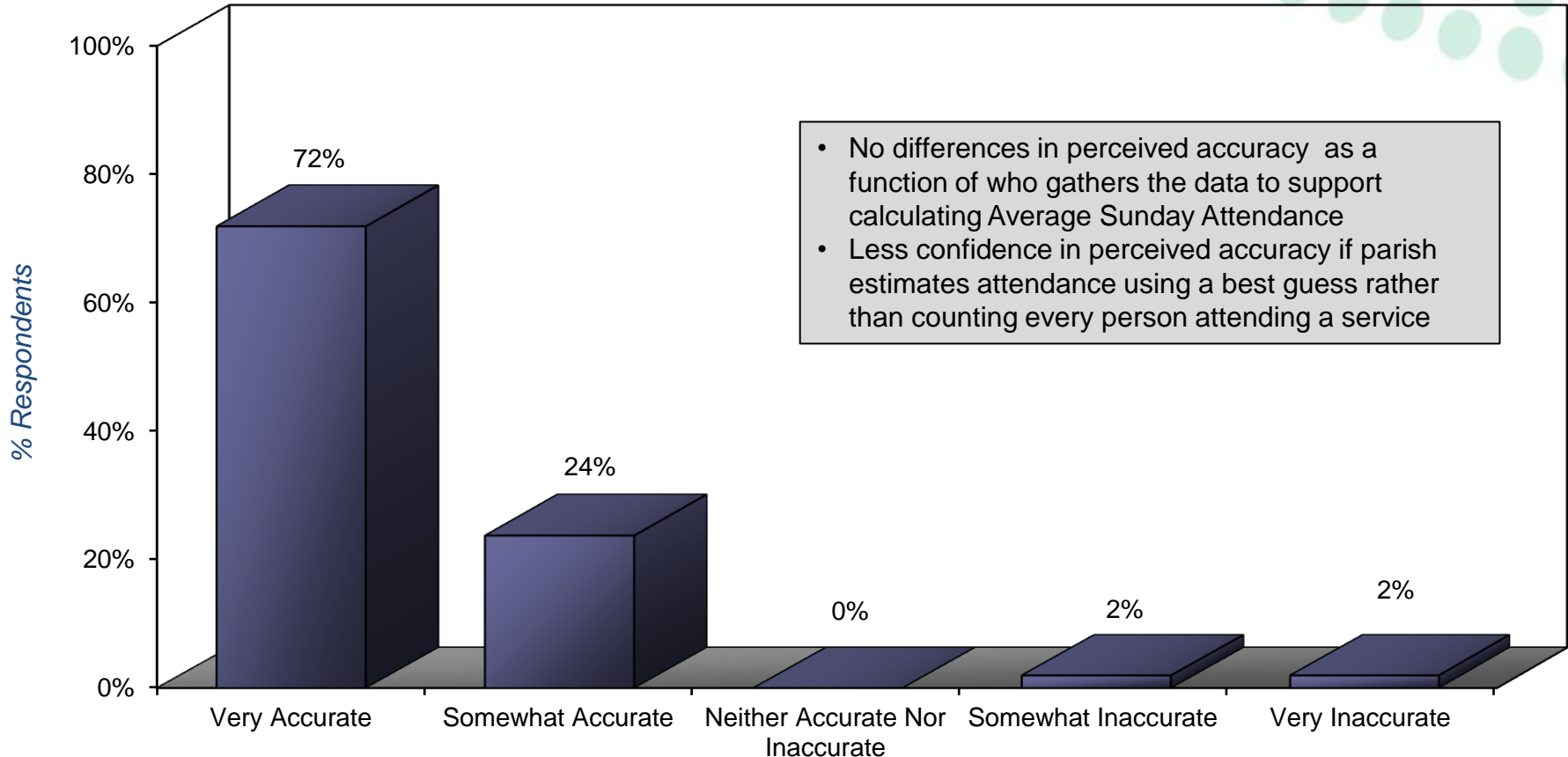
**Which ONE of the following best describes how your parish calculates Average Sunday Attendance for reporting to the Diocese?**

# Supplementing Calculation Of *Average Sunday Attendance* By Adding In Attendance Figures From Other Non-Worship/Parish Life Events



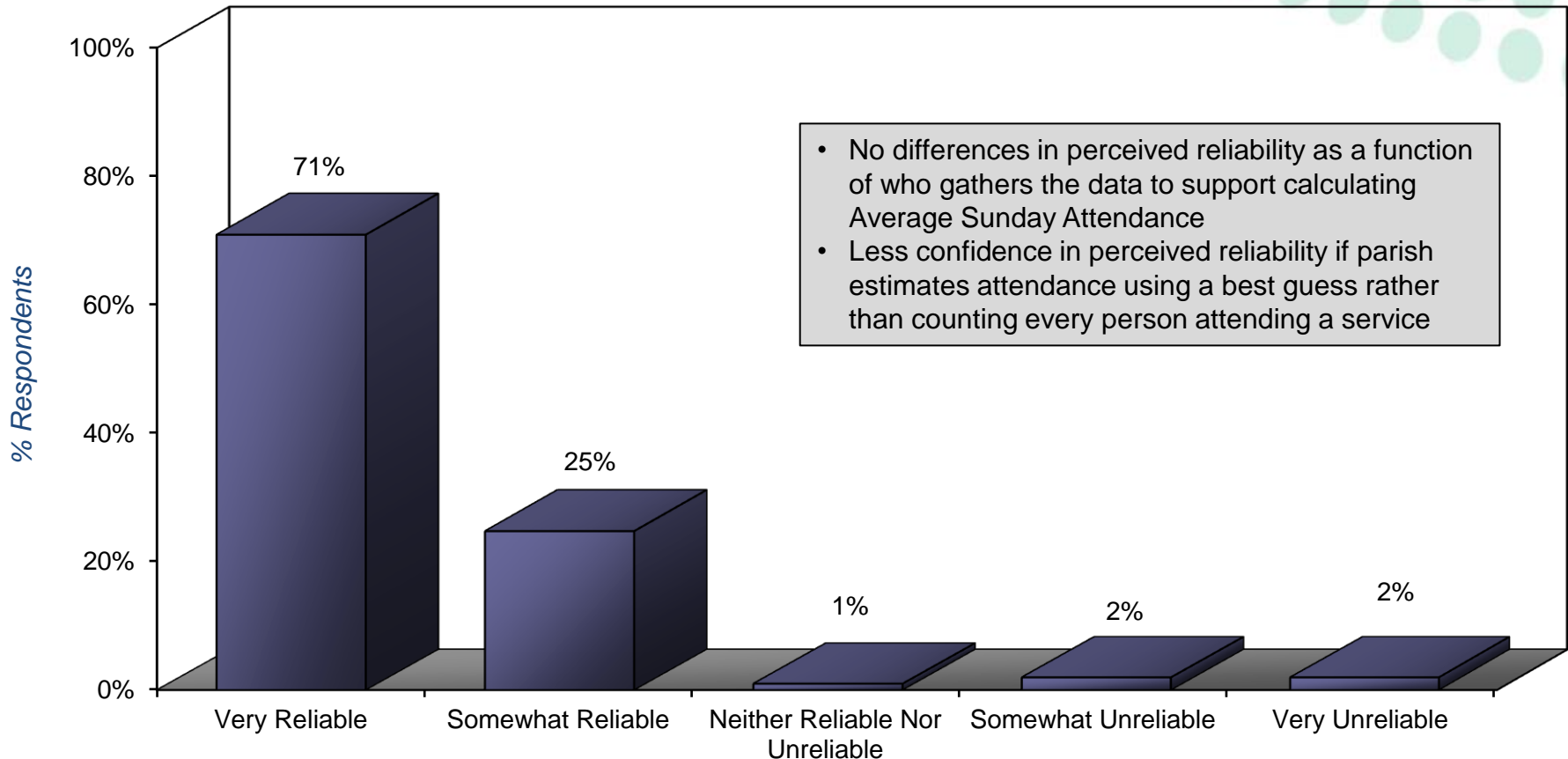
**Does your parish supplement a calculation of Average Sunday Attendance by recognizing and then adding in attendance figures from other non-worship/parish life events (e.g., attendance at Adult Education, participation in outreach activities, etc.)?**

# Accuracy Of Parish Data On Average Sunday Attendance



**All things considered, how ACCURATE is your parish data on Average Sunday Attendance (i.e., the accuracy of the actual numbers that your parish reports for Average Sunday Attendance)?**

# Reliability Of Methods Used To Calculate Average Sunday Attendance



**All things considered, how RELIABLE is your parish data on Average Sunday Attendance (i.e., the reliability of the actual numbers that your parish reports for Average Sunday Attendance)?**



# Strengths Of Using Average Sunday Attendance As Foundation For Determining Number Of Lay Delegates Per Parish

- *"As good as any."*
- *"Average Sunday Attendance gives a good picture of what a parish's population really is (if Average Sunday Attendance is calculated accurately and faithfully). Weakness: The world is changing. Many also consider themselves committed and who contributes time and money - do not attend worship every Sunday because of work conflicts, etc."*
- *"Average Sunday Attendance is a better method than ACIGS"*
- *"Average Sunday Attendance should be the only criteria NOT communicants (most parishes are grossly out of date. I personally stripped out over 150 when I arrived.) Average Sunday is just that Sat night/Sunday - NOT midweek."*
- *"AVS is the clearest count in town."*
- *"Best indicator of size/actual life of the parish."*
- *"Best proxy readily available for "interested" adult congregational members."*
- *"Better measure because it is based on more "hard" data than confirmed communicants in good standing (especially in a large parish)."*
- *"Easy to count."*
- *"for Little Fork probably pretty good measure"*
- *"For our parish, it is a pretty good representation of our size."*
- *"Gives an accurate picture of Sunday involvement."*
- *"I think average Sunday attendance is a better indicator, because it clearly denotes active membership - with a little (but not much) padding from high attendance Sundays."*
- *"I notice that what is now very carefully calculated was not always so. In prior years other services were added in to boost the numbers. Since the data on actual membership is so difficult to maintain once it has been allowed to deteriorate, Average Sunday Attendance seems like the best method. Obviously not everyone counts the way they are supposed to and so long as that continues the accuracy will suffer. "*

**Please briefly describe the strengths and weaknesses of using Average Sunday Attendance as a foundation for determining the number of Lay Delegates each parish is allotted.**

# Strengths Of Using Average Sunday Attendance As Foundation For Determining Number Of Lay Delegates Per Parish (continued)

- *"I think this works if everybody is calculating the same way."*
- *"I think Average Sunday Attendance is better than, say, ""active members"" as a standard. I think a number of parishes appear bigger on paper in terms of active members, than in terms of Average Sunday Attendance. Using Average Sunday Attendance, provided there is a standard method by which every parish calculates it, is a stricter standard, which also gives a more realistic picture of the health of a congregation generally (i.e., paying attention to Average Sunday Attendance for the purpose of delegates may also make a congregation pay attention to broader patterns in member retention, recruiting new members, etc.)."*
- *"I would not know of a better method."*
- *"If a consistent method is used it can tell us something about church vitality year to year."*
- *"If accurately recorded I think this is a valid method of determining delegates."*
- *"In our parish there is so little that is "not traditional" as to services, that average Sunday attendance is an accurate measure."*
- *"indicates actual worship involvement."*
- *"indicates actual worship involvement. "*
- *"It is a good way to enhance proportional representation in conal (sp) using an established procedure every parish already uses. Accurate measure of actual size."*
- *"It is a more accurate assessment of parish "strength" than total number on the rolls (since that number is often very inflated due to not keeping the rolls "clean")."*
- *"It is a much more accurate accounting of the actual (active) membership of the church"*
- *"It is an obtainable measure - indicates level commitment to the central function if we ZZZ - ZZZ is a worshipping community."*
- *"It is better than membership number! It is still problematic."*
- *"It is better than the number of Confirmed Communicants in Good Standing."*

**Please briefly describe the strengths and weaknesses of using Average Sunday Attendance as a foundation for determining the number of Lay Delegates each parish is allotted.**

# Strengths Of Using Average Sunday Attendance As Foundation For Determining Number Of Lay Delegates Per Parish (continued)

- *"It is difficult to find any good way to count so this may be as good as anything."*
- *"It is the most accurate and precise number. Number of communicants or communicants in good standing is much more difficult to determine at any given time."*
- *"It is the most accurate measure we have, better than communicants. I favor this instead. Including weekday attendance, would double or triple count and ZZZ church weight to churches with weekday services. Sunday is the Lord's Day, the primary day we gather as the Body of Christ. If we need a way to count, that is the day."*
- *"It provides a good indicator of the relative health of the parish with respect to a sense of commitment to the life and ministry of the parish."*
- *"It provides actual and reliable figures."*
- *"It represents active participation in worship."*
- *"It's a good way to reflect attendance vs. who's on the parish register."*
- *"It's more reliable than using registered members."*
- *"Makes sens to me"*
- *"Membership numbers are fictional. When membership is stable, i.e., not growing or shrinking, attendance is better measure."*
- *"More actual than church records - not accounts kept by other parishes - which allow people, long gone, to remain on the books and counted."*
- *"More reflective of active participation in the congregation"*
- *"Our strength is that we strive for a very accurate number"*
- *"Presently, it is the best system available."*
- *"Probably the best way to calculate."*
- *"Reflects actual participation in our parish. We have very few truly shut-in who would otherwise have been at Sunday Service. This would only increase the Sunday count by a handful."*

**Please briefly describe the strengths and weaknesses of using Average Sunday Attendance as a foundation for determining the number of Lay Delegates each parish is allotted.**

# Strengths Of Using Average Sunday Attendance As Foundation For Determining Number Of Lay Delegates Per Parish (continued)

- *"Reflects actual size of each Church and, therefore, provides a better and more fair guide to representation."*
- *"Seems very appropriate to me."*
- *"shows average of active people who worship with us on Sundays (still not necessarily members in good standing; and it does not include shut-ins who are members and have communion taken to them)."*
- *"Some overlap between service and adult ed, but more accurate than other methods."*
- *"The most fundamental indicator of the ongoing strength/draw of the church."*
- *"The present system is fine with us."*
- *"The strength for our congregation is that our average Sunday attendance tends to be greater than our official count of confirmed communicants, due to the nature of our outreach programs."*
- *"The strength is in its accuracy "*
- *"The strength is that this figure reflects the worshipping community, those who most likely would be more invested than others in the life of the Diocese and its policy/decision making processes. "*
- *"There is no superior or equal way accurately to represent the Diocese proportionally."*
- *"Using Average Sunday Attendance gives a more accurate reflection of the size of the parish"*
- *"Using it (if accurate) shows truly Active congregants. "*
- *"We are a small mountain mission, with an average attendance of 15 people, every Sunday. (The Lord only had 12!). We should have one lay delegate to Council,(if we can get a person to go) plus one of our 2 Vicars. Average Sunday attendance is a fair measurement."*
- *"We are, hopefully, using real numbers, i.e., not "members" who have been gone for years and not transferred out."*
- *"Who shows up is more important than who's on the rolls; and Average Sunday Attendance is more accurate than membership counts."*
- *"Widely recognized as best measure of number of people actively engaged. Better than membership numbers which can vary greatly, depending on how often and aggressively they are purged, etc."*
- *"Works very well"*

Please briefly describe the strengths and weaknesses of using Average Sunday Attendance as a foundation for determining the number of Lay Delegates each parish is allotted.



# Weaknesses Of Using Average Sunday Attendance As Foundation For Determining Number Of Lay Delegates Per Parish

- *"It does not represent active participation in the congregation."*
- *"In general, people attend less frequently but may still be quite active, therefore, Average Sunday Attendance may not be as useful in measuring Church vitality."*
- *"Inaccurate counting and lack of appreciation by ushers who count that counting actually means something. In this day and age, average Sunday attendance is not an accurate reflection of the breadth of committed parishioners. People who used to come every week might now come every other week, for example. Their commitment to the congregation is the same but their presence is more sporadic."*
- *"Its weakness is in a small parish there is little hope of every getting to a point of multiple delegates."*
- *"Not a good substitute for number of 'communicants.'"*
- *"Some churches may have supporting congregants but they are old and do not get to Church services."*
- *"Some committed parishioners are by necessity not able to be present many Sundays (illness, work, travel, etc.)"*
- *"The average Episcopalian attends once a month. Average Sunday Attendance is not a good indicator of actual membership. It's the only concrete measurement of people actually showing up and participating."*
- *"A weakness is that we have some very committed parishioners who for one reason or another (e.g., on travel, in the military, home/hospital bound) who may be equally invested in the life of the Diocese but who simply cannot attend worship. In our congregation, the lay delegate role is to represent, advocate and inform. It is difficult for the job to be done well for those who are on the rolls but not in the pews."*
- *"Accuracy varies by parish"*
- *"As we move into a post Christian context more people are finding worship services on times other than Sunday - more attractive."*
- *"Average Sunday Attendance can vary widely based on Sunday; whereas membership is a less changing number."*
- *"Average Sunday Attendance tells only part of the story of the parish, omitting the pre-school and various satellite ZZZ."*

**Please briefly describe the strengths and weaknesses of using Average Sunday Attendance as a foundation for determining the number of Lay Delegates each parish is allotted.**

# Weaknesses Of Using Average Sunday Attendance As Foundation For Determining Number Of Lay Delegates Per Parish (continued)

- *"Attendance numbers can lag membership numbers when growing or shrinking. "*
- *"Average Sunday attendance does not take into consideration snow days or other events that decrease the attendance. It also does not take into consideration weekday services or Bible studies."*
- *"Do not include those who participate in services streaming online."*
- *"Does not fully account for the life of the parish."*
- *"Does not include worship attendance on other days-does not capture commitment to Church beyond ZZZ level at public worship."*
- *"Does not necessarily reflect committed membership with the church."*
- *"Doesn't reflect (completely) the weekday vitality of number of people in activities."*
- *"Fluctuates quite a bit. Many people travel but are otherwise committed to the Church. This is their spiritual home. If data on membership is not tracked accurately, then this (Average Sunday Attendance) is better method, if it (Average Sunday Attendance) is tracked carefully and accurately."*
- *"For us, average Sunday attendance is just the tip of the iceberg. Although we have 1,000 people over six Sunday services, we have many more than that throughout the week - Daily Morning Prayer, Farmers Market, Preschool, Musik Garten, Bible Studies, Prayer Groups, many small groups, Wednesday suppers, Sunday suppers, two different shops, regular workshops and retreats with regional and national speakers, concerts, and numerous organizations from around the city meeting at St. Stephen's. Average Sunday Attendance is also deceptive in that our parishioners include many who travel frequently and have vacation homes. This means that if one attends twice a month on Sunday, that person is a regular attendee. Many who cannot attend on Sunday will return for a weekday service or Bible Study. I heard one diocesan staff person suggest that parish vitality could be determined by dividing the total parish membership by the average Sunday attendance. I think that is a deeply flawed system in today's society, with many seeing their connection to the parish in no way diminished by attending a Bible study or Morning Prayer during the week, instead of attending on Sunday. A colleague of mine thus likes to talk about ""average weekly touches,"" which in our case would be several thousand."*
- *"How reliable are parish numbers?"*

**Please briefly describe the strengths and weaknesses of using Average Sunday Attendance as a foundation for determining the number of Lay Delegates each parish is allotted.**

# Weaknesses Of Using Average Sunday Attendance As Foundation For Determining Number Of Lay Delegates Per Parish (continued)

- *"However, we also reach out to a variety of people who are unable to come to church -- a retirement/nursing home and a home for severely handicapped citizens (NVTC)"*
- *"I AM SHOCKED TO LEARN FROM THIS SURVEY THAT SOME CHURCHES ""SUPPLEMENT"" THE Average Sunday Attendance FIGURE BY COUNTING ATTENDANCE AT MID-WEEK NON-WORSHIP PARISH-LIFE EVENTS."*
- *"I AM SHOCKED TO LEARN FROM THIS SURVEY THAT SOME CHURCHES ""SUPPLEMENT"" THE Average Sunday Attendance FIGURE BY COUNTING ATTENDANCE AT MID-WEEK NON-WORSHIP PARISH-LIFE EVENTS."*
- *"I have very strong feelings about this subject. I object to Average Sunday Attendance as the means of determining delegate representation as it places a higher value on raw attendance than the number of the Baptized. It is yet another step in the direction of lower standards of commitment, and higher value of mere participation. If you read the Cliff Christopher books, the churches that seem to do best set high standards and place a high value on commitment. Let's keep it about Baptism. It's our core."*
- *"I think using the average daily attendance for allowing the number of Delegates is a good way to do it."*
- *"I understand that this method may not be "accurate" or helpful to some other congregations."*
- *"If it is inflated as some of the optional responses suggest that it is in some places, I think it is far less reliable."*
- *"Ignores many (most) midweek services"*
- *"In Northern Virginia people attend one to two times a month on average, so you have a small portion of the congregation present each week but all those people need the clergy for pastoral care and ZZZ funerals; help when they want it - to the work load of the lay leader and staff is not necessarily reflected in the Average Sunday Attendance."*
- *"In several congregations there are other weekday services attended by folks who do not worship on Sunday. They are active/workers who do not get counted and the congregation can't count them when determining lay delegates."*
- *"It does not include weekday services, which some people attend in place of Sunday services."*
- *"It does not provide a means for participation and level of commitment at other programs, events, ministries that happen elsewhere than Sunday morning worship."*

**Please briefly describe the strengths and weaknesses of using Average Sunday Attendance as a foundation for determining the number of Lay Delegates each parish is allotted.**

# Weaknesses Of Using Average Sunday Attendance As Foundation For Determining Number Of Lay Delegates Per Parish (continued)

- *"It would depend upon the majority of parishes having accurate counts."*
- *"It's too difficult sometimes to keep up with confirmed communicants; and many who attend are not confirmed or sometimes even baptized members, but faithful."*
- *"Large parishes may not be as accurate. I think all parishes should have same number of delegates."*
- *"Many of our parishoners are "snow birds" though true actual baptized confirmed members of the parish. Yet in summer we also have many visitors who are not even Episcopalians."*
- *"Misses the weekend people. "*
- *"Obviously not everyone counts the way they are supposed to and so long as that continues the accuracy will suffer. ,"*
- *"our weakness is that all ushers are not as gifted in counting as others. We have struggled with some of our ushers who 'forget' to count children as part of the service. This is a growth edge we are addressing."*
- *"Requires diligence for accuracy. "*
- *"Rewarding churches with good attendance makes sense at first blush. But I hold a firm belief that churches who choose not to support the Diocese financially should not have equal representation."*
- *"Several members of the church, such as Youth and those who work on weekends are very active in the congregation, worship on alternative days and are thus excluded from this calculation. We need to take account of this emerging community."*
- *"Shut-in members are unincorporated. It only recognizes those present. Majority of members are prevented by age or circumstances to attend."*
- *"Some attend other services - it does not capture full energy of ministry and participation. I wish worship captured more of those who take part in outreach, fellowship, etc."*
- *"some committed parishioners are by necessity not able to be present many SUNDAYS (illness, work, travel, etc.)"*
- *"Sunday attendance does not capture the full extent of involvement of parishoners -- outreach or e-notes."*

**Please briefly describe the strengths and weaknesses of using Average Sunday Attendance as a foundation for determining the number of Lay Delegates each parish is allotted.**



# Weaknesses Of Using Average Sunday Attendance As Foundation For Determining Number Of Lay Delegates Per Parish (continued)

- *"The average attendance is flawed when you consider we have the same number in attendance but the faces change weekly. The communicant list is better."*
- *"The current policy for calculating "average Sunday attendance" does not reflect the ministries of the Church that touch the Body of Christ beyond our walls. As much worship and adoration happens outside Sunday's inside and outside the Church walls."*
- *"The vitality of the parish involving its members is not accurately measured - just one day of the week - Wednesdays, for instance, begin with 30+ at HE and end up with 50+ in prayer and healing ministry. A number of Wednesday folks aren't in Sundays."*
- *"This is a difficult problem. Ushers count unreliably and inconsistently, while clergy are generally more accurate -- it can never be "perfect.""*
- *"This is a much more equitable means of making these determinations."*
- *"Timing is everything - folks follow the Gospel procession back as they just arrive - kids in children's chapel rarely counted. Doesn't account for pastoral load - homebound - nursing home, etc. Got to be a better way, can't think of it."*
- *"We are a graying parish. Church attendance is hard for some members. A count of "active" members - not just those on the roll. How you become a "voting," "confirmed communicant" seems to differ by parish."*
- *"We count everyone who attends services. Many people now only come for Sunday School - including parents and children. The same is true for the two adult forums we hold each Sunday. The current counting method does not accurately reflect our real, total Sunday attendance."*
- *"We miss a lot. This is a huge fluctuation."*
- *"weaknesses are related to the variations used by the different clergy and congregations for determining this figure; I would suggest using a ratio several different factors, including Average Sunday Attendance, NDI (net disposable income) and percent of income donated to Diocese"*

**Please briefly describe the strengths and weaknesses of using Average Sunday Attendance as a foundation for determining the number of Lay Delegates each parish is allotted.**

# Additional Comments About Using Average Sunday Attendance As Foundation For Determining Number Of Lay Delegates Per Parish

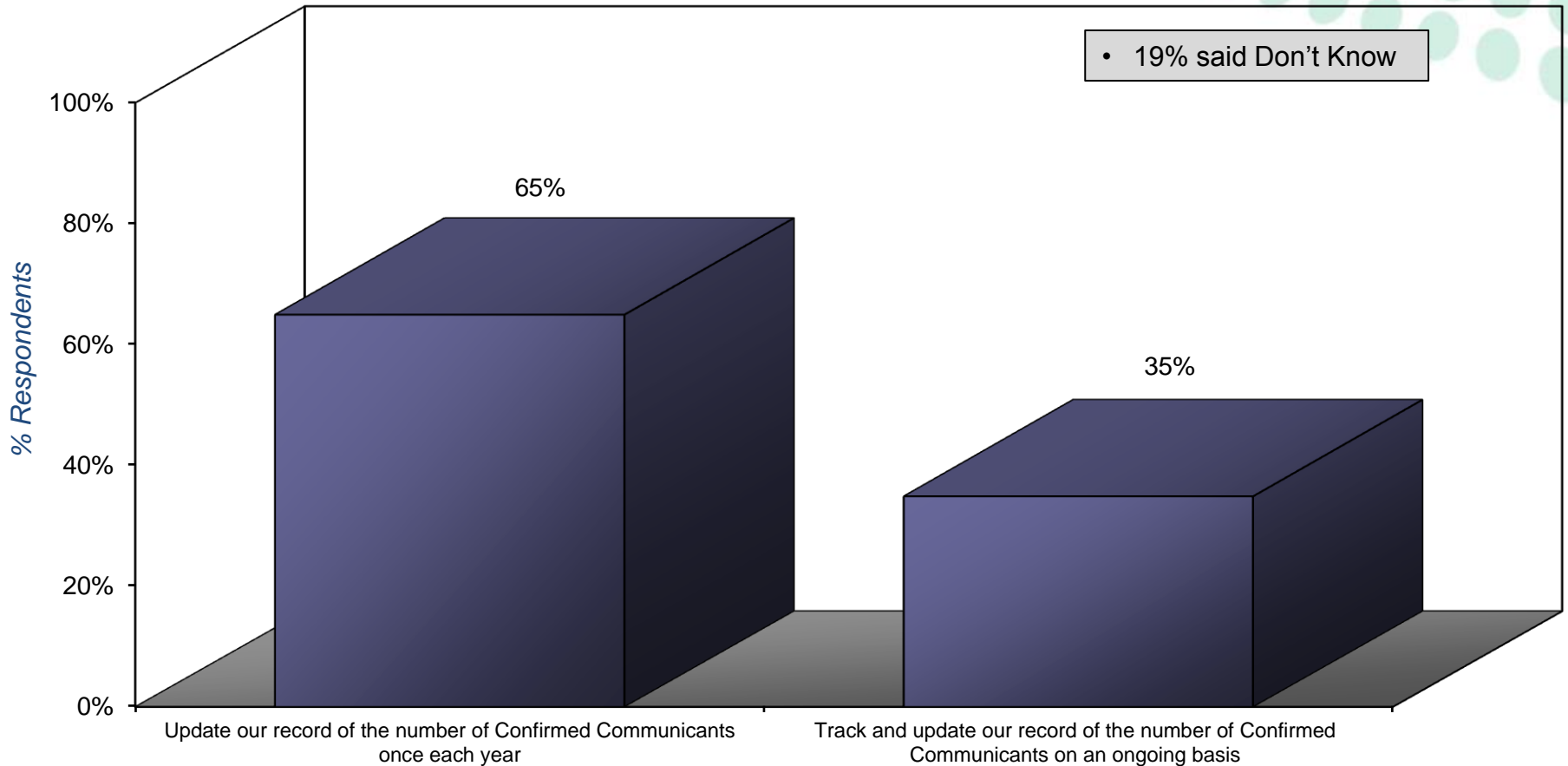
- *"As we are tiny parish, it is immaterial"*
- *"Can't think of any. Have not had any critique regarding this method + or - (My parish priest who could have answered some of this was unable to attend council.)"*
- *"I suppose that some with very large churches are not able to count everyone who attends -- due to the amount of people all over the building and might, therefore, meet the threshold for more delegates. Not an issue for us, so have not given it much thought. It is very important that even very small churches have at least one lay delegate whose vote counts!"*
- *"If the priest consumes the remaining wafers, we cannot do a count. Sometimes he forgets - sigh."*
- *"It addresses the clean-up of Church roles."*
- *"It's not a bad way. It might be the best way. But if you are trying to acknowledge vitality, then it might make sense to figure out a way to make some count of education and other activities on Sunday morning. But I'd never want to move too far from Sunday worship as a way to count."*
- *"Not sure."*
- *"Our Church is a small mission Church. So, We know well all of information."*
- *"Require distant counts preset in ZZZ."*
- *"The priests verify the number of attendees by the wafers used at Communion. This is helpful when late comers arrive."*
- *"This is one good way, but not the only way. Whatever method is used needs to be the same for ALL congregations."*
- *"We are so small it makes no difference"*
- *"We don't always know - lots of University visitors - not sure this should artificially create a "larger" parish if we use this method."*
- *"WE MAKE ACCURATE CALCULATIONS, BUT I AM SURPRISED TO LEARN FROM QUESTIONS IN THIS SURVEY THAT OTHER CHURCHES SUPPLEMENT THEIR SUNDAY FIGURES WITH ATTENDANCE AT WEEKDAY SERVICES AND ""NON-WORSHIP PARISH LIFE EVENTS""!"*
- *"Will not affect our number of delegates. We will always have one."*

Please briefly describe the strengths and weaknesses of using Average Sunday Attendance as a foundation for determining the number of Lay Delegates each parish is allotted.



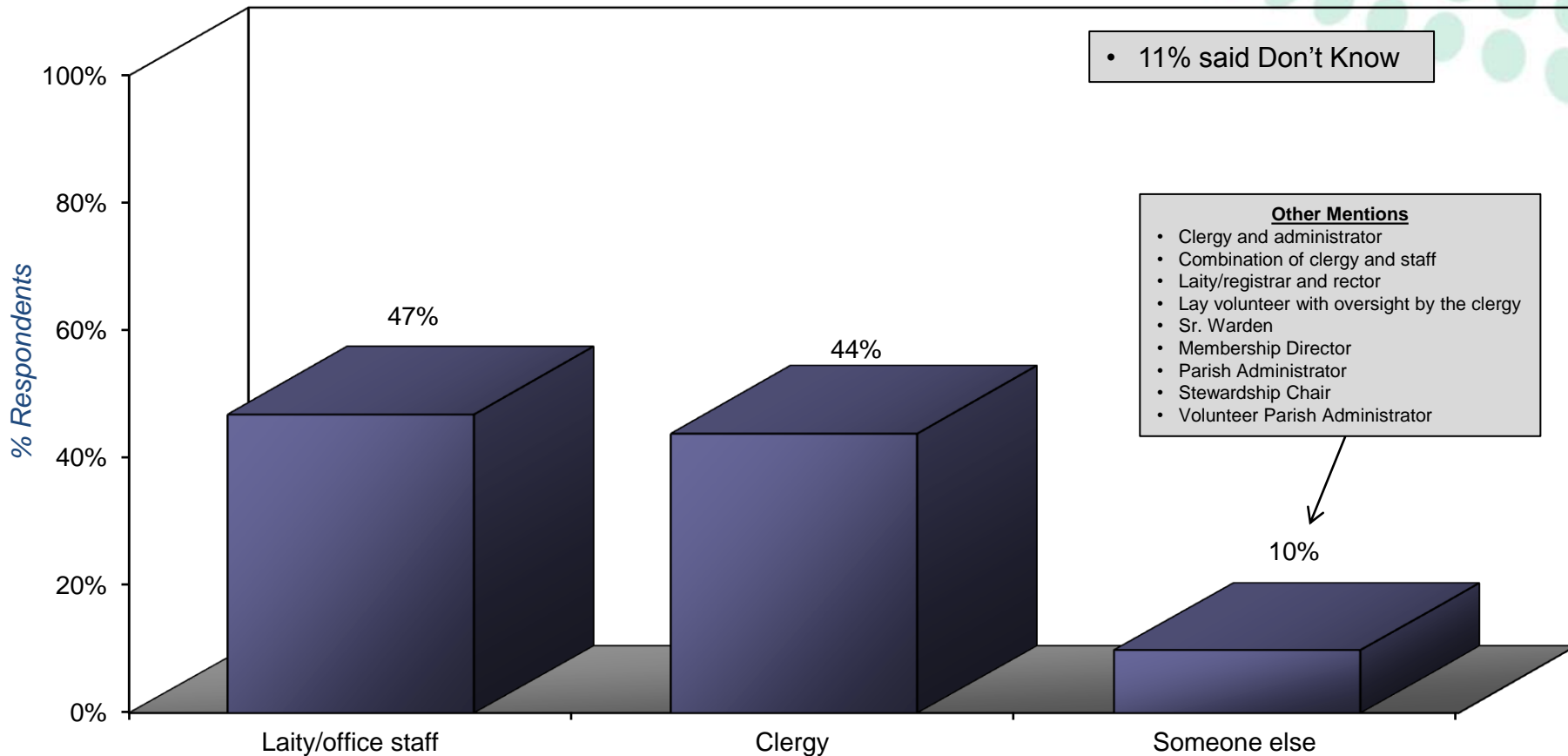
# Views About Counting Confirmed Communicants

# Frequency Of Updating Record Of Number of Confirmed Communicants



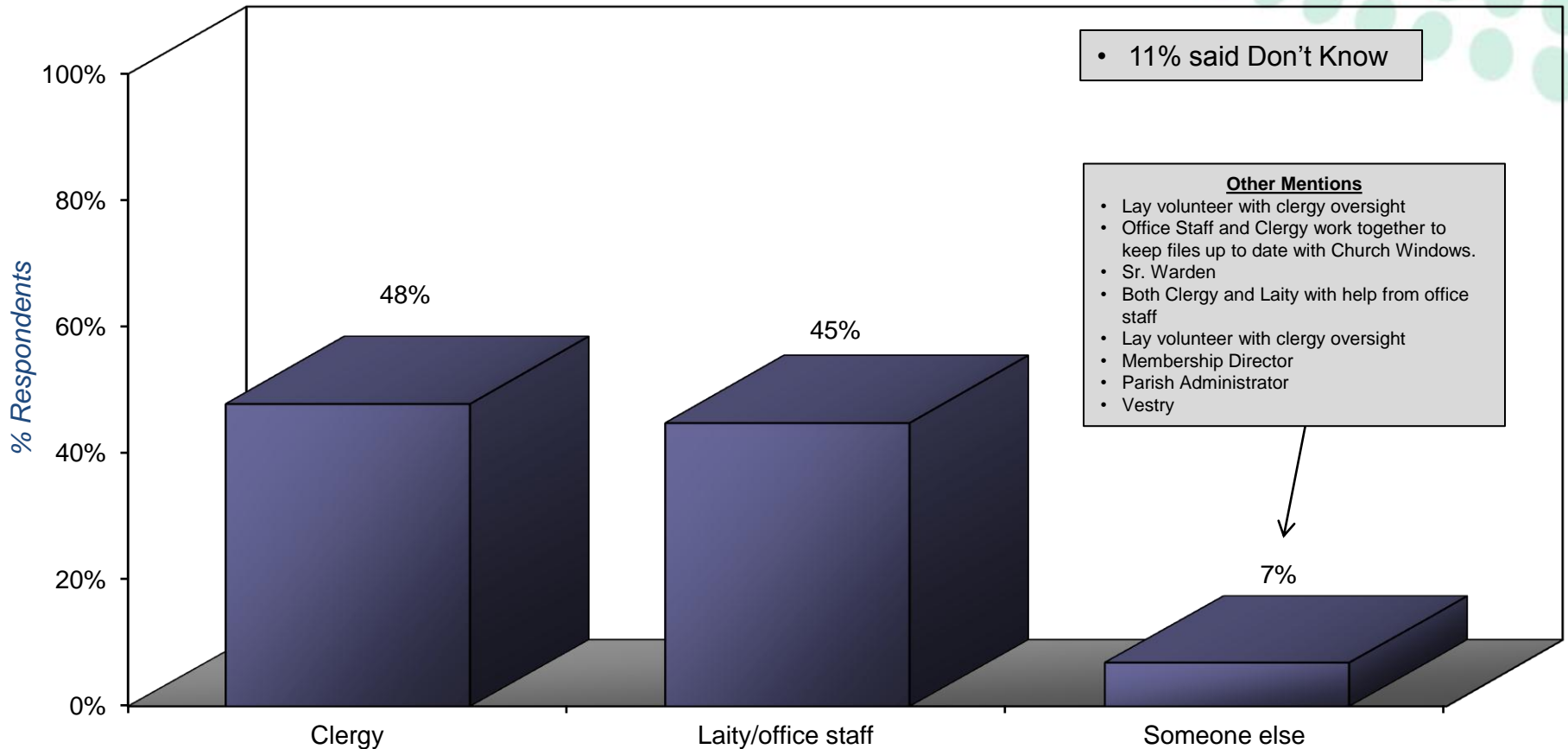
**Which ONE of the following best describes how often your parish updates its record of the number of Confirmed Communicants?**

# Source Of Gathering Data To Support Calculation Of *Confirmed Communicants*



Which ONE of the following best describes who gathers the data (i.e., counts *Confirmed Communicants*) to support calculating the number of *Confirmed Communicants*?

# Source Of Recording Confirmed Communicants In Parish Book



Which ONE of the following best describes who records/reports the number of Confirmed Communicants in your parish book?

# Tracking Of Events/Circumstances Affecting Number Of *Confirmed Communicants*

| Event/Circumstance  | Parish <u>Formally</u> Counts/Tracks* | Parish Incorporates* |
|---|---------------------------------------|----------------------|
| 1. Baptisms   | 100%                                  | 73%                  |
| 2. Deaths   | 99%                                   | 82%                  |
| 3. Weddings   | 96%                                   | 54%                  |
| 4. Formal transfers in/out  | 95%                                   | 83%                  |
| 5. Known to be attending services but not formally registered as a member                     | 61%                                   | 42%                  |
| 6. Pledging but not formally registered/attending services                                    | 61%                                   | 41%                  |
| 7. Formally registered member, but has stopped attending services/activities                  | 60%                                   | 54%                  |
| 8. Known to be attending parish services/activities but not formally registered as a member   | 55%                                   | 39%                  |
| 9. Formally registered member, but mail/e-mail has been returned as undeliverable/bad address | 52%                                   | 39%                  |

## Tier 1 Factors

Average of 98% indicate parish formally counts/tracks and average of 73% report parish incorporates into calculation

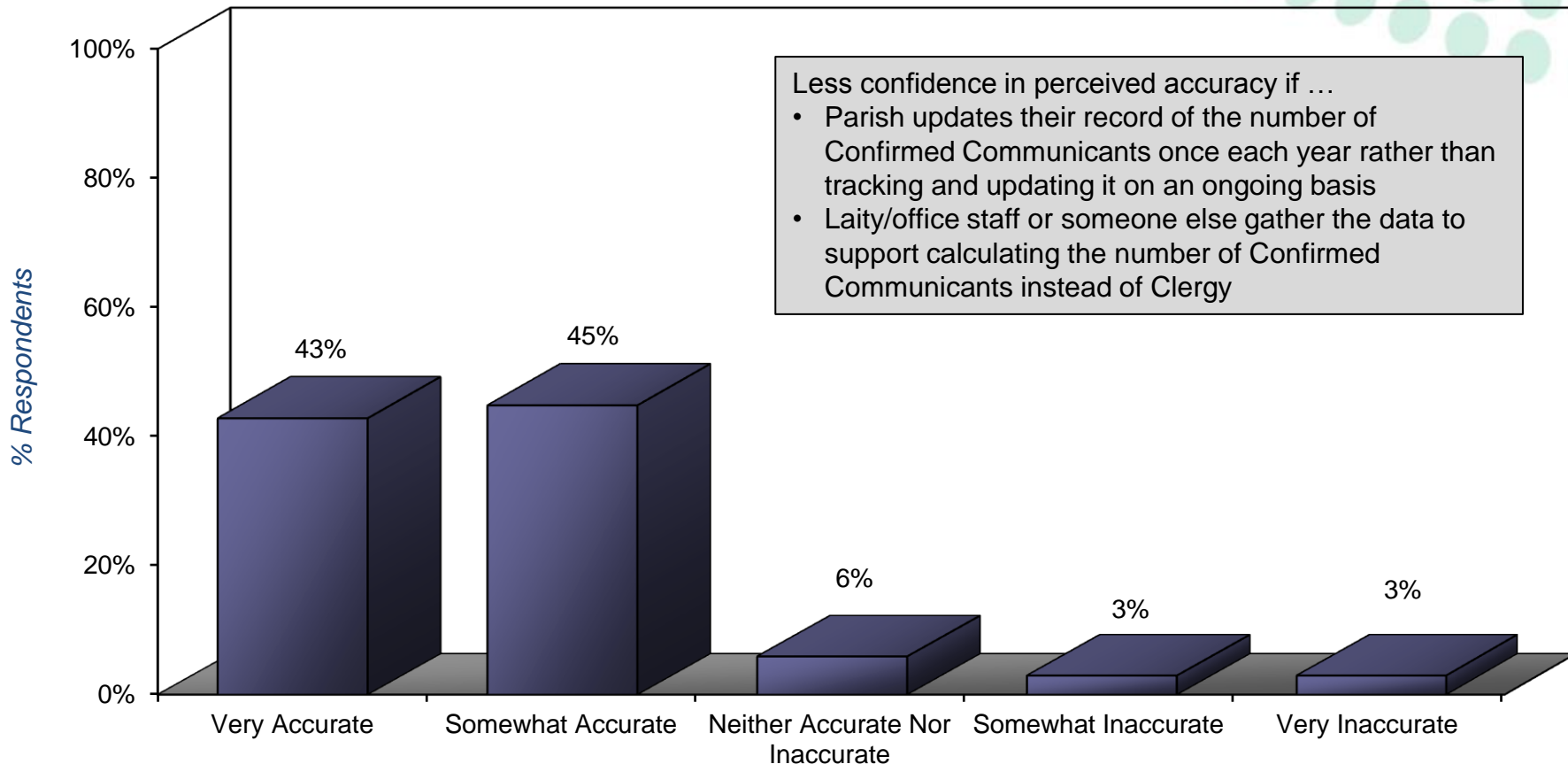
## Tier 2 Factors

Average of 58% indicate parish formally counts/tracks and average of 43% report parish incorporates into calculation

\* Of respondents who answered the question

**Please share your feedback about how your parish counts/tracks various events and circumstances that might affect the number of Confirmed Communicants. Use column A to indicate if your parish formally counts/tracks the event/circumstance. Use column B to indicate whether your parish incorporates the event/circumstance into a calculation of the number of Confirmed Communicants.**

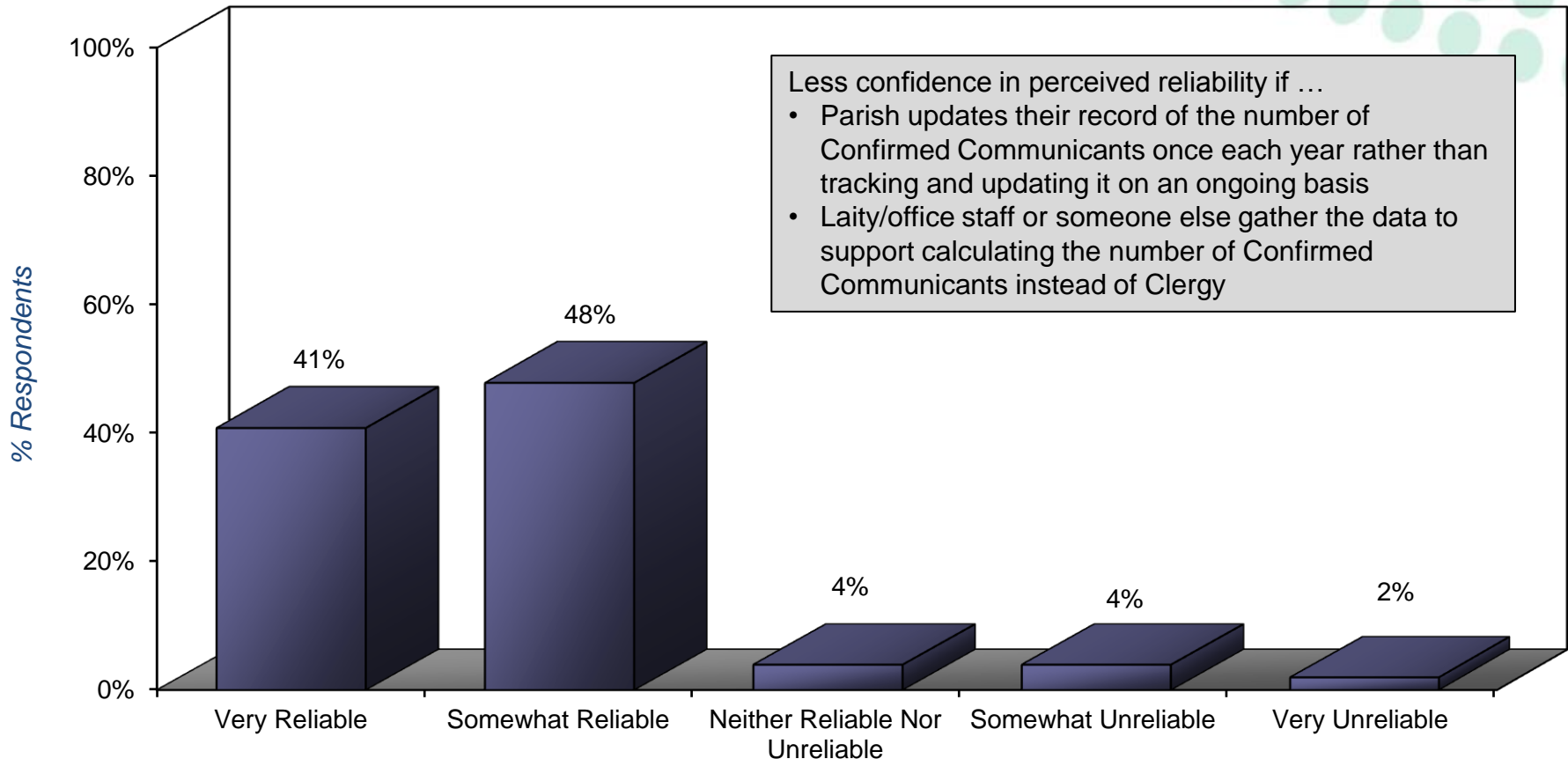
# Accuracy Of Parish Data On Number Of Confirmed Communicants



All things considered, how **ACCURATE** is your parish data on the number of Confirmed Communicants (i.e., the accuracy of the actual numbers that your parish reports for the number of Confirmed Communicants)?



# Reliability Of Methods Used To Calculate Number Of *Confirmed Communicants*



**All things considered, how RELIABLE are the methods that your parish uses to calculate the number of Confirmed Communicants (i.e., the reliability of the procedures and protocol that your parish uses to count and report the number of Confirmed Communicants)?**

# Strengths Of Using Number Of Confirmed Communicants For Determining Number Of Lay Delegates Per Parish

- *"A "measurable" method; A consistent method. "*
- *"a firm figure of intentionally committed individuals can best be obtained; they may not be ""in good standing"". "*
- *"a firm figure of intentionally committed can be obtained; they may not be ""in good standing"". "*
- *"Again, in our small rural parish this method works. I can understand that other, less traditional congregations should have other methods perhaps."*
- *"At retirement communities, large community of retirees has midweek services and they are pledging - they get to be included in this method."*
- *"because we track this very accurately it does reflect the Confirmed Communicants and true members of our church and denomination. We have a number of Presbyterians and Lutherans who regularly worship with us and are included in "attendance" but belong to another church."*
- *"better defines the real number being represented because you can have lots of visitors ZZZ in Average Sunday Attendance and these numbers artificially inflated."*
- *"Canonically "correct" formal number which includes elderly /irregular attendees."*
- *"Communicants in good standing better count of membership when people coming to church less often."*
- *"Fair measure of membership if used consistently across parishes. "*
- *"I think this is a good method to use to determine the number of Delegates to Council."*
- *"It is the most accurate measure we have, better than communicants. I favor this instead. Including weekday attendance, would double or triple count and ZZZ church weight to churches with weekday services. Sunday is the Lord's Day, the primary day we gather as the Body of Christ. If we need a way to count, that is the day. It is inaccurate and too easy to pad."*
- *"It's easy to count confirmed Communicants because they are recorded in the parish register. "*

**Please briefly describe the strengths and weaknesses of using the number of Confirmed Communicants as a foundation for determining the number of Lay Delegates each parish is allotted.**

# Strengths Of Using Number Of *Confirmed Communicants* For Determining Number Of Lay Delegates Per Parish (*continued*)

- *"It's too difficult sometimes to keep up with confirmed communicants; and many who attend are not confirmed or sometimes even baptized members, but faithful."*
- *"Our strength is that when a life-event occurs (death/birth) we adjust our records accordingly. O"*
- *"Since many of our small number of members are not communicants, it doesn't make much difference to us. We have enough communicants to have one delegate. Very good"*
- *"System works for us."*
- *"This is a good measure as long as parishes track it accurately and faithfully."*
- *"This is an ongoing task -- we try to keep up with the data on a regular basis -- but we always find errors that should have been caught before! It is always an exercise in imperfection -- but is fairly accurate."*
- *"This is the better method."*
- *"This method would better reflect the life of the parish but we would need to find standardization of this nebulous area so that different parishes calculate equally. This method would cause us to ask fundamental questions about church. It would take a while but could be fruitful."*
- *"Very valid as long as the Church a) maintains accurate records, b) works to engage visitors and enjoins them to transfer membership or "join" via intent for confirmation/reception."*
- *"We can access this information from our database"*
- *"Well established and familiar system."*

**Please briefly describe the strengths and weaknesses of using the number of Confirmed Communicants as a foundation for determining the number of Lay Delegates each parish is allotted.**

# Weaknesses Of Using Number Of Confirmed Communicants For Determining Number Of Lay Delegates Per Parish

- *"Always difficult"*
- *"Arrgh - canons say baptism is full membership in the church."*
- *"As I indicated in #10, the way TEC accounts for the faithful and/or the souls we "touch" in our ministries does not accurately reflect the work of the Lord through us. If the numbers are the foundation for determining lay delegates, that should be calculated and accounted separately from the lives touched by the Episcopal presence of our community of faith in the community (geographics) we serve."*
- *"Baptism is the basis for church membership not confirmation. Baptized members would be a better category."*
- *"Data cannot reflect human ZZZ - example: may have decided to leave but not told the church and still attends occasionally -- looks like they are inactive and they come back suddenly."*
- *"Definitions are loose"*
- *"Difficult to keep up with. Many members aren't formally registered. We try to keep track with average good record keepers whose volunteer job has gone from a 1/2 day to a full day each week but still she misses people we see ZZZ and relies only on those who have requested a membership transfer."*
- *"Fails to account for dynamic movement of people out"*
- *"Hard to ensure ZZZ of ZZZ - units."*
- *"I don't think this is a good way because folks can transfer their membership and never come to the church. It should be based on involvement and attendance."*
- *"I feel that aforementioned system may create an over or under representation of lay delegates."*
- *"I think average attendance is more accurate."*
- *"If software is used correctly this data would be correct. If we followed canons and used the tools we have this could be done."*

**Please briefly describe the strengths and weaknesses of using the number of Confirmed Communicants as a foundation for determining the number of Lay Delegates each parish is allotted.**

# Weaknesses Of Using Number Of Confirmed Communicants For Determining Number Of Lay Delegates Per Parish (continued)

- *"I'm an exception, because in my parish I keep track of who has attended 3 Eucharists in the previous year and who hasn't, and I know the name of everyone who comes to church. But in any church big enough to have more than one lay delegate, it's not possible for the clergy to keep track of all that accurately, so the number of Confirmed Communicants isn't as accurate as Average Sunday Attendance."*
- *"In many cases it is inflated."*
- *"In my previous comment, I used the term ""active members"" but I meant it to be synonymous with ""confirmed communicants."" I think ""confirmed communicants"" is a weak standard for allocating delegates because it allows a parish to exaggerate its sized by claiming as members those who de facto do not participate in the life of the parish."*
- *"Inconsistencies in when to remove those who are inactive but have not formally transferred out. "*
- *"Is not necessarily a genuine reflection of the church's active attendance."*
- *"It is a pain in the neck having to keep track."*
- *"It is not accurate. People use different methods for including people as confirmed communicants. Rectors are reluctant to clean the books because it shows a decline in membership."*
- *"It's extremely difficult to determine who is in good standing, as we don't take attendance confirmation - is a difficult concept to sell to new adult members."*
- *"I've heard there are integrity issues in counting; many seem unaware of the criteria and/or the canon's requirements."*
- *"Leaves out faithful members who, for various reasons, are not official."*
- *"Less accurate than actual head count."*
- *"Less accurate than Average Sunday Attendance"*
- *"Less than Average Sunday Attendance"*

**Please briefly describe the strengths and weaknesses of using the number of Confirmed Communicants as a foundation for determining the number of Lay Delegates each parish is allotted.**

# Weaknesses Of Using Number Of Confirmed Communicants For Determining Number Of Lay Delegates Per Parish (continued)

- *"Many churches don't call their list of communicants, making it a fairly static and inaccurate measure of actual size."*
- *"Many of those who attend our church come from other ZZZ, are baptized, but it is hard to be certain if they are "confirmed." Now that we open the table to all baptized Christians, perhaps we need to change the language we use to describe "communicants." (Reflects pre-1979 understanding of Eucharism practices)."*
- *"Many very committed and active parishioners are not confirmed"*
- *"Membership doesn't necessarily equate to commitment but neither does Church attendance."*
- *"Must be accurately and carefully tracked and purged from time to time. Not good for those clergy/lay staff who are work avoidant."*
- *"Not a measure of activity."*
- *"Not as good a way as Sunday attendance. Non-attending members or people who attend parish activities but not church don't indicate a church commitment."*
- *"Not as good as Average Sunday Attendance, but better than membership."*
- *"Not as reflective of active participation and involvement in parish ministry, activities and service."*
- *"Not as reliable as attendance."*
- *"Not as reliable as average sunday attendance since it relies on too many variables"*
- *"Our weakness is that we are currently in a growth phase so there are people who are attending and active but whose records (baptism/confirmation) are not yet up to date. Our records are in a constant state of flux."*
- *"People no longer bother to transfer or send baptismal information when they start attending. Guidelines from the diocese would be helpful. We also need to keep children who go off to college and then attend or Christmas and Easter on our books. Three times per year is very lenient for active communicants but I'm ok with that."*

**Please briefly describe the strengths and weaknesses of using the number of Confirmed Communicants as a foundation for determining the number of Lay Delegates each parish is allotted.**

# Weaknesses Of Using Number Of Confirmed Communicants For Determining Number Of Lay Delegates Per Parish (continued)

- *"Records are years out of date and show neglect. It is a massive undertaking to bring the records into order."*
- *"Seems very, very vague and unreliable."*
- *"So many don't know what "confirmed communicant" means or use to determine Lay Delegate."*
- *"So many members active but not formally confirmed. Don't need confirmation to be full member of Body of Christ."*
- *"Some are active who have not been confirmed or ZZZ."*
- *"some confirmed individuals may be only minimally involved in the life of the church."*
- *"some confirmed individuals may be only minimally involved in the life of the church."*
- *"Some parishes count differently. Counts are not accurate."*
- *"Someone who attends worship regularly, has been baptized, participates in the ministries of the church and gives to the church is and should be considered a member of the church. In this case the category ""confirmed communicant"" is outdated and arcane."*
- *"The basic problem is that our parish register prior 2002 has major gaps that are proving very difficult to fill in."*
- *"The numbers are not "cleaned" up regularly, thus inflating numbers."*
- *"the use of Confirmed Communicant is not in keeping with TEC canons and standards, but is a more strict reading here in VA -- I would prefer to use the national standard, which is adult Communicant in good standing"*
- *"There needs to be more clarification canonically on what constitutes church membership."*
- *"These numbers are much less accurate than attendance."*
- *"This is hard to track in a large parish, where 30% of the people come and go each year (such as in Northern Virginia)."*

**Please briefly describe the strengths and weaknesses of using the number of Confirmed Communicants as a foundation for determining the number of Lay Delegates each parish is allotted.**

# Weaknesses Of Using Number Of Confirmed Communicants For Determining Number Of Lay Delegates Per Parish *(continued)*

- *"This is very difficult to track. We make best efforts, but the ability to confirm data is next to impossible at times. In addition, the required number of times to be a communicant in good standing is pathetic! Good standing should be 40 weeks/times a year, with exception. People make it to work all year."*
- *"this number is difficult to calculate. Also, theologically, Baptism should be the basis for calculation not Confirmed Communicant."*
- *"Unfair if some parishes use different standards that result in an additional delegate."*
- *"We are a small church so the calculations are not material."*
- *"We don't get credit for some (non-registered) but we do get credit for others (inactive). Do they balance out?"*
- *"We're all at the mercy of previous administrations and their calculations."*
- *"Younger ZZZ members are a "harder sell" for confirmation. They have a different attitude about formal belonging or may consider confirmation in Roman Catholic Church adequate. The same people can be regular attendees, generous givers, and active workers."*

**Please briefly describe the strengths and weaknesses of using the number of Confirmed Communicants as a foundation for determining the number of Lay Delegates each parish is allotted.**



# Additional Comments About Using Number Of Confirmed Communicants For Determining Number Of Lay Delegates Per Parish

- *"Confirmation is seen as a matter of conscience not a rite conferring entitlement, so adults only get confirmed in order to serve on vestry or avoid it, to avoid being recruited for vestry."*
- *"Doesn't make a difference to us, as we are tiny."*
- *"Generally good for confirmed communicants, but not for confirmed communicants in good standing."*
- *"I tally the roster based on entries in the parish directory, based on my personal knowledge of our members' statuses."*
- *"I think all parishes should have same number of delegates."*
- *"If this method is your most reliable and accurate, use it; if not, don't."*
- *"Lay representative should be, in my opinion, tied to the number of folks fed at the tables of a church, or the number who pledge even, but not Average Sunday Attendance."*
- *"More and more, we are finding that people are pleased to worship at St. Stephen's and even consider it to be their church home, but they are not especially concerned about (and sometimes not interested in) the institutional concerns about formal membership. We are not especially anxious about that as a church. In fact, we use language much like that found among ""emergent"" Christian communities, telling people that they ""belong,"" regardless of official letters of transfer or liturgical rites. Many of us are convinced that putting people ahead of the official, institutional designations is one of the reasons some are attracted to St. Stephen's Church. Many people are suspicious of ""institutional"" religion, and they find it refreshing to find a community that welcomes them with language about belonging fully from the start. Some like it so much and feel so warmly embraced that they want to be baptized. That being said, when reporting our membership statistics, we report as ""Confirmed Communicants"" only those who are actually confirmed and attending."*

**Please briefly describe the strengths and weaknesses of using the number of Confirmed Communicants as a foundation for determining the number of Lay Delegates each parish is allotted.**

# Additional Comments About Using Number Of Confirmed Communicants For Determining Number Of Lay Delegates Per Parish (*continued*)

- *"Not sure."*
- *"Number 7, in question 14 above is the most difficult measure to make accurate."*
- *"This is beyond my purview as a Lay Delegate. I need more information."*
- *"We are a 'destination' community for many retirees who come from a variety of denominational backgrounds. Often they are very happy and very active at Grace but don't see why they should become confirmed as Episcopalians."*
- *"We publish, and make available on an annual basis, the parish roster for review and update by members of the congregation. Their canonical status is confirmed by the parish secretary."*
- *"We really function using only Sunday attendance."*
- *"We track 'active' members only."*

**Please briefly describe the strengths and weaknesses of using the number of Confirmed Communicants as a foundation for determining the number of Lay Delegates each parish is allotted.**



# Views About Counting Communiques And Parish Life Activities

# Communiqués And Parish Life Activities Offered By Parish And Associated Use/Attendance

| Communique/Parish Life Activity   | Parish Offers | Parish Formally Counts Use/Attendance |
|---|---------------|---------------------------------------|
| <b>Social Media</b>   |               |                                       |
| 1. Parish website (unique visitors to parish website)                                   | 93%           | 34%                                   |
| 2. Facebook (volume of Facebook posts)  | 66%           | 23%                                   |
| 3. Parish blog (visits to blog)   | 28%           | 18%                                   |
| 4. Twitter (volume of tweets)   | 17%           | 15%                                   |
| <b>SOCIAL MEDIA AVERAGE</b>   |               | <b>51%</b>                            |
| <b>Services &amp; Sermons</b>   |               |                                       |
| 5. Written transcript of sermons available via the parish website (volume of downloads) | 44%           | 7%                                    |
| 6. Audio of sermons available via the parish website (volume of downloads)              | 30%           | 11%                                   |
| 7. Broadcast of service(s) via the parish website (volume of downloads)                 | 15%           | 10%                                   |
| 8. Broadcast of service(s) via television/radio (volume of attendees)                   | 2%            | 8%                                    |
| <b>SERVICES &amp; SERMONS AVERAGE</b>   |               | <b>23%</b>                            |
| <b>Outreach &amp; Parish Life</b>   |               |                                       |
| 9. Sunday School (attendance)   | 80%           | 57%                                   |
| 10. Outreach events (attendance)  | 74%           | 23%                                   |
| 11. Adult Education (attendance)  | 74%           | 36%                                   |
| 12. Music program (participants)  | 68%           | 30%                                   |
| 13. Youth Group (attendance)  | 62%           | 33%                                   |
| <b>OUTREACH &amp; PARISH LIFE AVERAGE</b>   |               | <b>36%</b>                            |

Please share a profile of the various communiqués and parish life activities offered by your parish. Use column A to indicate if your parish offers the communiqué/parish life activity. Use column B to indicate if your parish formally counts communiqué use/attendance at the parish life activity.

# Strengths Of Using Communiqués/Parish Life Activities For Determining Number Of Lay Delegates Per Parish

- *"Parish life aspects - if averaged in with other measures - is a good way to see active membership."*
- *"This is better than confirmed because someone might not be able to physically attend but faithfully reads the sermons, etc., and participates in ministry."*
- *"All"*
- *"Gets at "activity" issue."*
- *"I like using parish life activities as a measure!"*
- *"If this is asking do we count them, ZZZ we don't but it would be helpful for the diocese to encourage using these mediums as attendance. Suggest: Top down leadership."*
- *"It might be a good use communication with parishioners to indicate them when counting "communicants." We could indicate them in the category "other persons active in this congregation.""*
- *"Taking this survey is helpful as it makes me realize the activity in many of our programs and ministries, and how this vitality is not part of our Average Sunday Attendance."*
- *"These metrics can pick up on the "leading edge" of ministry, showing persons who are starting to engage but are not formal members or active in worship."*
- *"This is one way/path/plan.If does enable us to account for the elderly/home-bound who view the worship service online as a viable alternative. Yet now do we distinguish this?"*

**Please briefly describe the strengths and weaknesses of using communiqués/parish life activities as a foundation for determining the number of Lay Delegates each parish is allotted.**

# Weaknesses Of Using Communiqués/Parish Life Activities For Determining Number Of Lay Delegates Per Parish

- *"Not "measurable;" not consistent between churches. Current polity is "member-based" - to change the basis for counting and representation to anything else requires a re-definition of terms and guidelines in the canon."*
- *" We have people subscribed to various communication options. Not all members use all communications options. Interest in online communication depends on quality of the media presented as much as the quality/quantity of parish activity/size."*
- *"Again, it is not accurate. People bring friends to events that never return."*
- *"Difficult to calculate accurately."*
- *"Don't see as particularly helpful."*
- *"Fairness in delegate allotment has to be based on common standards applied consistently parish by parish."*
- *"How do you put them all together in a meaningful way? Requires too much effort for statistical counting."*
- *"I cannot see a reason to use these forms of participating as a basis for determining lay delegates to council"*
- *"I don't believe that this is a good method."*
- *"I don't see how this could be a foundation."*
- *"I have no idea how you would do this. It is virtual membership, not real."*
- *"I think you need "real" people, not online connections. People who look at website and never come are not communicants."*
- *"In my opinion, this would be a very unreliable way to track "attendance.""*
- *"It's nice to have those activities, but the numbers are too squishy to be of much use in determining lay delegates."*
- *"Less favorable than average Sunday attendance"*
- *"Maybe not good since some of this could duplicate the attendance number."*

**Please briefly describe the strengths and weaknesses of using comuniqués/parish life activities as a foundation for determining the number of Lay Delegates each parish is allotted.**

# Weaknesses Of Using Communiqués/Parish Life Activities For Determining Number Of Lay Delegates Per Parish (continued)

- *"None. We are working on all this! Peace."*
- *"Not a fair way to allocate lay delegates. Penalizes smaller, unsophisticated rural areas."*
- *"Not accurate"*
- *"Not accurate"*
- *"Not accurate; nor used!"*
- *"Not easy to measure or weigh."*
- *"Not good. Too many "lurkers" and people using multiple sites - multiple churches."*
- *"Not realistic. Need actual participation in services to understand strengths and needs of parish and diocese."*
- *"Not useful at all."*
- *"Repeats other counts"*
- *"The media/outreach angle seems iffy as to whether it attracts actual communicants. Small Churches may not have the resources for a lot of broadcast/web outreach."*
- *"This area should not be a determinate."*
- *"This area should not be a determinate."*
- *"This is a very weak standard. Many parish life events are evangelism tools to which members bring friends and potential new members. I think this standard allows for the possibility of exaggerating parish size. And, It hink it would be differicult consistently to keep track of ""member"" and ""visitors"" as parish life events (difficult at least for smaller parishes with limited administrative and technological resources)."*
- *"This might be helpful for Sunday School and Youth Group but the older method is better for this. We need to be able to count those who attend on Sunday but don't necessarily worship with us."*

**Please briefly describe the strengths and weaknesses of using communiqués/parish life activities as a foundation for determining the number of Lay Delegates each parish is allotted.**

# Weaknesses Of Using Communiqués/Parish Life Activities For Determining Number Of Lay Delegates Per Parish (continued)

- *"This should not be the foundation for determining lay delegates."*
- *"This would be an absurd metric; it means nothing and could easily be manipulated to artificially produce an inaccurate but larger report."*
- *"Too difficult to prevent double counting. Also, formal counts not taken for some of these activities."*
- *"Too hard to determine. Same people attend each event. However I like the idea of taking attendance at these events and recording the numbers as a supplement to the Average Sunday Attendance to show how active the person is."*
- *"Too hard to keep count, especially if one lacks an IT-type of parishioner to keep track of Social ZZZ."*
- *"Too subjective"*
- *"Very poor and subjective method"*
- *"Very unreliable"*
- *"We do not use this information to establish/calculate attendance. We only use worship attendance on Sundays, ZZZ and Easter to determine size. Any one member would cloud the picture. Worship is and should be the means of determining counts/delegates."*
- *"We would NEVER use such criteria. There is no language in the description of "confirmed communicant," nor do I think a "web" visitor, etc. should ever count as a "communicant.""*
- *"Would not be accurate assessment of our church's activity."*
- *"Would not include. Presence at worship should be the indicator."*

**Please briefly describe the strengths and weaknesses of using communiqués/parish life activities as a foundation for determining the number of Lay Delegates each parish is allotted.**



# Additional Comments About Using Communiqués/Parish Life Activities For Determining Number Of Lay Delegates Per Parish


- *"2 Senators (Delegates) seems fair to me."*
- *"As I indicated in #10 and #17, the way TEC accounts for the faithful and/or the souls we "touch" in our ministries does not accurately reflect the work of the Lord through us. If the numbers are the foundation for determining lay delegates, that should be calculated and accounted separately from the lives touched by the Episcopal presence of our community of faith in the community (geographic) we serve."*
- *"Encourage more use of the above media to spread the gospel."*
- *"I really don't understand these questions. Why are the activities followed by the word ""attendance"" or ""participants?"" That seems to assume counting, but the response choices ask whether counting happens or not."*
- *"I THOUGHT THE WHOLE BASIS OF COMMUNICANTS IN GOOD STANDING FOR DELEGATE DETERMINATION WAS BASED ON SUNDAY ATTENDANCE AND THE PAROCHIAL REPORT. IF WE INCLUDED WEEKDAY ATTENDEES AT EVENTS OR SUNDAY YOUTH OUTINGS WE WOULD PROBABLY QUALIFY FOR ANOTHER DELEGATE. IS THIS HOW OTHER PARISHES END UP FILLING A WHOLE TABLE AT COUNCIL?"*
- *"If any measure of church event or activity should be used, it should be based on corporate worship together, for that is the heart of our church mission."*
- *"It is not to be counted in Average Sunday Attendance."*
- *"never occurred to me to do that."*
- *"Not sure."*
- *"Outreach events often include a wider circle. I have discovered that these people are considering us to be their church. Clearly a new way of understanding "membership" is growing from the outside in."*
- *"Some of our parishioners do not use technology/computers. We are a rural parish. They are very active in the community and don't want to take the time to learn technology."*

**Please briefly describe the strengths and weaknesses of using communiqués/parish life activities as a foundation for determining the number of Lay Delegates each parish is allotted.**

# Additional Comments About Using *Communiqués/Parish Life Activities* For Determining Number Of Lay Delegates Per Parish *(continued)*

- *"These events are open to the community at large, not just members or regular attendees."*
- *"We are so small, attendance ranging from 14 to 55 . Most parishioners live within the village or within 5 miles, so communication is good by mouth."*
- *"We do not have access to the Communiqués."*
- *"We don't include any of this information to determine the number of delegates."*
- *"We have none of the above (regarding questions in #18A and #18B)."*
- *"We use e-mail often."*

**Please briefly describe the strengths and weaknesses of using  
communiqués/parish life activities as a foundation for determining the  
number of Lay Delegates each parish is allotted.**



# Segment-Specific Analysis

# Official Capacity Segmentation

| Measure   | Total | Voting Member | Non-Voting Attendee |
|---|-------|---------------|---------------------|
| Parish gathers attendance data Every Sunday service, every week   | 98%   | 98%           | 100%                |
| Parish includes attendance data from weekday services in Average Sunday Attendance                          | 20%   | 19%           | 33%                 |
| Ushers gather data to support calculation of Average Sunday Attendance                                      | 76%   | 74%           | 79%                 |
| Clergy gathers data to support calculation of Average Sunday Attendance                                     | 12%   | 11%           | 16%                 |
| We estimate attendance by taking a "best guess"   | 8%    | 8%            | 11%                 |
| We carefully count every single person  | 92%   | 92%           | 89%                 |
| Ushers record Average Sunday Attendance in parish book  | 14%   | 14%           | 12%                 |
| Clergy records Average Sunday Attendance in parish book   | 65%   | 67%           | 56%                 |
| We take an average of all attendance data for the past year   | 94%   | 93%           | 100%                |
| We take an average of a subset of attendance data for the past year   | 3%    | 3%            | 0%                  |
| We take an average of attendance data from multiple years   | 1%    | 1%            | 0%                  |
| Parish supplements Average Sunday Attendance by adding in figures from other non-worship/parish life events | 5%    | 5%            | 0%                  |
| Parish data on Average Sunday Attendance: Very Accurate   | 72%   | 72%           | 67%                 |
| Parish data on Average Sunday Attendance: Somewhat Inaccurate/Very Inaccurate                               | 3%    | 4%            | 0%                  |
| Methods used to calculate Average Sunday Attendance: Very Reliable  | 71%   | 70%           | 67%                 |
| Methods used to calculate Average Sunday Attendance: Somewhat Unreliable/Very Unreliable                    | 3%    | 4%            | 0%                  |
| We update our record of the number of Confirmed Communicants once each year                                 | 65%   | 67%           | 57%                 |

# Official Capacity Segmentation (continued)

| Measure   | Total | Voting Member | Non-Voting Attendee |
|---|-------|---------------|---------------------|
| We track and update our record of the number of Confirmed Communicants on an ongoing basis            | 35%   | 33%           | 43%                 |
| Laity/office staff gathers the data to support calculating Confirmed Communicants                     | 47%   | 46%           | 71%                 |
| Clergy gathers the data to support calculating Confirmed Communicants                                 | 44%   | 45%           | 18%                 |
| Laity/office staff records/reports Confirmed Communicants in parish book                              | 45%   | 46%           | 50%                 |
| Clergy records/reports Confirmed Communicants in parish book  | 48%   | 46%           | 50%                 |
| Average number of events/circumstances parish formally counts/tracks                                  | 5.7   | 5.8           | 6.3                 |
| Average number of events/circumstances parish incorporates into calculation of Confirmed Communicants | 2.8   | 2.8           | 3.7                 |
| Parish data on Confirmed Communicants: Very Accurate  | 43%   | 43%           | 41%                 |
| Parish data on Confirmed Communicants: Somewhat Inaccurate/Very Inaccurate                            | 6%    | 7%            | 0%                  |
| Methods used to calculate Confirmed Communicants: Very Reliable                                       | 41%   | 39%           | 47%                 |
| Methods used to calculate Confirmed Communicants: Somewhat Unreliable/Very Unreliable                 | 7%    | 8%            | 0%                  |
| Social Media Communiques/Activities Offered   | 94%   | 95%           | 84%                 |
| Services and Sermons Communiques/Activities Offered   | 59%   | 57%           | 68%                 |
| Outreach and Parish Life Communiques/Activities Offered   | 87%   | 86%           | 95%                 |
| Social Media Communiques/Activities Formally Counted  | 54%   | 62%           | 12%                 |
| Services and Sermons Communiques/Activities Formally Counted  | 21%   | 25%           | 0%                  |
| Outreach and Parish Life Communiques/Activities Formally Counted                                      | 62%   | 56%           | 100%                |

# Number Of Years Affiliated With Current Parish Segmentation

| Measure   | Total | 1 to 5 years | 6 to 10 years | 11 or more years |
|---|-------|--------------|---------------|------------------|
| Parish gathers attendance data Every Sunday service, every week   | 98%   | 100%         | 100%          | 95%              |
| Parish includes attendance data from weekday services in Average Sunday Attendance                          | 20%   | 18%          | 14%           | 22%              |
| Ushers gather data to support calculation of Average Sunday Attendance                                      | 76%   | 77%          | 72%           | 75%              |
| Clergy gathers data to support calculation of Average Sunday Attendance                                     | 12%   | 9%           | 19%           | 12%              |
| We estimate attendance by taking a "best guess"   | 8%    | 9%           | 7%            | 9%               |
| We carefully count every single person  | 92%   | 91%          | 93%           | 91%              |
| Ushers record Average Sunday Attendance in parish book  | 14%   | 15%          | 12%           | 15%              |
| Clergy records Average Sunday Attendance in parish book   | 65%   | 72%          | 71%           | 62%              |
| We take an average of all attendance data for the past year   | 94%   | 91%          | 97%           | 94%              |
| We take an average of a subset of attendance data for the past year   | 3%    | 5%           | 0%            | 3%               |
| We take an average of attendance data from multiple years   | 1%    | 0%           | 0%            | 1%               |
| Parish supplements Average Sunday Attendance by adding in figures from other non-worship/parish life events | 5%    | 2%           | 3%            | 6%               |
| Parish data on Average Sunday Attendance: Very Accurate   | 72%   | 71%          | 75%           | 73%              |
| Parish data on Average Sunday Attendance: Somewhat Inaccurate/Very Inaccurate                               | 3%    | 4%           | 2%            | 5%               |
| Methods used to calculate Average Sunday Attendance: Very Reliable  | 71%   | 71%          | 78%           | 68%              |
| Methods used to calculate Average Sunday Attendance: Somewhat Unreliable/Very Unreliable                    | 3%    | 2%           | 5%            | 4%               |
| We update our record of the number of Confirmed Communicants once each year                                 | 65%   | 67%          | 72%           | 62%              |

# Number Of Years Affiliated With Current Parish Segmentation *(continued)*

| Measure   | Total | 1 to 5 years | 6 to 10 years | 11 or more years |
|---|-------|--------------|---------------|------------------|
| We track and update our record of the number of Confirmed Communicants on an ongoing basis            | 35%   | 33%          | 28%           | 38%              |
| Laity/office staff gathers the data to support calculating Confirmed Communicants                     | 47%   | 48%          | 46%           | 47%              |
| Clergy gathers the data to support calculating Confirmed Communicants                                 | 44%   | 36%          | 44%           | 48%              |
| Laity/office staff records/reports Confirmed Communicants in parish book                              | 45%   | 43%          | 49%           | 43%              |
| Clergy records/reports Confirmed Communicants in parish book  | 48%   | 47%          | 51%           | 49%              |
| Average number of events/circumstances parish formally counts/tracks                                  | 5.7   | 6.1          | 6.1           | 5.6              |
| Average number of events/circumstances parish incorporates into calculation of Confirmed Communicants | 2.8   | 3.7          | 3.7           | 2.1              |
| Parish data on Confirmed Communicants: Very Accurate  | 43%   | 38%          | 51%           | 42%              |
| Parish data on Confirmed Communicants: Somewhat Inaccurate/Very Inaccurate                            | 6%    | 0%           | 15%           | 6%               |
| Methods used to calculate Confirmed Communicants: Very Reliable                                       | 41%   | 32%          | 46%           | 41%              |
| Methods used to calculate Confirmed Communicants: Somewhat Unreliable/Very Unreliable                 | 7%    | 6%           | 15%           | 6%               |
| Social Media Communiques/Activities Offered   | 94%   | 98%          | 92%           | 92%              |
| Services and Sermons Communiques/Activities Offered   | 59%   | 63%          | 46%           | 58%              |
| Outreach and Parish Life Communiques/Activities Offered   | 87%   | 87%          | 95%           | 86%              |
| Social Media Communiques/Activities Formally Counted  | 54%   | 36%          | 62%           | 62%              |
| Services and Sermons Communiques/Activities Formally Counted  | 21%   | 27%          | 23%           | 17%              |
| Outreach and Parish Life Communiques/Activities Formally Counted                                      | 62%   | 82%          | 62%           | 55%              |

# Number Of Pledging Units In Parish Segmentation

| Measure   | Total | Less than 50 | 50 to 100 | More than 100 |
|---|-------|--------------|-----------|---------------|
| Parish gathers attendance data Every Sunday service, every week   | 98%   | 97%          | 100%      | 98%           |
| Parish includes attendance data from weekday services in Average Sunday Attendance                          | 20%   | 21%          | 13%       | 22%           |
| Ushers gather data to support calculation of Average Sunday Attendance                                      | 76%   | 61%          | 84%       | 79%           |
| Clergy gathers data to support calculation of Average Sunday Attendance                                     | 12%   | 29%          | 8%        | 7%            |
| We estimate attendance by taking a "best guess"   | 8%    | 6%           | 2%        | 12%           |
| We carefully count every single person  | 92%   | 94%          | 98%       | 88%           |
| Ushers record Average Sunday Attendance in parish book  | 14%   | 16%          | 13%       | 11%           |
| Clergy records Average Sunday Attendance in parish book   | 65%   | 77%          | 70%       | 64%           |
| We take an average of all attendance data for the past year   | 94%   | 89%          | 95%       | 94%           |
| We take an average of a subset of attendance data for the past year   | 3%    | 4%           | 2%        | 3%            |
| We take an average of attendance data from multiple years   | 1%    | 0%           | 0%        | 2%            |
| Parish supplements Average Sunday Attendance by adding in figures from other non-worship/parish life events | 5%    | 3%           | 7%        | 1%            |
| Parish data on Average Sunday Attendance: Very Accurate   | 72%   | 87%          | 80%       | 70%           |
| Parish data on Average Sunday Attendance: Somewhat Inaccurate/Very Inaccurate                               | 3%    | 3%           | 0%        | 5%            |
| Methods used to calculate Average Sunday Attendance: Very Reliable  | 71%   | 84%          | 78%       | 65%           |
| Methods used to calculate Average Sunday Attendance: Somewhat Unreliable/Very Unreliable                    | 3%    | 3%           | 0%        | 5%            |
| We update our record of the number of Confirmed Communicants once each year                                 | 65%   | 85%          | 65%       | 60%           |



# Number Of Pledging Units In Parish Segmentation *(continued)*

| Measure   | Total | Less than 50 | 50 to 100 | More than 100 |
|---|-------|--------------|-----------|---------------|
| We track and update our record of the number of Confirmed Communicants on an ongoing basis            | 35%   | 15%          | 35%       | 40%           |
| Laity/office staff gathers the data to support calculating Confirmed Communicants                     | 47%   | 29%          | 38%       | 67%           |
| Clergy gathers the data to support calculating Confirmed Communicants                                 | 44%   | 68%          | 49%       | 24%           |
| Laity/office staff records/reports Confirmed Communicants in parish book                              | 45%   | 21%          | 36%       | 66%           |
| Clergy records/reports Confirmed Communicants in parish book  | 48%   | 75%          | 57%       | 28%           |
| Average number of events/circumstances parish formally counts/tracks                                  | 5.7   | 6.4          | 6.5       | 6.1           |
| Average number of events/circumstances parish incorporates into calculation of Confirmed Communicants | 2.8   | 3.2          | 3.6       | 3.2           |
| Parish data on Confirmed Communicants: Very Accurate  | 43%   | 61%          | 43%       | 34%           |
| Parish data on Confirmed Communicants: Somewhat Inaccurate/Very Inaccurate                            | 6%    | 0%           | 7%        | 9%            |
| Methods used to calculate Confirmed Communicants: Very Reliable                                       | 41%   | 61%          | 36%       | 32%           |
| Methods used to calculate Confirmed Communicants: Somewhat Unreliable/Very Unreliable                 | 7%    | 3%           | 7%        | 11%           |
| Social Media Communiques/Activities Offered   | 94%   | 88%          | 96%       | 95%           |
| Services and Sermons Communiques/Activities Offered   | 59%   | 32%          | 50%       | 71%           |
| Outreach and Parish Life Communiques/Activities Offered   | 87%   | 92%          | 85%       | 86%           |
| Social Media Communiques/Activities Formally Counted  | 54%   | 62%          | 46%       | 61%           |
| Services and Sermons Communiques/Activities Formally Counted  | 21%   | 25%          | 15%       | 21%           |
| Outreach and Parish Life Communiques/Activities Formally Counted                                      | 62%   | 50%          | 69%       | 61%           |

# Number Of Sunday Services Offered At Parish Segmentation

| Measure   | Total | 1   | 2    | 3+  |
|---|-------|-----|------|-----|
| Parish gathers attendance data Every Sunday service, every week   | 98%   | 94% | 100% | 98% |
| Parish includes attendance data from weekday services in Average Sunday Attendance                          | 20%   | 15% | 18%  | 24% |
| Ushers gather data to support calculation of Average Sunday Attendance                                      | 76%   | 53% | 81%  | 76% |
| Clergy gathers data to support calculation of Average Sunday Attendance                                     | 12%   | 28% | 8%   | 10% |
| We estimate attendance by taking a "best guess"   | 8%    | 10% | 7%   | 10% |
| We carefully count every single person  | 92%   | 90% | 93%  | 90% |
| Ushers record Average Sunday Attendance in parish book  | 14%   | 10% | 11%  | 18% |
| Clergy records Average Sunday Attendance in parish book   | 65%   | 76% | 70%  | 57% |
| We take an average of all attendance data for the past year   | 94%   | 96% | 93%  | 93% |
| We take an average of a subset of attendance data for the past year   | 3%    | 4%  | 1%   | 3%  |
| We take an average of attendance data from multiple years   | 1%    | 0%  | 0%   | 2%  |
| Parish supplements Average Sunday Attendance by adding in figures from other non-worship/parish life events | 5%    | 0%  | 7%   | 4%  |
| Parish data on Average Sunday Attendance: Very Accurate   | 72%   | 77% | 68%  | 74% |
| Parish data on Average Sunday Attendance: Somewhat Inaccurate/Very Inaccurate                               | 3%    | 7%  | 2%   | 3%  |
| Methods used to calculate Average Sunday Attendance: Very Reliable  | 71%   | 79% | 67%  | 71% |
| Methods used to calculate Average Sunday Attendance: Somewhat Unreliable/Very Unreliable                    | 3%    | 3%  | 2%   | 4%  |
| We update our record of the number of Confirmed Communicants once each year                                 | 65%   | 87% | 64%  | 62% |

# Number Of Sunday Services Offered At Parish Segmentation *(continued)*

| Measure   | Total | 1   | 2   | 3+  |
|---|-------|-----|-----|-----|
| We track and update our record of the number of Confirmed Communicants on an ongoing basis            | 35%   | 13% | 36% | 38% |
| Laity/office staff gathers the data to support calculating Confirmed Communicants                     | 47%   | 12% | 46% | 65% |
| Clergy gathers the data to support calculating Confirmed Communicants                                 | 44%   | 85% | 44% | 27% |
| Laity/office staff records/reports Confirmed Communicants in parish book                              | 45%   | 8%  | 46% | 60% |
| Clergy records/reports Confirmed Communicants in parish book  | 48%   | 88% | 46% | 32% |
| Average number of events/circumstances parish formally counts/tracks                                  | 5.7   | 5.4 | 6.1 | 5.7 |
| Average number of events/circumstances parish incorporates into calculation of Confirmed Communicants | 2.8   | 2.4 | 3.1 | 2.9 |
| Parish data on Confirmed Communicants: Very Accurate  | 43%   | 63% | 36% | 43% |
| Parish data on Confirmed Communicants: Somewhat Inaccurate/Very Inaccurate                            | 6%    | 0%  | 8%  | 6%  |
| Methods used to calculate Confirmed Communicants: Very Reliable                                       | 41%   | 65% | 31% | 41% |
| Methods used to calculate Confirmed Communicants: Somewhat Unreliable/Very Unreliable                 | 7%    | 4%  | 8%  | 8%  |
| Social Media Communiques/Activities Offered   | 94%   | 92% | 95% | 95% |
| Services and Sermons Communiques/Activities Offered   | 59%   | 23% | 55% | 74% |
| Outreach and Parish Life Communiques/Activities Offered   | 87%   | 88% | 88% | 87% |
| Social Media Communiques/Activities Formally Counted  | 54%   | 60% | 52% | 56% |
| Services and Sermons Communiques/Activities Formally Counted  | 21%   | 0%  | 24% | 24% |
| Outreach and Parish Life Communiques/Activities Formally Counted                                      | 62%   | 60% | 68% | 60% |

# Number of Weekday Services Offered At Parish Segmentation

| Measure   | Total | 1   | 2+  |
|---|-------|-----|-----|
| Parish gathers attendance data Every Sunday service, every week   | 98%   | 98% | 98% |
| Parish includes attendance data from weekday services in Average Sunday Attendance                          | 20%   | 21% | 24% |
| Ushers gather data to support calculation of Average Sunday Attendance                                      | 76%   | 72% | 73% |
| Clergy gathers data to support calculation of Average Sunday Attendance                                     | 12%   | 13% | 10% |
| We estimate attendance by taking a "best guess"   | 8%    | 10% | 9%  |
| We carefully count every single person  | 92%   | 90% | 91% |
| Ushers record Average Sunday Attendance in parish book  | 14%   | 12% | 14% |
| Clergy records Average Sunday Attendance in parish book   | 65%   | 68% | 58% |
| We take an average of all attendance data for the past year   | 94%   | 91% | 95% |
| We take an average of a subset of attendance data for the past year   | 3%    | 2%  | 5%  |
| We take an average of attendance data from multiple years   | 1%    | 2%  | 0%  |
| Parish supplements Average Sunday Attendance by adding in figures from other non-worship/parish life events | 5%    | 8%  | 0%  |
| Parish data on Average Sunday Attendance: Very Accurate   | 72%   | 70% | 73% |
| Parish data on Average Sunday Attendance: Somewhat Inaccurate/Very Inaccurate                               | 3%    | 5%  | 0%  |
| Methods used to calculate Average Sunday Attendance: Very Reliable  | 71%   | 68% | 69% |
| Methods used to calculate Average Sunday Attendance: Somewhat Unreliable/Very Unreliable                    | 3%    | 5%  | 2%  |
| We update our record of the number of Confirmed Communicants once each year                                 | 65%   | 63% | 55% |

# Number of Weekday Services Offered At Parish Segmentation *(continued)*

| Measure   | Total | 1   | 2+  |
|---|-------|-----|-----|
| We track and update our record of the number of Confirmed Communicants on an ongoing basis            | 35%   | 37% | 45% |
| Laity/office staff gathers the data to support calculating Confirmed Communicants                     | 47%   | 47% | 63% |
| Clergy gathers the data to support calculating Confirmed Communicants                                 | 44%   | 43% | 31% |
| Laity/office staff records/reports Confirmed Communicants in parish book                              | 45%   | 48% | 62% |
| Clergy records/reports Confirmed Communicants in parish book  | 48%   | 45% | 33% |
| Average number of events/circumstances parish formally counts/tracks                                  | 5.7   | 5.7 | 6.2 |
| Average number of events/circumstances parish incorporates into calculation of Confirmed Communicants | 2.8   | 3.0 | 2.8 |
| Parish data on Confirmed Communicants: Very Accurate  | 43%   | 43% | 43% |
| Parish data on Confirmed Communicants: Somewhat Inaccurate/Very Inaccurate                            | 6%    | 7%  | 4%  |
| Methods used to calculate Confirmed Communicants: Very Reliable                                       | 41%   | 45% | 37% |
| Methods used to calculate Confirmed Communicants: Somewhat Unreliable/Very Unreliable                 | 7%    | 7%  | 6%  |
| Social Media Communiques/Activities Offered   | 94%   | 95% | 91% |
| Services and Sermons Communiques/Activities Offered   | 59%   | 53% | 79% |
| Outreach and Parish Life Communiques/Activities Offered   | 87%   | 87% | 91% |
| Social Media Communiques/Activities Formally Counted  | 54%   | 57% | 63% |
| Services and Sermons Communiques/Activities Formally Counted  | 21%   | 17% | 32% |
| Outreach and Parish Life Communiques/Activities Formally Counted                                      | 62%   | 52% | 63% |

# Frequency Of Participation In Counting Attendance Used To Report Average Sunday Attendance Segmentation

| Measure   | Total | Always | Often/<br>Sometimes | Rarely/<br>Never |
|---|-------|--------|---------------------|------------------|
| Parish gathers attendance data Every Sunday service, every week   | 98%   | 95%    | 98%                 | 100%             |
| Parish includes attendance data from weekday services in Average Sunday Attendance                          | 20%   | 12%    | 22%                 | 25%              |
| Ushers gather data to support calculation of Average Sunday Attendance                                      | 76%   | 52%    | 79%                 | 83%              |
| Clergy gathers data to support calculation of Average Sunday Attendance                                     | 12%   | 36%    | 9%                  | 3%               |
| We estimate attendance by taking a "best guess"   | 8%    | 0%     | 10%                 | 11%              |
| We carefully count every single person  | 92%   | 100%   | 90%                 | 89%              |
| Ushers record Average Sunday Attendance in parish book  | 14%   | 2%     | 10%                 | 25%              |
| Clergy records Average Sunday Attendance in parish book   | 65%   | 95%    | 62%                 | 54%              |
| We take an average of all attendance data for the past year   | 94%   | 92%    | 97%                 | 92%              |
| We take an average of a subset of attendance data for the past year   | 3%    | 5%     | 0%                  | 2%               |
| We take an average of attendance data from multiple years   | 1%    | 0%     | 0%                  | 2%               |
| Parish supplements Average Sunday Attendance by adding in figures from other non-worship/parish life events | 5%    | 2%     | 8%                  | 4%               |
| Parish data on Average Sunday Attendance: Very Accurate   | 72%   | 95%    | 67%                 | 63%              |
| Parish data on Average Sunday Attendance: Somewhat Inaccurate/Very Inaccurate                               | 3%    | 2%     | 2%                  | 5%               |
| Methods used to calculate Average Sunday Attendance: Very Reliable  | 71%   | 95%    | 68%                 | 60%              |
| Methods used to calculate Average Sunday Attendance: Somewhat Unreliable/Very Unreliable                    | 3%    | 2%     | 2%                  | 4%               |
| We update our record of the number of Confirmed Communicants once each year                                 | 65%   | 76%    | 60%                 | 63%              |

# Frequency Of Participation In Counting Attendance Used To Report Average Sunday Attendance Segmentation (continued)

| Measure   | Total | Always | Often/<br>Sometimes | Rarely/<br>Never |
|---|-------|--------|---------------------|------------------|
| We track and update our record of the number of Confirmed Communicants on an ongoing basis            | 35%   | 24%    | 40%                 | 37%              |
| Laity/office staff gathers the data to support calculating Confirmed Communicants                     | 47%   | 23%    | 51%                 | 61%              |
| Clergy gathers the data to support calculating Confirmed Communicants                                 | 44%   | 62%    | 43%                 | 31%              |
| Laity/office staff records/reports Confirmed Communicants in parish book                              | 45%   | 30%    | 49%                 | 52%              |
| Clergy records/reports Confirmed Communicants in parish book  | 48%   | 65%    | 45%                 | 40%              |
| Average number of events/circumstances parish formally counts/tracks                                  | 5.7   | 6.7    | 6.0                 | 5.1              |
| Average number of events/circumstances parish incorporates into calculation of Confirmed Communicants | 2.8   | 4.0    | 2.5                 | 2.6              |
| Parish data on Confirmed Communicants: Very Accurate  | 43%   | 55%    | 43%                 | 32%              |
| Parish data on Confirmed Communicants: Somewhat Inaccurate/Very Inaccurate                            | 6%    | 0%     | 4%                  | 12%              |
| Methods used to calculate Confirmed Communicants: Very Reliable                                       | 41%   | 55%    | 42%                 | 26%              |
| Methods used to calculate Confirmed Communicants: Somewhat Unreliable/Very Unreliable                 | 7%    | 2%     | 4%                  | 14%              |
| Social Media Communiques/Activities Offered   | 94%   | 85%    | 96%                 | 97%              |
| Services and Sermons Communiques/Activities Offered   | 59%   | 49%    | 64%                 | 54%              |
| Outreach and Parish Life Communiques/Activities Offered   | 87%   | 97%    | 83%                 | 86%              |
| Social Media Communiques/Activities Formally Counted  | 54%   | 50%    | 45%                 | 70%              |
| Services and Sermons Communiques/Activities Formally Counted  | 21%   | 21%    | 25%                 | 20%              |
| Outreach and Parish Life Communiques/Activities Formally Counted                                      | 62%   | 64%    | 70%                 | 55%              |

# Frequency Of Participation In Calculating/Reporting Average Sunday Attendance Using Raw Data Segmentation

| Measure   | Total | Always | Often/<br>Sometimes | Rarely/<br>Never |
|---|-------|--------|---------------------|------------------|
| Parish gathers attendance data Every Sunday service, every week   | 98%   | 100%   | 97%                 | 98%              |
| Parish includes attendance data from weekday services in Average Sunday Attendance                          | 20%   | 8%     | 11%                 | 37%              |
| Ushers gather data to support calculation of Average Sunday Attendance                                      | 76%   | 71%    | 73%                 | 80%              |
| Clergy gathers data to support calculation of Average Sunday Attendance                                     | 12%   | 16%    | 14%                 | 5%               |
| We estimate attendance by taking a "best guess"   | 8%    | 1%     | 14%                 | 12%              |
| We carefully count every single person  | 92%   | 99%    | 86%                 | 88%              |
| Ushers record Average Sunday Attendance in parish book  | 14%   | 5%     | 6%                  | 26%              |
| Clergy records Average Sunday Attendance in parish book   | 65%   | 85%    | 53%                 | 52%              |
| We take an average of all attendance data for the past year   | 94%   | 94%    | 97%                 | 90%              |
| We take an average of a subset of attendance data for the past year   | 3%    | 4%     | 0%                  | 2%               |
| We take an average of attendance data from multiple years   | 1%    | 0%     | 0%                  | 2%               |
| Parish supplements Average Sunday Attendance by adding in figures from other non-worship/parish life events | 5%    | 1%     | 6%                  | 8%               |
| Parish data on Average Sunday Attendance: Very Accurate   | 72%   | 86%    | 62%                 | 63%              |
| Parish data on Average Sunday Attendance: Somewhat Inaccurate/Very Inaccurate                               | 3%    | 1%     | 0%                  | 7%               |
| Methods used to calculate Average Sunday Attendance: Very Reliable  | 71%   | 88%    | 57%                 | 60%              |
| Methods used to calculate Average Sunday Attendance: Somewhat Unreliable/Very Unreliable                    | 3%    | 1%     | 0%                  | 6%               |
| We update our record of the number of Confirmed Communicants once each year                                 | 65%   | 78%    | 47%                 | 58%              |




# Frequency Of Participation In Calculating/Reporting Average Sunday Attendance Using Raw Data Segmentation *(continued)*

| Measure   | Total | Always | Often/<br>Sometimes | Rarely/<br>Never |
|---|-------|--------|---------------------|------------------|
| We track and update our record of the number of Confirmed Communicants on an ongoing basis            | 35%   | 22%    | 53%                 | 42%              |
| Laity/office staff gathers the data to support calculating Confirmed Communicants                     | 47%   | 30%    | 71%                 | 59%              |
| Clergy gathers the data to support calculating Confirmed Communicants                                 | 44%   | 58%    | 21%                 | 36%              |
| Laity/office staff records/reports Confirmed Communicants in parish book                              | 45%   | 32%    | 71%                 | 51%              |
| Clergy records/reports Confirmed Communicants in parish book  | 48%   | 59%    | 20%                 | 43%              |
| Average number of events/circumstances parish formally counts/tracks                                  | 5.7   | 6.8    | 7.0                 | 4.8              |
| Average number of events/circumstances parish incorporates into calculation of Confirmed Communicants | 2.8   | 4.0    | 3.0                 | 2.1              |
| Parish data on Confirmed Communicants: Very Accurate  | 43%   | 51%    | 39%                 | 36%              |
| Parish data on Confirmed Communicants: Somewhat Inaccurate/Very Inaccurate                            | 6%    | 7%     | 6%                  | 6%               |
| Methods used to calculate Confirmed Communicants: Very Reliable                                       | 41%   | 48%    | 33%                 | 33%              |
| Methods used to calculate Confirmed Communicants: Somewhat Unreliable/Very Unreliable                 | 7%    | 8%     | 3%                  | 9%               |
| Social Media Communiques/Activities Offered   | 94%   | 91%    | 100%                | 95%              |
| Services and Sermons Communiques/Activities Offered   | 59%   | 53%    | 71%                 | 59%              |
| Outreach and Parish Life Communiques/Activities Offered   | 87%   | 94%    | 89%                 | 82%              |
| Social Media Communiques/Activities Formally Counted  | 54%   | 39%    | 86%                 | 65%              |
| Services and Sermons Communiques/Activities Formally Counted  | 21%   | 17%    | 43%                 | 17%              |
| Outreach and Parish Life Communiques/Activities Formally Counted                                      | 62%   | 74%    | 71%                 | 48%              |

# Appendix 1

## *Questionnaire*



# Questionnaire

## Your Views About Counting Average Sunday Attendance

- Which ONE of the following best describes *how often* your parish gathers attendance data during Sunday services to support calculating Average Sunday Attendance?
  - Every Sunday service, every week
  - Selected Sunday services, every week
  - Every Sunday service, but not every week
  - Selected Sunday services, and not every week
  - Don't know
- Does your parish include attendance data from *weekday* services when calculating Average Sunday Attendance?
  - Yes
  - No
  - Don't know
- Which ONE of the following best describes *who gathers the data (i.e., counts attendance)* to support calculating Average Sunday Attendance?
  - Ushers
  - Clergy
  - Someone else (Please describe) \_\_\_\_\_
  - Don't know
- Which ONE of the following best describes *the method* your parish uses to count attendance in support of calculating Average Sunday Attendance?
  - We estimate attendance by taking a "best guess" and record it after the service
  - We carefully count every single person attending services and record it on paper during the service
  - Don't know
- Which ONE of the following best describes *who records* Average Sunday Attendance in your parish book?
  - Ushers
  - Clergy
  - Someone else (Please describe) \_\_\_\_\_
  - Don't know
- Which ONE of the following best describes *how your parish calculates* Average Sunday Attendance for reporting to the Diocese?
  - We take an average of all attendance data for the past year
  - We take an average of a subset of attendance data for the past year (e.g., only selected services, throwing out certain services with unusually high or low attendance, etc.)
  - We take an average of attendance data from multiple years
  - Something else (Please describe) \_\_\_\_\_
  - Don't know
- Does your parish supplement a calculation of Average Sunday Attendance by recognizing and then adding in attendance figures from other non-worship/parish life events (e.g., attendance at Adult Education, participation in outreach activities, etc.)?
  - Yes
  - No
  - Don't know
- All things considered, how ACCURATE is your *parish data* on Average Sunday Attendance (i.e., the accuracy of the actual numbers that your parish reports for Average Sunday Attendance)?
 

|                          |                          |                                 |                          |                          |
|--------------------------|--------------------------|---------------------------------|--------------------------|--------------------------|
| Very Accurate            | Somewhat Accurate        | Neither Accurate Nor Inaccurate | Somewhat Inaccurate      | Very Inaccurate          |
| <input type="checkbox"/> | <input type="checkbox"/> | <input type="checkbox"/>        | <input type="checkbox"/> | <input type="checkbox"/> |
- All things considered, how RELIABLE are the *methods* that your parish uses to calculate Average Sunday Attendance (i.e., the reliability of the procedures and protocol that your parish uses to count and report Average Sunday Attendance)?
 

|                          |                          |                                 |                          |                          |
|--------------------------|--------------------------|---------------------------------|--------------------------|--------------------------|
| Very Reliable            | Somewhat Reliable        | Neither Reliable Nor Unreliable | Somewhat Unreliable      | Very Unreliable          |
| <input type="checkbox"/> | <input type="checkbox"/> | <input type="checkbox"/>        | <input type="checkbox"/> | <input type="checkbox"/> |
- Please briefly describe the strengths and weaknesses of using Average Sunday Attendance as a foundation for determining the number of Lay Delegates each parish is allotted.
   
\_\_\_\_\_
   
\_\_\_\_\_
   
\_\_\_\_\_
   
\_\_\_\_\_
   
\_\_\_\_\_

## Your Views About Counting Confirmed Communicants

- Which ONE of the following best describes *how often* your parish updates its record of the number of Confirmed Communicants?
  - We update our record of the number of Confirmed Communicants once each year
  - We track and update our record of the number of Confirmed Communicants on an ongoing basis
  - Don't know
- Which ONE of the following best describes *who gathers the data (i.e., counts Confirmed Communicants)* to support calculating the number of Confirmed Communicants?
  - Laity/office staff
  - Clergy
  - Someone else (Please describe) \_\_\_\_\_
  - Don't know
- Which ONE of the following best describes *who records/reports* the number of Confirmed Communicants in your parish book?
  - Laity/office staff
  - Clergy
  - Someone else (Please describe) \_\_\_\_\_
  - Don't know
- Please share your feedback about how your parish counts/tracks various events and circumstances that might affect the number of Confirmed Communicants. Use column A to indicate if your parish formally counts/tracks the event/circumstance. Use column B to indicate whether your parish incorporates the event/circumstance into a calculation of the number of Confirmed Communicants. Leave the item blank if you "don't know."

|   | A<br>Check the box if your parish formally counts/tracks this event/ circumstance | B<br>Check this box if your parish incorporates this event/ circumstance into the calculation of the number of Confirmed Communicants |
|---|---|---|
| 1. Baptisms   | <input type="checkbox"/>  | <input type="checkbox"/>  |
| 2. Deaths   | <input type="checkbox"/>  | <input type="checkbox"/>  |
| 3. Weddings   | <input type="checkbox"/>  | <input type="checkbox"/>  |
| 4. Formal transfers in/out  | <input type="checkbox"/>  | <input type="checkbox"/>  |
| 5. Known to be attending services but not formally registered as a member                     | <input type="checkbox"/>  | <input type="checkbox"/>  |
| 6. Known to be attending parish services/activities but not formally registered as a member   | <input type="checkbox"/>  | <input type="checkbox"/>  |
| 7. Formally registered member, but has stopped attending services/activities                  | <input type="checkbox"/>  | <input type="checkbox"/>  |
| 8. Formally registered member, but mail/e-mail has been returned as undeliverable/bad address | <input type="checkbox"/>  | <input type="checkbox"/>  |
| 9. Pledging but not formally registered/attending services                                    | <input type="checkbox"/>  | <input type="checkbox"/>  |

- All things considered, how ACCURATE is your *parish data* on the number of Confirmed Communicants (i.e., the accuracy of the actual numbers that your parish reports for the number of Confirmed Communicants)?
 

|                          |                          |                                 |                          |                          |
|--------------------------|--------------------------|---------------------------------|--------------------------|--------------------------|
| Very Accurate            | Somewhat Accurate        | Neither Accurate Nor Inaccurate | Somewhat Inaccurate      | Very Inaccurate          |
| <input type="checkbox"/> | <input type="checkbox"/> | <input type="checkbox"/>        | <input type="checkbox"/> | <input type="checkbox"/> |
- All things considered, how RELIABLE are the *methods* that your parish uses to calculate the number of Confirmed Communicants (i.e., the reliability of the procedures and protocol that your parish uses to count and report the number of Confirmed Communicants)?
 

|                          |                          |                                 |                          |                          |
|--------------------------|--------------------------|---------------------------------|--------------------------|--------------------------|
| Very Reliable            | Somewhat Reliable        | Neither Reliable Nor Unreliable | Somewhat Unreliable      | Very Unreliable          |
| <input type="checkbox"/> | <input type="checkbox"/> | <input type="checkbox"/>        | <input type="checkbox"/> | <input type="checkbox"/> |
- Please briefly describe the strengths and weaknesses of using the number of Confirmed Communicants as a foundation for determining the number of Lay Delegates each parish is allotted.
   
\_\_\_\_\_
   
\_\_\_\_\_
   
\_\_\_\_\_
   
\_\_\_\_\_
   
\_\_\_\_\_

# Questionnaire

## Your Views About Counting Communiqués & Parish Life Activities

18. Please share a profile of the various communiqués and parish life activities offered by your parish. Use column A to indicate if your parish offers the communiqué/parish life activity. Use column B to indicate if your parish formally counts communiqué use/attendance at the parish life activity. Leave the item blank if you "don't know."

| Communiqué/Parish Life Activity (use/attendance)  | A<br>Check the box if your parish offers this communiqué/parish life activity | B<br>Check this box if your parish formally counts use of this communiqué/attendance at this parish life activity |
|---|---|---|
| <b>SOCIAL MEDIA</b>   |   |   |
| 1. Parish website (unique visitors to parish website)                                   | <input type="checkbox"/>  | <input type="checkbox"/>  |
| 2. Twitter (volume of tweets)   | <input type="checkbox"/>  | <input type="checkbox"/>  |
| 3. Facebook (volume of Facebook posts)  | <input type="checkbox"/>  | <input type="checkbox"/>  |
| 4. Parish blog (visits to blog)   | <input type="checkbox"/>  | <input type="checkbox"/>  |
| <b>SERVICES &amp; SERMONS</b>   |   |   |
| 5. Broadcast of service(s) via the parish website (volume of downloads)                 | <input type="checkbox"/>  | <input type="checkbox"/>  |
| 6. Broadcast of service(s) via television/radio (volume of attendees)                   | <input type="checkbox"/>  | <input type="checkbox"/>  |
| 7. Audio of sermons available via the parish website (volume of downloads)              | <input type="checkbox"/>  | <input type="checkbox"/>  |
| 8. Written transcript of sermons available via the parish website (volume of downloads) | <input type="checkbox"/>  | <input type="checkbox"/>  |
| <b>OUTREACH &amp; PARISH LIFE</b>   |   |   |
| 9. Outreach events (attendance)   | <input type="checkbox"/>  | <input type="checkbox"/>  |
| 10. Adult Education (attendance)  | <input type="checkbox"/>  | <input type="checkbox"/>  |
| 11. Sunday School (attendance)  | <input type="checkbox"/>  | <input type="checkbox"/>  |
| 12. Youth Group (attendance)  | <input type="checkbox"/>  | <input type="checkbox"/>  |
| 13. Music program (participants)  | <input type="checkbox"/>  | <input type="checkbox"/>  |

19. Please briefly describe the strengths and weaknesses of using communiqués/parish life activities as a foundation for determining the number of Lay Delegates each parish is allotted.

---



---



---



---



---

## A FEW QUESTIONS ABOUT YOU

Your responses will be used for statistical purposes only to help us better understand the results.

20. Which ONE of the following categories best describes your official capacity at Council?

| VOTING MEMBERS OF COUNCIL                                       | NON-VOTING ATTENDEES OF COUNCIL & OTHER DESIGNATIONS           |
|---|--|
| <input type="checkbox"/> Canonically Resident Clerical Delegate | <input type="checkbox"/> Clergy Under License                  |
| <input type="checkbox"/> Lay Delegate                           | <input type="checkbox"/> Lay Alternate Delegate                |
| <input type="checkbox"/> Collegiate Delegate                    | <input type="checkbox"/> Deputy to General Convention          |
| <input type="checkbox"/> Youth Delegate                         | <input type="checkbox"/> Youth Provincial Synod                |
| <input type="checkbox"/> Lay Member of the Executive Board      | <input type="checkbox"/> Ecumenical Guest                      |
| <input type="checkbox"/> Lay Member of the Standing Committee   | <input type="checkbox"/> Candidate to the Priesthood           |
| <input type="checkbox"/> Regional President                     | <input type="checkbox"/> Candidate to the Vocational Diaconate |
| <input type="checkbox"/> President of the ECW                   | <input type="checkbox"/> Visitor                               |
| <input type="checkbox"/> Chancellor                             | <input type="checkbox"/> Surviving Clergy Spouse               |
|   | <input type="checkbox"/> Surviving Clergy Spouse               |

21. How many years have you been affiliated with your current parish (i.e., either working as clergy or attending as lay)?  
Write in the number of years that you have been affiliated with your current parish \_\_\_\_\_ Years

22. What is the total number of pledging units in your parish?  
Write in the total number of pledging units in your parish \_\_\_\_\_ Pledging Units

23. In total, how many *Sunday services* are offered at your parish (inclusive of any Saturday services that your parish may offer)?

|   |   |   |   |   |    |
|---|---|---|---|---|----|
| 1 | 2 | 3 | 4 | 5 | 6+ |
|---|---|---|---|---|----|

24. In total, how many *weekday services* are offered at your parish?

|   |   |   |   |   |    |
|---|---|---|---|---|----|
| 1 | 2 | 3 | 4 | 5 | 6+ |
|---|---|---|---|---|----|

25. In the past 12 months, how often have you *PERSONALLY PARTICIPATED IN...*

|  | Always                   | Often                    | Sometimes                | Rarely                   | Never                    |
|--|--------------------------|--------------------------|--------------------------|--------------------------|--------------------------|
| • Counting attendance that is used to report Average Sunday Attendance                       | <input type="checkbox"/> | <input type="checkbox"/> | <input type="checkbox"/> | <input type="checkbox"/> | <input type="checkbox"/> |
| • Calculating/reporting Average Sunday Attendance using the raw data that is provided to you | <input type="checkbox"/> | <input type="checkbox"/> | <input type="checkbox"/> | <input type="checkbox"/> | <input type="checkbox"/> |

Thank you for sharing your time and opinions.