

IN BRIEF

The Elves and the Shoemaker in Storytime Issue 64 is a fairy tale from the Brothers Grimm. There are lots of stories from all over the world about helpful elves.



LITERACY LESSON IDEAS

- Use our **Storytime Glossary Sheet** to ensure you know the meanings of any tricky words in **The Elves and the Shoemaker** and other stories from **Storytime Issue 64**.
- See our **Class Discussion Sheet** to get a conversation started about the story.
- Complete our **Multiple Choice Quiz** to test how well everyone remembers the story.
- Put the story sentences in the correct order using our **Story Sequencing Sheet**.
- Retell the story by looking at the pictures on our **Simple Storyboard Sheet**.
- Explore an extract from *The Elves and the Shoemaker* in more detail using our **Reading Comprehension Extract**.
- Can you break the story down into its main elements? Use our **Story Structure Sheet**.
- Increase your adjective knowledge using our **Character Description Sheet**.
- Cut out our **Storytime Storyteller Cards** and work in pairs or small groups to tell the story in your own words. You could also make up a new adventure for the characters. What happens after the story ends?
- Make use of our **Storytime Letter Writing Template** to write a letter to the elves thanking them for their help – or from an elf thanking the shoemaker and his wife for the clothes. You could also rewrite the story from the perspective of an elf.

Continued on page 2...

FAVOURITE FAIRY TALE: THE ELVES AND THE SHOEMAKER



- For fun, complete our **Storytime Word Search**.
- Act out the story in class using our printable character masks.
- For similar stories in which helpful magical creatures receive gifts from grateful humans, you can also read:
 - **The Wee Brownie** in **Storytime Issue 47**
 - **The Pooka** in **Storytime Issue 58**



DESIGN TECHNOLOGY LESSON IDEAS

- Plan and sketch your own shoe design on our **Shoemaker Sheet**. Think about the materials and the tools you need – and where and when the shoe will be worn.
- Look at lots of different styles of shoes to learn more about shoe design and materials. A football shoe is used very differently to a high-heeled shoe, and a wellington boot is very different from a flip-flop. Ask your class what are their favourite shoes and why? Can you create a wall of shoe pictures showing all the different styles? Can you use the Internet to find out how shoes are made? See this video on making shoes from the Victoria and Albert Museum: <https://www.youtube.com/watch?v=E-lcyDp3S1U>



ART LESSON IDEAS

- Draw your finished shoe design on our **Storytime Drawing Sheet** and colour it in.
- Colour in a picture of an elf on our **Storytime Colouring Sheet**.
- Make an elf paper doll chain to decorate your classroom wall. Ask each child to dress an elf in smart new clothes and shoes. Use our **Printable Elf Banner** to get started.
- Draw your favourite character from the story on our **Storytime Picture Frame**.

STORYTIME GLOSSARY

1 OF 2

Check you know the meanings of all the words in Storytime Issue 64.

Pim the Coolest Penguin (Page 6)

- ▷ **Antarctica** – the most southern continent on Earth, home of the South Pole
- ▷ **Crèche** – nursery for babies and toddlers
- ▷ **Huddled** – crowded together
- ▷ **Downy** – fluffy, soft
- ▷ **Clattering** – rattling
- ▷ **Uncontrollably** – couldn't control it
- ▷ **Seeped** – gently flowed
- ▷ **Humiliated** – embarrassed, ashamed
- ▷ **Hunkered** – crouched, squatted
- ▷ **Snug** – cosy

Jingle Bells (Page 10)

- ▷ **O'er** – over
- ▷ **Bobtails** – short horsetail
- ▷ **Spirits** – moods, emotions

The Goose that Laid the Golden Eggs (Page 12)

- ▷ **Caught their eye** – they saw something
- ▷ **Limousine** – large luxury car
- ▷ **Chauffeur** – personal driver
- ▷ **Tropical** – in a hot place
- ▷ **Caviar** – salted fish eggs
- ▷ **Hearty** – large, filling
- ▷ **Dismay** – with disappointment, sadness
- ▷ **Possession** – thing they owned

The Little Girl and Father Frost (Page 16)

- ▷ **Banish** – get rid of
- ▷ **Undertake** – take on, agree to
- ▷ **Volunteered** – offered
- ▷ **Whirlwinds** – small tornados
- ▷ **Trespass** – enter without permission
- ▷ **Nipped** – pecked
- ▷ **Ploughed on** – carried on with determination
- ▷ **Blizzards** – strong stormy winds
- ▷ **Fiercely** – powerfully
- ▷ **Stirred** – moved
- ▷ **Shimmering** – sparkling
- ▷ **Capture** – catch

The Elves and the Shoemaker (Page 22)

- ▷ **Inspect** – examine, look closely
- ▷ **Polished** – cleaned and rubbed
- ▷ **Hesitate** – wait
- ▷ **Usual** – normal, ordinary
- ▷ **Afford** – have enough money
- ▷ **Soundly** – well, deeply
- ▷ **Craftsmanship** – handiwork, technique
- ▷ **Elegant** – smart, stylish
- ▷ **Highly** – greatly
- ▷ **Prized** – valued, rated
- ▷ **Chattering** – talking
- ▷ **Nimbly** – skilfully
- ▷ **Cobblers** – shoemakers

Continued on page 2...

STORYTIME GLOSSARY

2 OF 2

The Tinsel Spiders (Page 30)

- ▷ **Forth** – forwards
- ▷ **Scuttled** – moved quickly or sneakily
- ▷ **Scurried** – ran
- ▷ **Tremendous** – huge
- ▷ **Awe** – amazement
- ▷ **Tinsel** – shiny metal foil decoration for Christmas tree
- ▷ **Glistening** – shining

A Snowy Surprise (Page 34)

- ▷ **Downside** – disadvantage, bad side
- ▷ **Residents** – people who live there
- ▷ **Reminiscing** – remembering, recalling
- ▷ **Determined** – adamant, wouldn't change his mind
- ▷ **Scowled** – frowned, glared
- ▷ **Dejected** – downhearted
- ▷ **Charm** – persuade
- ▷ **Queasy** – sick
- ▷ **Flustered** – agitated, upset
- ▷ **Shriek** – high-pitched shout
- ▷ **Exclaimed** – cried out in surprise
- ▷ **Huffed** – say in an annoyed way
- ▷ **Bashful** – shy
- ▷ **Flurry** – gust
- ▷ **Gestured** – pointed

Skadi the Ski Goddess (Page 38)

- ▷ **Avalanche** – snow or ice falling down a mountain
- ▷ **Slain** – killed
- ▷ **Eternal** – everlasting
- ▷ **Bitter** – freezing, icy
- ▷ **Sympathetically** – in a sensitive and caring way
- ▷ **Piercing** – sharp
- ▷ **Stood firm** – didn't move
- ▷ **Platter** – large plate or dish
- ▷ **Mead** – drink made from honey
- ▷ **Thawed** – loosened, softened
- ▷ **Pranks** – tricks, jokes
- ▷ **At the height of** – in the best bit
- ▷ **Festivities** – celebrations
- ▷ **Retired** – went off, moved
- ▷ **Command** – control
- ▷ **Bleak** – bare
- ▷ **Yearned** – longed
- ▷ **Crisp** – fresh



CLASS DISCUSSION SHEET

TEXT QUESTIONS

Discuss the story with your class with the help of these questions.

1. Why do you think the shoemaker was poor?
2. If you were the shoemaker, who would you think had made the shoes?
3. Why did the elves help the shoemaker?
4. Why do you think the elves were wearing rags?
5. Do you think there is a moral to this story? What is it?

PICTURE QUESTION

What is the shoemaker thinking here?



NAME _____

CLASS _____

MULTIPLE STORY QUIZ

How well do you recall The Elves and the Shoemaker?

1 At the beginning of the story, the shoemaker has enough leather to make...

- a) One pair of shoes
- b) Two pairs of shoes
- c) Three pairs of shoes

2 What did the elves' stitches look like?

- a) Messy
- b) Big
- c) Tiny

3 Which character bought the first pair of shoes?

- a) Mary
- b) A gentleman
- c) The king

4 Who did the shoemaker think had made the shoes?

- a) Mary
- b) Himself
- c) The cockerel

5 What could the shoemaker buy for the first time at Christmas?

- a) Shoes
- b) Leather
- c) Gifts

6 Where did the shoemaker and his wife hide?

- a) Behind a curtain
- b) Under the workbench
- c) In the shop window

7 Which of these items did Mary make for the elves?

- a) Hats
- b) Trousers
- c) Capes

8 How did the elves describe themselves in their song?

- a) Small and funny
- b) Hardworking
- c) Fine and neat

Answers: 1a, 2c, 3b, 4a, 5c, 6a, 7b, 8c.

NAME _____

CLASS _____

FAVOURITE FAIRY TALE: THE ELVES AND THE SHOEMAKER



STORY SEQUENCING SHEET

Number the sentences from 1 to 10 to put them in the right order.

On Christmas Eve, the shoemaker and his wife wrapped up the clothes for the elves and left them on the workbench.

The shoemaker was so famous for his shoes he was busy and happy for the rest of his days.

The shoemaker's wife Mary decided to make clothes for the elves.

A rich gentleman paid lots of money for the shoes so the shoemaker bought enough leather to make two pairs.

The next day he found two perfect pairs of shoes. The same happened every day until the shoemaker was rich.

When the elves unwrapped their gifts they were so happy, they decided to stop making shoes and see the world.

The shoemaker and his wife hid behind a curtain to discover who was making the shoes.

At midnight, six tiny elves came out and made the shoes.

A poor shoemaker only had enough leather to make one pair of shoes, so he cut it out and left it ready to stitch the next day.



NAME _____

CLASS _____

FAVOURITE FAIRY TALE: THE ELVES AND THE SHOEMAKER



Write **The Elves and the Shoemaker** in your own words using these pictures to help you.









NAME _____

CLASS _____



READING COMPREHENSION SHEET

Complete the tasks below the extract.

Mary turned to her husband and said, "Those kind elves have made us rich. We should thank them for it. Did you see how ragged they looked? They must be so cold. I'll sew them some shirts, trousers and jackets, and knit them some socks for their tiny feet. While I'm doing that you can make a pair of shoes for each of them."

1. Find and circle four adjectives that describe the elves.

2. Underline two homophones in the paragraph above. Also write a homophone for the word 'pair' here.

3. Underline the conjunction in the last sentence. Write a different way to say this word here.

DRESS THE ELVES

Write down the clothes in the extract here. Add some extra clothes. What do the elves need to feel warm?

Four horizontal lines for writing answers.

Answers: 1. Kind, ragged, cold, tiny. 2. So and sew. You could write pear or pare. 3. While - you could say 'when' or 'at the same time as' instead. Dress the Elves - shirts, trousers, jackets, socks, shoes.

NAME

CLASS

STORY STRUCTURE SHEET

Where is the story set?

Who are the main characters?

What is the main problem?

What is the solution?

How does the story end?



What different work places or shops could this story be set in?
Write your favourite here.

CHARACTER DESCRIPTION SHEET



Which adjectives best describe the shoemaker?

- Poor Cold Old Sad
Hardworking Young Tired
Silly Surprised Positive

Which adjectives best describe the elves?

- Smart Ragged Slow
Small Fast Cold
Neat Messy Funny



WRITE IT!

How did the elves feel when they found their gifts? Write two words to describe it here.



NAME _____ CLASS _____

STORYTELLER CARDS

Use these cards to help you tell The Elves and the Shoemaker.



SHOEMAKER



MARY



SHOPPERS



SCISSORS




SHOE



ELF

NEEDLE AND THREAD



GIFT





LETTER WRITING TEMPLATE

Handwriting practice lines consisting of 15 horizontal lines, each preceded by a small green star on the left margin.


NAME _____ CLASS _____

FAVOURITE FAIRY TALE: THE ELVES AND THE SHOEMAKER



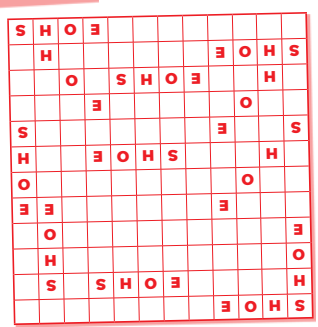
WORD SEARCH

How many times can you find the word 'shoe' in this grid?
The words run forwards, backwards, up and down.



Write your answer here: How many pairs of the word 'shoe' are there?

Write it here:



Answers: There are 12 shoes and 6 pairs.

NAME CLASS

SHOEMAKER SHEET

Draw and label your perfect shoe here.

Who is the shoe for?

What materials will you need?

What tools will you need?

What colour will it be?

NAME _____

CLASS _____

THE ELVES AND THE SHOEMAKER: CHARACTER MASK 1

Print out and cut out our Elf and Shoemaker masks to act out this classic fairy tale.



THE ELVES AND THE SHOEMAKER: CHARACTER MASK 2



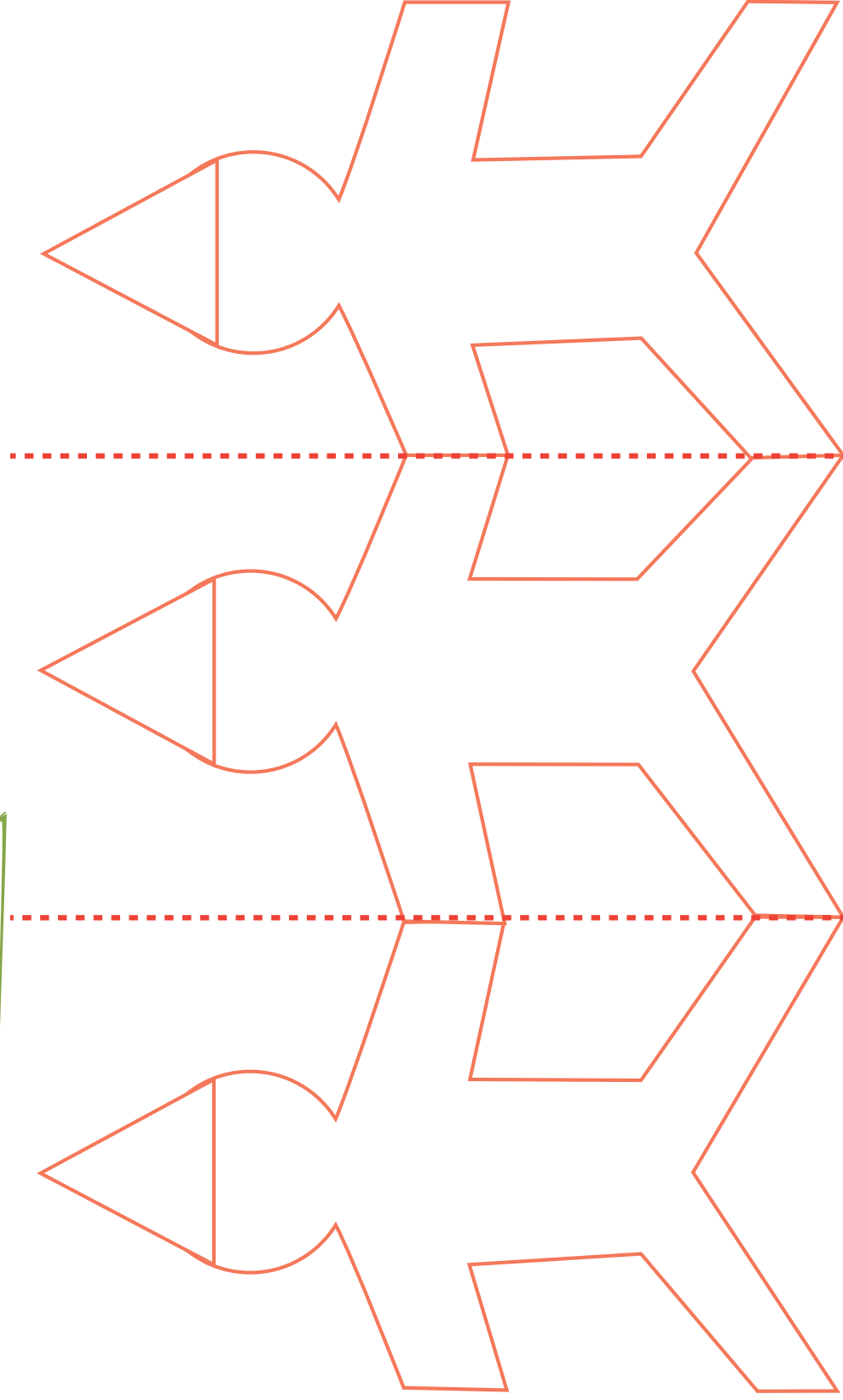
Print out and cut out our Elf and Shoemaker masks to act out this classic fairy tale.



FAVOURITE FAIRY TALE: THE ELVES AND THE SHOEMAKER



PRINTABLE ELF BANNER



Fold the paper along the dotted line. Cut around an elf making sure it stays holding its hands with its neighbours at the edges. Unfold the paper and you'll have three elves. Dress them and pin them on your wall!



DRAWING SHEET

Draw your ideal pair of shoes here.

A large, empty rectangular area with a double-line green border, intended for drawing a pair of shoes.

NAME _____

CLASS _____

COLOURING SHEET



NAME _____

CLASS _____

PICTURE FRAME

My favourite character is _____
I like this character because _____

NAME _____

CLASS _____