

The **ESTHETICS**

BONE&SOFT TISSUE-IMPLANT-TEETH-CAD&CAM

APRIL 25-30, 2016
BODRUM, TURKEY

for more information
call the +90 506 246 28 56
send an e-mail to meffert@meffertimplant.com
or visit www.meffertimplant.com



PROF. DR. NASSER BARGHI | USA
PROF. DR. JON. B. SUZUKI | USA
PROF. DR. NORMA OLVERA | USA
PROF. DR. HANS MALMSTRÖM | USA
PROF. DR. JIE YANG | USA
PROF. DR. ASLAN GÖKBUGET | TURKEY

PROF. DR. ATA ANIL | TURKEY
PROF. DR. BURAK YILMAZ | USA
DR. DEVORA SCWARTZ | ISRAEL
DR. ALİ ARİF ÖZZEYBEK | TURKEY
ULI HAUSCHILD CDT DENTAL DESIGN | ITALY
LUKE HASEGAWA, CDT ORAL DESIGN | USA



**Meffert Implant Institute
Education Program**

RIXOS
PREMIUM BODRUM

SESSION I

BONE GRAFT SOLUTIONS IN THE TREATMENT OF THE DEFICIENT RIDGE: ADVANTAGES OF COMBINED THERAPY

Monday, April 25, 2016

DR. DEVORAH SCWARTZ-ARAD –DMD - PhD

MODERATOR-INTERPRETATION: PROF. DR. ASLAN GÖKBUGET

THE IDEAL IMPLANT PLACEMENT IN CASES OF SEVERE MAXILLARY ATROPHY. HOW TO PRESERVE THE ESTHETIC OUTCOME BY IMPLEMENTING A VARIETY OF SURGICAL PROCEDURES AVAILABLE FOR THE RECONSTRUCTION OF ATROPHIC JAWS

PART 1

09:00-11:00

- Introduction:
 - a. Biology & physiology of the implant bone site
 - b. Bone atrophy & volume loss origin
 - c. Ridge / tissue preservation
- Theoretical review of the concept and benefits of Autologous Onlay Bone Graft augmentation
 - a. Properties of various types of bone graft sources
 - b. Bone block graft definitions
- Patient examination: diagnosis, treatment planning
 - a. The “reverse engineering” concept
 - b. Optional donor sites
 - c. Resorption / graft survival

COFFEE 11:00-11:30

PART 2

11:30-13:30

- Risk Factors
- Surgical techniques of bone harvesting: symphysis vs. ramus
 - a. Indication and contraindications
- Bone Augmentation surgical technique
- Soft tissue management
- Mandibular atrophy
 - a. Surgical treatment options
 - b. The multi-tier technique for vertical augmentation
 - c. The use of Bio-Oss saturated with PRP/BMA and PPP and the reuse of donor sites
- Complication and implant failure

LUNCH 13:30-14:30

PART 3

14:30-16:30

- Maxillary atrophy
 - a. The anterior maxilla
 - b. The edentulous maxilla
 - c. Combination of surgical techniques
- Complication and implant failure

COFFEE 16:30-17:00

DISCUSSION

17:00-18:00

SESSION II

SURGICAL INTERVENTIONS ON NATURAL TEETH AND IMPLANTS

Tuesday, April 26, 2016

PROF. DR. JIE YANG, DDS, MMEDSC, MS, DMD

MODERATOR-INTERPRETATION: PROF. DR. ASLAN GÖKBUGET

09:00 - 11:00

3D CONE-BEAM CT IN DENTAL IMPLANTS - WHAT A SPECIALIST NEEDS TO KNOW

- Principles and applications of CBCT
- Head and neck anatomy of CBCT
- Common and uncommon findings of CBCT for dental implants
- Radiation dose, safety concern, and guidelines of CBCT

COFFEE 11:00-11:30

PROF. DR ATA ANIL

11:30 - 13:30

SOFT TISSUE RECONSTRUCTION AROUND IMPLANTS

- Soft tissue anatomy, blood supply and wound healing
- Soft tissue procedures and techniques for implants
- Pedicled Palatal graft
- Subepithelial connective tissue graft
- Acellular dermal matrix
- Gingival grafts

LUNCH 13:30-14:30

PROF.DR JON SUZUKI

14:30-16:30

CLINICAL PERIODONTICS AND ORAL IMPLANTOLOGY: CURRENT CONCEPTS OF THE IMPACT OF MUCOGINGIVAL ISSUES AND IMPLANTS.

Dental Implants have enjoyed significant predictability for success following surgical placement over the past several decades. However, recent clinical observations and published reports have indicated the potential failure of implants due to a number of etiologies. This seminar will present available and anecdotal evidence on the reasons why selected dental implants fail. Several of these implants may fail due to mucogingival issues including keratinized gingival and periodontal health. Evidence clearly indicates the importance of controlling periodontitis prior to implant placement due to bacterial biofilm challenges on wound healing, osteointegration, and maintenance. Surgical correction of mucogingival deficiency around dental implants will be highlighted in this seminar.

COFFEE 16:30-17:00

PERIMPLANTITIS

17:00-18:00

- Define Peri implant mucositis and Peri Implantitis
- Recognize the 4 primary etiologies of Peri Implantitis
- Treatment non-surgical approaches for Implant Rescue
- Treatment plan surgical approaches for Implant Rescue
- Recognize the importance of implant maintenance

DR. ALİ ARİF ÖZZEYBEK

18:00-18:30

- Mesh-particulate grafting

SESSION III

RESTORATIVE MANAGEMENT OF NATURAL TEETH AND IMPLANTS

Wednesday, April 27, 2016

LUKE HASEGAWA , CDT ORAL DESING

09:00-11:00

FULL ARCH ZIRCONIA CAD/CAM RESTORATION CLINICAL AND LABORATORY PROCEDURES

- Defining the protocol between the clinic and laboratory to create screw retain zirconia restorations
- How to take accurate impression for zirconia full arch implant .
- How to make accurate model for zirconia full arch implant .

COFFEE 11:00-11:30

11:30-13:30

- How to make accurate bite for Upper and Lower for full arch restoration.
- Designing the full upper and lower Zirconia restoration frame work.
- Understanding differences between root support and implant support restoration.

LUNCH 13:30-14:30

14:30-16:30

- How to control tissue hygiene under the screw retain restoration.
- Understanding opal effect and non opal effect with translucent zirconia restoration.
- Introducing new concept of full counter full arch zirconia restoration.
- Controlling surface texture on Full counter Zirconia
- Understanding opacity and chroma control cervical and incisor areas based on light -transmittance date.
- Understanding how to build up life looking pink porcelain on zirconia restoration.
- Understanding firing schedule for Full arch Zirconia restoration.
- Understanding perfect bonding metal insert and zirconia restoration.
- Benefit of full arch screw retain zirconia restoration.
- Understanding Smile Design
- Understanding face analysis.
- Understanding how to decide midline and incisor positioning.
- Understanding teeth wear pattern based on human nature portrait.

COFFEE 16:30-17:00

PROF. DR. ASLAN YAŞAR GÖKBÜGET

17:00-18:00

- Immediate extraction –immediate implant and implant load

Thursday, April 28, 2016

PROF. DR. NORMA OLVERA, DDS, MS

MODERATOR-INTERPRETATION: PROF. DR. ASLAN GÖKBUGET

PART 1

09:00-11:00

RESTORATIVE PLANNING IN IMPLANT DENTISTRY

- ▀ Surgical and restorative perspectives
- ▀ Fundamental guidelines
- ▀ Occlusion in implant dentistry
- ▀ Biomechanical considerations
- ▀ Bone and soft tissue considerations
- ▀ Treatment planning criteria

COFFEE *11:00-11:30*

PART 2

11:30-13:30

- ▀ Use of radiographic/surgical guides from simple to fully guided cases
- ▀ Intraoral soft tissue management for success
- ▀ Effects of clenching and bruxing
- ▀ Emergence profile criteria

PART 3

11:30-13:30

- ▀ Cement vs screw-retained prosthesis
- ▀ Anterior esthetic zone: immediate and delayed provisionalization
- ▀ Use of standard, custom and temporary abutments
- ▀ Case presentation illustrating above topics
- ▀ Treatment Options for the Edentulous Patient
- ▀ Restorative thinking with implant overdentures
- ▀ Define potential mandibular implant sites
- ▀ Procedures for abutment selection
- ▀ Introduction to overdenture attachments

LUNCH *13:30-14:30*

PART 4

14:30-16:00

- ▀ Clinical case presentations

LUNCH *16:00-16:30*

PROF. DR. BURAK YILMAZ

16:30-18:30

REMOVING THE HASSLE FROM IMPLANT PROSTHETICS

- ▀ "Trouble-free Implant Prosthetics" Current implant prosthetic options, from zirconia abutments to monolithic hybrid restorations
- ▀ Potential prosthetic complications with implant restorations
- ▀ How to avoid the implant prosthetic complications?
- ▀ Some tips on how to manage implant prosthetic complications

Friday, April 29, 2016

PROF. DR. NASSER BARGHI

MODERATOR-INTERPRETATION: PROF. DR. ASLAN GÖKBUGET

PART 1

08:00-10:00

ALL CERAMIC RESTORATIONS IN 2016

- Indications and outcomes diagnosis, treatment, planning and preparation for porcelain veneers, crowns, onlays and inlays

COFFEE 10:00-10:30

PART 2

10:30-12:30

- Clinical considerations of zirconia and IPS e.max lithium disilicate restorations
- Minimal invasive procedures with CAD/CAM zirconia restorations
- Bonding and cementing zirconia restorations in light of current scientific information
- Current status of luting cements for all-ceramic restorations

LUNCH 12:30-13:30

PART 3

13:30-15:00

- Intra-oral repair of aesthetic restorations

COFFEE 15:00-15:30

PROF. DR. HANS MALMSTROM

15:30-18:30

- Composites and adhesives; where are we now 2016
- Repair or replace defective composite restorations
- Restore vertical dimension with composite restorations
- Placement of anterior composites,
- Fabrication of direct placement fiber reinforced bridges,
- Bleaching

Saturday, April 30, 2016

ULI HAUSCHILD - DENTAL DESIGN

MODERATOR-INTERPRETATION: PROF. DR. ASLAN GÖKBUGET

08:30-14:00

GUIDED ESTHETICS: SWITCHING BETWEEN VIRTUAL PLANNING AND REALITY

The application of computer technology and advanced 3-D imaging as applied to implant dentistry with the utilization of multiple interactive software applications makes it possible to create advanced designs that are multilayered, simultaneous, and precise, enabling true resource optimization. The design and production of complex treatment plans are carried out using a state-of-the-art digital workflow. The data-export procedure allows for simulation of optimal abutment positioning. The CBCT image data is used accurately to position the implants within the desired envelope of the diagnostic wax-up allowing for the restorative data to be exported for CAD design and fabrication of the temporary restoration before the treatment on the actual patient has even begun. The analog / manual working steps in the laboratory are replaced by the digital workflow as made possible through advanced computer-aided processes.

Resource optimization using digital workflow has great advantages for both patients and the entire dental implant treatment teams. When it is possible to deliver an immediate-load restoration supported by sufficient dental implants, our patients can continue their lives with less psychological burden, and implant teams benefit from predictable operating procedures and efficiency. The craftsmanship of a competent dental technical specialist and the skill of a good dental surgeon when combined with 3-D pre-surgical planning can reduce operator and patient stress to a minimum, reduce patient morbidity, reduce surgical time, even when the operation must be relatively invasive.

PROF. DR. NASSER BARGHI



Dr. Nasser Barghi is professor in the Department of Comprehensive Dentistry at The University of Texas Health Science Center at San Antonio Dental School, at San Antonio, Texas. He has presented more than 1000 didactic and hands-on clinic courses in over 35 countries. Dr. Barghi has authored and co-authored over 200 articles and abstracts and has completed a great amount of research on bonding new esthetic materials and etched porcelain bonded restorations.

Dr. Barghi is a member of the American Academy of Esthetic Dentistry, the American Academy of Fixed Prosthodontics and the International Association for Dental Research. He is past president of the American Equilibration Society.

PROF. DR. HANS MALMSTROM



Hans S. Malmström, DDS, is the Professor and Chair of the Department of General Dentistry, director, of the Advanced Education in General Dentistry (AEGD) Program, and director of Continuing Dental Education at the University of Rochester Eastman Institute for Oral Health. He received his dental training at the University of Gothenburg, Sweden, in 1981 and completed a two-year General Practice Residency Program at the University of Connecticut School Of Dental Medicine in 1984.

Before accepting the position at the University of Rochester Eastman Dental Center, Dr. Malmström was the Chair of the Department of General Dentistry at Emory University in Atlanta and director of the one and two year General Practice Program and the one and two year Advanced Education in General Dentistry Program.

Dr. Malmström was appointed program director of the Eastman Institute for Oral Health's one- and two-year AEGD Program in 1992. Under his leadership, the program has become predominately a two and three year program, with emphasis on research, esthetic dentistry and implants.

LUKE HASEGAWA, CDT ORAL DESIGN



Luke Hasegawa, CDT, graduated from Japan's prestigious Niigata Dental University for Dental Technicians in 1995 and completed a program at Tokyo Dental and Medical University for Dental Technicians in 1997.

He received the "Special Article Award" by the International Dental Technology Association in 1997 for his published article "Light Transmitted Porcelain and Composite Resin Material", Additional honors include three gold medal awards from the Florida Dental Association smile competition in 2008.

He has had the privilege of being mentored by world pioneer technicians Mr. Willi Geller and Mr. Naoki Aiba. Luke was invited to join Mr. Geller's Oral Design group in 2009. He is lecturing world wide.

In 1998 he immigrated to Canada from Japan as a dental technologist and now work in Dr, Dean Mcneel's in-house lab since 2010. He resides with his wife and two daughter in Fayetteville Arkansas in United State.

He has been a certified dental technician in United state since 2007

PROF. DR. NORMA OLVERA



Prosthodontics ,The University of Texas Health Science Center, San Antonio, TX
Dentistry ,The University of Texas Health Science Center, San Antonio, TX
Medical Technology , Incarnate Word College, San Antonio, TX
Undergraduate Didactic Dental Implantology Course Director, Postgraduate
Didactic Dental Implantology Course Director, Director of Implantology
Continuing Dental Education Department, Clinical Instructor-Department of
General Dentistry, Teaching Assistant - Dental Laboratory Technical School,
Teaching Assistant, Department of Prosthodontics

PROF. DR. JON B. SUZUKI, D.D.S., PH.D., M.B.A.



Dr. Jon Suzuki has a Presidential Appointment as Professor of Microbiology and Immunology in the School of Medicine and Professor of Periodontology and Oral Implantology in the School of Dentistry at Temple University, Philadelphia, PA. USA. He also serves as Chairman and Program Director of the Department of Periodontology and Oral Implantology and Associate Dean for Graduate Education at Temple University. He has been Dean at the University of Pittsburgh for a decade, CEO of the University faculty practice plan, and Chief of Hospital Dentistry.

Dr. Suzuki received his D.D.S. from Loyola University of Chicago and Ph.D. in Microbiology from the Illinois Institute of Technology. He completed an N.I.H. Fellowship in Immunology at the University of Washington in Seattle, and a Clinical Certificate in Periodontics at the University of Maryland. His MBA (emphasis on International Affairs) is from the Katz Graduate School of Business of the University of Pittsburgh.

He is a fellow of the American and International College of Dentists, a Boarded Specialist Microbiologist and former Board Examiner of the American College of Microbiology, a Diplomate and current Board Examiner of the International Congress of Oral Implantology, and a Diplomate of the American Board of Periodontology.

Dr. Suzuki is the current Executive Secretary/Treasurer of the Supreme Chapter of Omicron Kappa Upsilon, the national Honorary Dental Society, and has served in this position almost a quarter of a century.

His honors include being named “Alumnus of the Year”, Loyola University of Chicago, “Alumnus of the Year”, Illinois Wesleyan University, “Recognized Alumnus in Biological Sciences”, Illinois Institute of Technology, and “Faculty of the Year”, University of Maryland. Dr. Suzuki won 1st place, Orban Prize Competition of the American Academy of Periodontology and won 1st place in the ADA/Dentsply SCADA Table Clinic Competition.

He is in private practice limited to hospital periodontics in Philadelphia.

Dr. Suzuki has published over 150 papers, chapters, and symposia, 200+ abstracts, and 1 textbook in Medical Technology.

PROF. DR. ASLAN YAŞAR GÖKBUĞET



Prof. Dr. Aslan Y. GÖKBUĞET was born 1957 Adana/TURKEY .He received his dental degree from University of Dicle in 1982. Same year he attended as an assistant professor at Istanbul University Periodontology department. He received his PhD degree at same university 1989. Associated Professor in 1993. Full Professor 1999. Since 1992 he is doing implants Meffert implant Institute educator since 2004 1995-96 visiting professor at Eastman Dental Institute Oral Med. Department, London.

Main Interest; Periodontology, Implantology, Bone grafts and bone surgery, Mucogingival surgery, Systemic disease and dentistry, Dental Lasers, International Memberships, AAP, ICOI (Diplomat), IAP, EFP, Computer Aided Implant Academy (vice-president)

PROF. DR. ATA ANIL



Prof. Dr. Ata Anil graduated from Istanbul University Faculty of Dentistry in 1987. He has worked for 2 years in Periodontology department at the same faculty after graduation. Having worked in Oral Surgery and Prosthesis departments at Mainz University during 1989-1990, he completed his PhD in implantology at Johannes Gutenberg University-Germany in 1994.

He became associate professor in implantology in 1997 at Istanbul University.

He lectured implantology at Berlin-Charite University during 2004-2007. He later on has worked for Steinbeis University in Dental Esthetics and Implantology Master Programs. Since 2012, he is lecturing for implantology curriculum programs of Frankfurt University and Chamber of Dentistry of Mainz-Germany.

Since 1990, he has been practicing mostly implantology and dental esthetics in his own clinic in Istanbul, Turkey.

He has 30 publications to date, 6 of which are international.

He acted as president of Turkish Esthetics Dentistry Academy ("EDAD") during 2007-2013. He is a member of European Academy of Esthetics Dentistry ("EAED") and German Implantology Association ("DGI") and an honorary member of German Oral Surgery Association ("BDO").

DR. ALİ ARİF ÖZZEYBEK



He was graduated Hacettepe University Faculty of Dentistry at 1988. He has attended course of dental implant at University of California on 1991. He has experienced advanced surgical techniques with Dr. Michael Pikos at Tampa (USA) in 1995. At 1996 he has been a diplomatic member of International Congress of Oral Implantology. At the year of 1996 he has established Meffert Implant Institute and ICOI Meffert Study club club with Texas University. Periodontology Headmaster Prof. Dr. Ronald Meffert, and he has been the president of both education center.

He has won the reward of successful young person of Turkey about scientific leadership at 1997 collaboration of Junior Chamber and Hurriyet News. He has represented Turkey at international race.

DR. ALİ ARİF ÖZZEYBEK

At 1998 Dr. Özzezbek have signed the agreement of scientific, cultural Exchange programme between Texas Univ. Faculty of Dentistry-Ronald Meffert Implant Institute. On Practical Periodontics and Aesthetic Academy Journal an article has been written about him and Dr. Ronald Meffert Implant Institute on 1998. (724.Vol.9.No) In the book of “ Real Success Stories from Our Country” which is written by Vedat Akman at 2002, Dr. Özzezbek’s story of success has been included. At 2004 he has build up the Society of Future Science and he is still executing as president. At 2005 he has build up the Society of Meffert Implant Institute and he is still executing as president. ICOI Diplomate -The Ambassadoris circle. He is still working in his clinique as a dentist. He is married and he has two children.

ULI HAUSCHILD, CDT DENTAL DESIGN



Uli Hauschild obtained his degree in Dental Technology in Germany and successfully runs his laboratory in Sanremo, Italy since 1985. Specialized in esthetic and functional prosthesis, he serves an international clientele and looks back on a founded scope of experience with different systems of Computer aided Implantology.

In order to share his knowledge, he gives lectures in post-graduate and master programs at the universities of Padua, Genoa and Varese. He also publishes in various scientific and professional journals and is part of the editorial boards of “Cone Beam Dentistry” the international magazine and “Implant Dentistry” the international journal of oral implantology.

Uli Hauschild has been a speaker for numerous organizations including the Computer Aided Implantology Academy, the International Congress of Oral Implantologists, the German Society of Oral Implantology, the European Association of Dental Implantologists and the European Association of Dental Technology.

He is a member of the International Dental Excellence Laboratory Group, certified referent of the DGOI, Mentor of Siplant Academy and in the board of directors of the Digital Dentistry Society. He is an expert of the Dental Online College and obtained Fellowship and Mastership status of the ICOI.

Both nationally and internationally, he regularly delivers presentations on Implant Dentistry and Computer guided Implantology. As one of the pioneers of computer aided implantology, Uli Hauschild became opinion leader and beta-tester for market leading suppliers.

PROF. DR JIE YANG



Dr. Jie Yang is Professor and Director of Oral and Maxillofacial Radiology, Vice Chair of Department of Oral Pathology, Medicine, and Surgery at Temple University Kornberg School Dentistry. He is also Professor of Radiology at Temple University School of Medicine.

Currently, Dr. Yang is President-elect of American Academy of Oral and Maxillofacial Radiology (AAOMR). He also serves as North American Regional Director and Secretary to the Board of the International Association of Dento-Maxillo-Facial Radiology (IADMFR).

PROF. DR JIE YANG

Dr. Yang was the Councilor for Educational Affairs of AAOMR from 2010-2013. He had served as the Academy's Official Representative to the American Dental Association's Standards Committee from 2003-2012.

Dr. Yang has published numerous articles and research abstracts in the field of dental and medical imaging. He has been serving on the editorial boards of Oral Surgery, Oral Medicine, Oral Pathology, and Oral Radiology, Chinese Journal of Dental Research, and Journal of Investigative and Clinical Dentistry. Dr. Yang has supervised many international visiting scholars and presented lectures worldwide.

DR. DEVORAH SCHWARTZ



Dr. Devorah Schwartz-Arad received her DMD and PhD degrees from the Faculty of Medicine, Hebrew University, Jerusalem, Israel. She is a specialist in Oral and Maxillofacial Surgery and was the senior lecturer in the Department of Oral and Maxillofacial Surgery at the Maurice and Gabriela Goldschleger School of Dental Medicine, Tel Aviv University until 2008.

Dr. Schwartz-Arad's research focuses on immediate dental implantation, bone augmentation procedures for dental implants, the influence of smoking on the success of dental implants, and the impact of anxiety on the recovery process of patients.

Dr. Schwartz-Arad is a member of the Specialty Examination Board for Oral and Maxillofacial Surgery, nominated by the Israel Dental Association Scientific Council, Israel. She is the author or co-author of invited reviews and has published numerous scientific articles and abstracts. She has presented more than 100 papers at scientific meetings and international academic conferences in Israel, Europe and the United-States. She has been awarded several academic and professional awards, including by the Israeli Academy of Sciences and the Israel Cancer Association. Dr. Schwartz-Arad is the author and editor of the book "Ridge preservation & immediate implantation" published by Quintessence in 2012.

Dr. Schwartz-Arad is the owner and senior surgeon of Schwartz-Arad Day-Care Surgical Center, Maxillo-Facial Surgery, Advanced Implantology, Periodontology & Endodontology, Ramat-Hasharon, Israel. Dr. Schwartz-Arad is also an active member of the European Academy of Esthetic Dentistry.

PROF. DR. BURAK YILMAZ



Education

Ph.D., Ankara University College of Dentistry, Department of Prosthodontics, Ankara, Turkey, 2007.

June 2014 - Present Associate Professor with Tenure, The Ohio State University College of Dentistry Department of Restorative Sciences and Prosthodontics, Columbus, OH,

Sep 2010 - June 2014 Tenure-track Assistant Professor, The Ohio State University, College of Dentistry Department of Restorative and Prosthetic Dentistry, Columbus, OH

Book Chapters

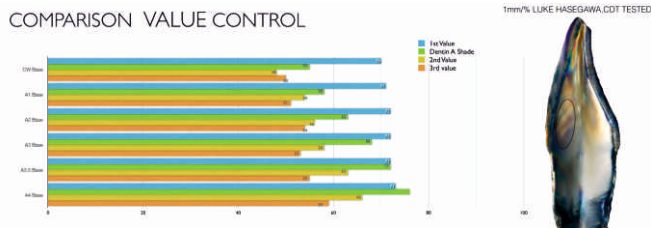

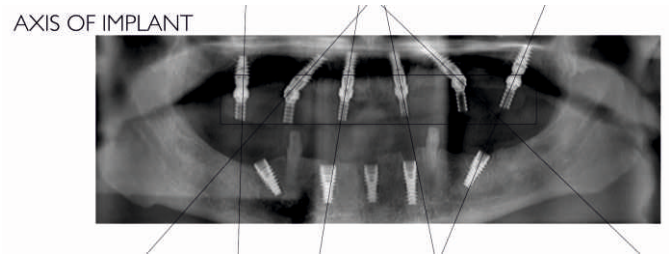
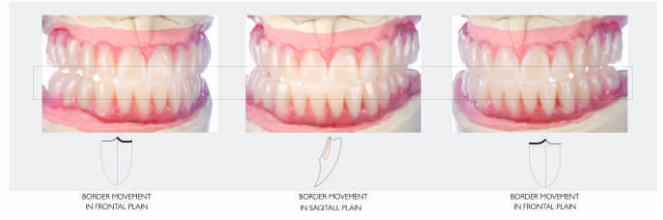
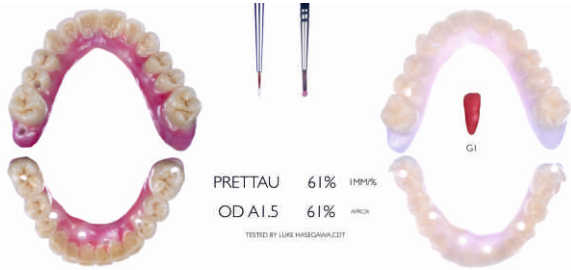
Yilmaz B, McGlumphy EA. Implant Dentistry in: Contemporary Fixed Prosthodontics. 5th ed. Mosby; St.Louis

Editorships & Reviews

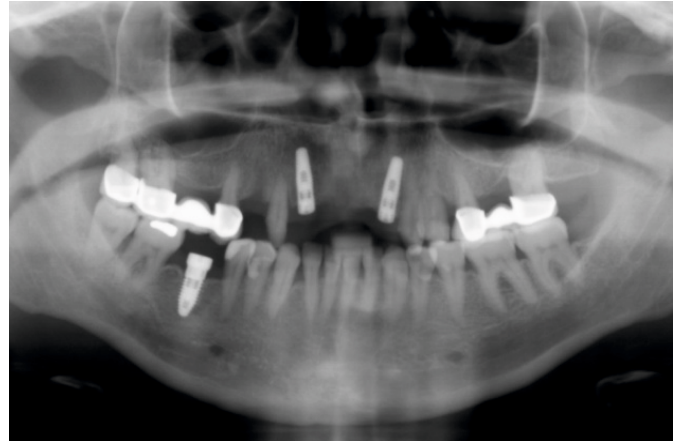
- The Journal of Prosthetic Dentistry, Editorial Board Member Feb 2013
- World Journal of Stomatology, Editorial Board Oct 2012
- Acta Odontologica Scandinavica, Peer Reviewer
- Gerodontology, Peer Reviewer
- International Journal of Oral Science, Peer Reviewer
- Journal of Esthetic and Restorative Dentistry, Peer Reviewer
- Journal of Prosthodontics, Peer Reviewer
- Journal of Dentistry, Peer Reviewer
- The Journal of Dental Biomechanics, Peer Reviewer

Awards

- 2010, The Ohio State University College of Dentistry Student Government Teaching Award.
- 2011, The Astra Tech Investigator Initiated Study (IIS) Award in the category of Basic Research with the study entitled "Displacement of screw-retained restorations into implants with tapered internal connections"
- 2013, The Ohio State University College of Dentistry Student Government Teaching Award.
- 2013, The Ohio State University College of Dentistry Outstanding Instructor Class of 2013
- 2013, Larry J. Peterson Young Educator's Award
- 2014, The Ohio State University College of Dentistry Paper of the Year Award in the category of Basic Research, "Displacement of screw-retained restorations into implants with tapered internal connections"
- 2014, The Ohio State University College of Dentistry Outstanding Instructor Class of 2014
- 2015, The Ohio State University College of Dentistry Student Government Teaching Award.



Soft Tissue Augmentation around Implants



23.09.2010



There is no enough
tissuewidth under
the bridge

23.03.2011



Tissue condition
after connective
tissue greftingin
buccalarea of 12
and 22

01.07.2011



Tissue condition
after autogenbone,
membrane
application and
pedicle connective
tissue grefting
between 11-21.

23.09.2010



23.03.2011



01.07.2011



2010



2011



2014



REGISTRATION FORM

Family Name :	First Name :
Phone :	E-mail : @
Address :	
City :	Country :

Regirtaion Fess	On or Before	After
	25.12.2015	25.12.2015
5 night accomadation breakfast, lunch, dinner and scientific program rooms are double	1000 €	1250 €
For single room, price difference per night is 50 € x ... =€		
Accommodation of guests who doesn't attend the program per night in double room is 75 € x ... =€		
Total Amount =€		

CREDIT CARD

MasterCard Visa American Express

Card Number

Billing Zip Code

CVV No *Signature:*

Expiration Date /

10% of registration fee will be refunded if requested on or before September 15, 2015. Cancellations after this date are non-refundable. Anyone requesting a refund must complete a Refund Request Form. Please contact the central office via email at meffert@meffertimplant.com

WAYS TO REGISTER

1. Online at www.meffertimplant.com
2. Registration Form: Complete information below and fax to +903124273631
3. Wire Transfer:

BANK NAME : GARANTİ BANK

€ IBAN : TR73 0006 2000 1070 0009 0913 61

\$ IBAN : TR19 0006 2000 1070 0009 0926 24

BRANCH NAME : TUNALIHİLMİ

BRANCH CODE : 107

COUNTRY : TURKEY

SWIFT : TGBATRIS

Please consider your banking fees to ensure payment received is for full amount due. Be sure to identify your name and description of payment (what and who the payment is for) for correct and prompt processing of your payment. Also, please e-mail any additional supporting documentation that applies to your wire transfer to meffert@meffertimplant.com

The
ESTHETICS
BONE&SOFT TISSUE-IMPLANT-TEETH-CAD&CAM

PROF. DR. NASSER BARGHI | USA
PROF. DR. JON. B. SUZUKI | USA
PROF. DR. NORMA OLVERA | USA
PROF. DR. HANS MALMSTRÖM | USA

PROF. DR. JIE YANG | USA
PROF. DR. ASLAN GÖKBÜGET | TURKEY
PROF. DR. ATA ANIL | TURKEY
PROF. DR. BURAK YILMAZ | USA

DR. DEVORA SCWARTZ | ISRAEL
DR. ALİ ARİF ÖZZEYBEK | TURKEY
ULI HAUSCHILD CDT DENTAL DESIGN | ITALY
LUKE HASEGAWA, CDT ORAL DESIGN | USA



APRIL 25-30, 2016
BODRUM, TURKEY



for more information
call the +90 506 246 28 56
send an e-mail to meffert@meffertimplant.com
or visit www.meffertimplant.com



Meffert Implant Institute
Education Program



Torba Borough Heredot Boulevard No.15
Bodrum, Muğla, TURKEY
Telephone: +90 252 337 11 22

Hotel Place in Google Maps



37.094718, 27.491932