

# REIMAGINING THE HOME THEATER

The LG Direct View LED Home Cinema Display



# HOME CINEMA DISPLAYS

Previously reserved for commercial use, the brilliance of direct view LED displays come home.

The LG indoor fine-pitch direct view LED (DVLED) home cinema display allows viewers to immerse themselves in the captivating brilliance, vibrant color, wide contrast ratio, and breathtaking screen size of their commercial counterparts, but in a more intimate setting - ***your home.***

Available in various sizes and performance levels, LG's home cinema displays take the guess work out of configuring which DVLED screen is right for you. From 2K to 8K configurations with screen sizes from 108" to a showstopping 325", these solutions come with virtually everything you need, except the popcorn.\*

## THE LG DIFFERENCE

An amazing display is only the beginning of this story.

When creating these preconfigured displays, LG took virtually everything into consideration. Each solution includes all of the display's components and an intelligent controller that makes system operations a breeze. These components ship in custom-designed ATA flight cases to make sure everything arrives safe and sound.

A sophisticated controller and LG's webOS™ deliver advanced multi-view options and simplified system integration.

LG's webOS features a Quad-Core SoC design that can execute several tasks to provide smooth content playback from connected base-band high-resolution video sources, the built-in media player, or video streaming decoder. Select controllers have 3.6GB of storage for applications and content. For added convenience, a remote control with an intuitive user interface puts system and image control in the palm of your hand.

***Each display includes an advanced controller that gives users added features and system control.***

- Onscreen user-interface to simplify system control
- Remote control (adjust brightness, picture, mode, active input, CMS configurations, Multi-view settings, etc.)
- Automatic brightness adjustment based on ambient lighting (light sensor included)
- Onboard CMS (storage, scheduling, playback)
- AVC H.264 and HEVC H.265 Video Decoding of RTSP streaming video
- Screen sharing (Miracast and WiDi Wireless Display)

**Compatibility with popular AV control systems.**

LG's DVLED home cinema display can seamlessly integrate with most professional AV control systems and are certified Crestron Connected®.

**Each display is backed by LG's ExtendedCare, TotalCare support, and ConnectedCare software.**

LG provides 5 years of LG ExtendedCare limited warranty support, 3 years of TotalCare on-site health checks, a 3-year ConnectedCare software subscription and on-site training by LG authorized staff. ***Learn more on pages 22-23.***



# CHOOSING THE DISPLAY THAT'S RIGHT FOR YOU

LG has simplified the selection process by configuring display solutions by  
RESOLUTION, DISPLAY SIZE, and PRODUCT FAMILY.

**RESOLUTION.** Displays are available in 2K FHD, 4K UHD, and 8K UHD. Additional options include Dual2K and Dual4K UltraStretch that provide unique configuration possibilities, including a side-by-side 32:9 display.

**DISPLAY SIZE.** While the 8K UHD MICRO display features a jaw-dropping 325" diagonal, the 2K and 4K displays are offered in a variety of screen sizes to suit your needs.

**PRODUCT FAMILY.** Based on budget, installation demands, or performance criteria, three different display types are available.

*LG's 0.9mm pixel pitch DVLED panels deliver content in stunning detail and depth.*

---

Featuring a pixel-pitch of just 0.93mm, Deep Black technology, LG's HDR10 Pro2, and an impressive 150,000:1 (@10 lux) contrast ratio, this LG display configuration delivers content in breathtaking realism. Extremely wide viewing angles deliver off-axis viewing that isn't compromised. Its finished coating resists reflection, glare, and fingerprints while protecting the screen from direct impact. Cable-less connectivity between the panels makes installation a breeze, while new technology can lower power consumption.

*LG's 1.2mm pixel pitch DVLED panels combine advanced 3rd Gen technology with cable-less connectivity between panels.*

---

LG's innovative 1.2mm pixel pitch DVLED panel with cable-less connectivity between the panels simplifies installation. Featuring an advanced 3rd Generation 4-in-1 LED Surface Mount Design, this display can deliver uncompromised brightness and high contrast ratios for amazing lifelike images, even in high ambient light situations. LG's HDR10 Pro2 adds enhanced dynamic tone mapping provide an amazing color spectrum of over one billion color possibilities. Ruggedized pixel design enhances overall durability.

*LG's 1.5mm pixel pitch DVLED panel blends seamlessly into most environments.*

---

This ultra-thin 1.5mm pixel pitch DVLED panel features a slim 37.5mm deep cabinet that blends seamlessly into any environment. The 1.5mm pixel pitch was chosen to optimize viewing based on screen size and viewing distance.

\* As with all displays, mounting hardware is sold separately.

**NOTE:** All screen images throughout this document are simulated for illustrative purposes only.

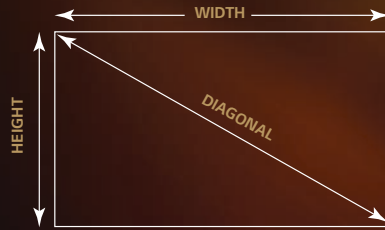
**IMPORTANT:** Additional hardware may be required for multiple source content.

# LG SIMPLIFIES CHOOSING THE RIGHT HOME CINEMA DISPLAY

The solutions in this catalog aim to simplify the selection process by creating pre-configured complete displays that will satisfy a wide-range of room installation possibilities and deliver an amazing home theater experience.

## SPEAKING DIRECT VIEW LED

DVLED displays differ from their LCD counterparts in many ways. Understanding these key specifications will help guide you through the selection process of choosing the LG display that's right for your needs.



## DIMENSIONS

The width, height, and diagonal length represent a display's total dimensions, which are shown in inches, feet, and millimeters. LG offers direct view LED displays in many sizes to meet the needs of your installation requirements.

DIAGONAL  
81"

**DIAGONAL** A subset of the display's dimensions, a screen's diagonal size is the length, in inches, from one corner of the display to the opposite diagonal corner.

PANEL ARRAY  
3x3  
(1 total panel)

**PANEL ARRAY** The direct view LED display is made up of an array of panels stacked together. The number of panels in each row and column are shown (R x C).

BRIGHTNESS  
1,200 nits

**BRIGHTNESS** Measured in "Nits," brightness refers to the display's maximum potential brightness when set to 100% brightness while showing a full-white test pattern. The display can be set to any relative brightness less than this to best suit the space in which it is installed.

RESOLUTION  
1920x1080

**RESOLUTION** Resolution is defined by two numbers, the total number of columns of pixels (width) and rows of pixels (height). As an example, a 4K UHD display could have a resolution of 3840 x 2160.

PIXEL PITCH  
0.93 mm

**PIXEL PITCH** The screen of a direct view LED utilizes coarse pixel spacing. The distance between the individual pixels defines the display's pixel-pitch. Knowing the minimum viewing distance can guide the overall display size and required pixel-pitch. LG offers solutions in many sizes and pixel-pitches to help ensure that each display delivers optimal performance regardless of installation criteria.

ENVIRONMENT  
IP20

**ENVIRONMENT** Environmental conditions help define which direct view LED display will perform well in outdoor locations and those suited for indoor use only. Criteria include an IP rating suitable for outdoor use (IP65) and a brightness rating that produces a vibrant image, even in direct sunlight (> 5,000 Nits).

POWER  
1,035W<sub>MAX</sub>

**WEIGHT** Understanding the total weight of the display will determine the amount of actual support needed by the wall to support each display properly. LG offers a variety of display options, including those that feature lightweight panels.

WEIGHT  
139 lbs

**POWER** A display's total maximum potential wattage draw is known as Power Load. To ensure safe operation, power circuit provisioning should comfortably meet this requirement regardless of brightness levels or content demands.

HEAT  
3,537 BTU/hr

**HEAT** As with anything electric, displays give off heat. Heat Load tells us the amount of heat that the display could produce. For unique installations, extra ventilation may be appropriate.


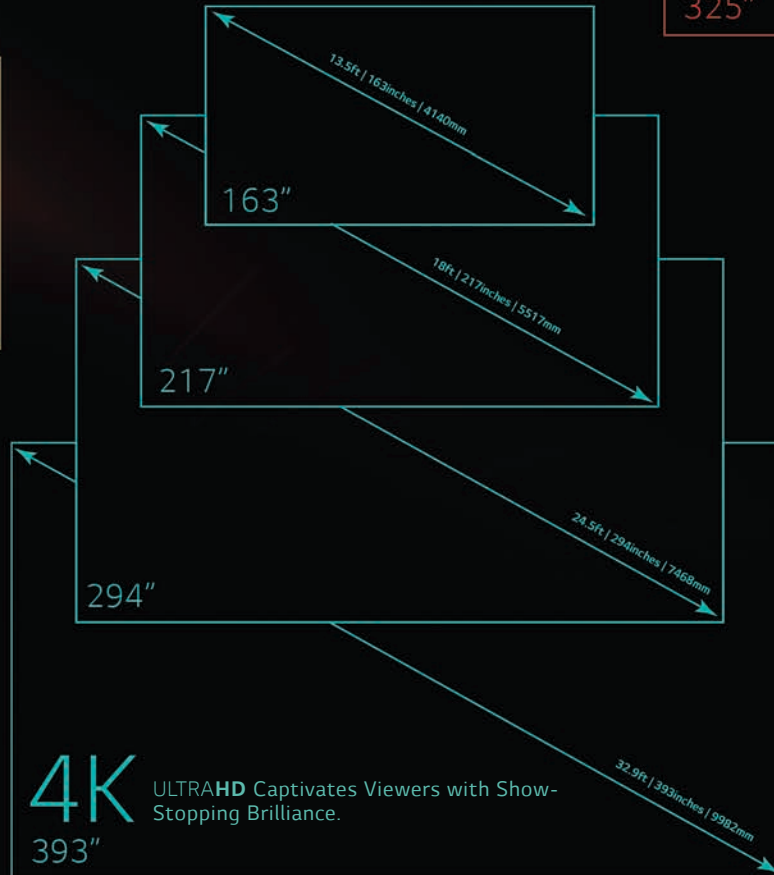
VIEW DISTANCE  
5-6 ft minimum

**MINIMUM RECOMMENDED VIEWING DISTANCE** The minimum distance LG recommends between the viewer and the screen to enjoy moving content based on pixel pitch.

LG INDOOR

# DVLED HOME CINEMA DISPLAY

Choose The Ideal Resolution and Screen Size to Fit Your Needs





2K FULLHD 108"





## 2K FULLHD DISPLAY SIZES

NOT ALL 2K DISPLAYS  
ARE CREATED EQUAL

*LG's direct view fine-pitch LED delivers 2K with breathtaking realism.*

With a total of four size configurations from which to choose, there is a 2K option that will almost certainly suit your needs. Rest assured, however, that no matter which one you select, your audience will be captivated by the brilliance, high contrast ratio, and broad color spectrum of an LG LED display.

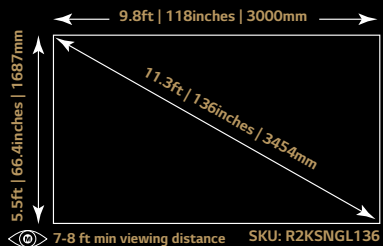
Choose from displays that blend seamlessly into almost any environment. Some sizes feature Third Generation 4-in-1 LED Surface Mount design, while others feature advanced Deep Black technology with an impressive 150,000:1 (@10 lux) contrast ratio that delivers content in breathtaking realism.

If your needs call for two displays, LG offers Dual2K Ultra Stretch formats that provide a seamless, double-wide viewing experience.



DUAL2K ULTRA STRETCH 196"

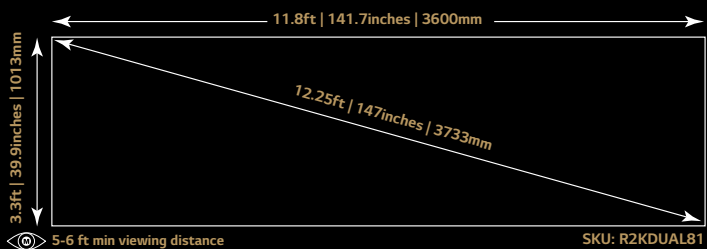
## 2K FULLHD 136"



RESOLUTION	1920x1080	BRIGHTNESS	800 nits	PANEL ARRAY	5x5 (1 total panel)
PIXEL PITCH	1.56 MM	ENVIRONMENT	IP30	WEIGHT	287 lbs
ASPECT RATIO	16:9	POWER	3,750W <sub>MAX</sub>	HEAT	12,804 BTU/hr



## dual2K ultra stretch 147" (2 x 81")



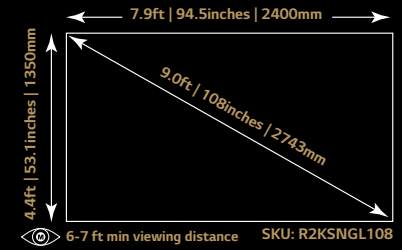
RESOLUTION	3840x1080	BRIGHTNESS	1,200 nits	PANEL ARRAY	6x3 (1 total panel)
PIXEL PITCH	0.93 MM	ENVIRONMENT	IP20	WEIGHT	278 lbs
ASPECT RATIO	32:9	POWER	2,070W <sub>MAX</sub>	HEAT	7,074 BTU/hr







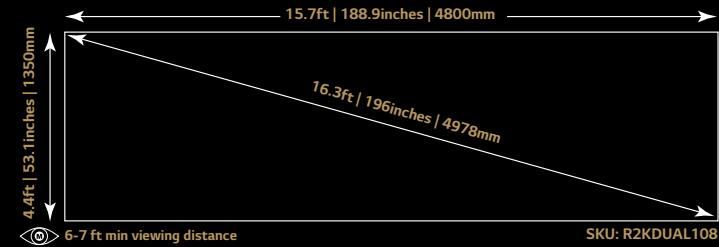
## 2K FULLHD 108"



RESOLUTION	1920x1080	BRIGHTNESS	1,200 nits	PANEL ARRAY	4x4 (1 total panel)
PIXEL PITCH	1.2 MM	ENVIRONMENT	IP20	WEIGHT	257 lbs
ASPECT RATIO	16:9	POWER	1,792W <sub>MAX</sub>	HEAT	6,128 BTU/hr



## dual2K<sup>ultra</sup> stretch 196" (2 x 108")



RESOLUTION	3840x1080	BRIGHTNESS	1,200 nits	PANEL ARRAY	8x4 (1 total panel)
PIXEL PITCH	1.2 MM	ENVIRONMENT	IP20	WEIGHT	515 lbs
ASPECT RATIO	32:9	POWER	3,584W <sub>MAX</sub>	HEAT	12,256 BTU/hr



4K ULTRAHD 163"



# 4K ULTRAHD DISPLAY SIZES

## 4K DISPLAYS THAT CHALLENGE CONVENTION

*LG's 4K fine-pitch DVLED home cinema display brings home the WOW factor with four different size and format choices.*

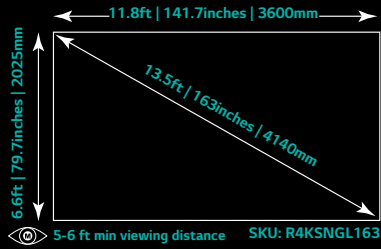
LG has put together four unique 4K home cinema display configurations that were created for those that simply want more of a good thing.

Choose from displays that blend seamlessly into almost any environment or advanced 1.2mm pixel pitch displays that feature 3rd Generation 4-in-1 LED Surface Mount Design. LG's 0.9mm pixel pitch displays with Deep Black Technology and an impressive 150,000:1 (@10 lux) contrast ratio deliver content in breathtaking realism.

If your needs call for two displays, LG offers Dual2K Ultra Stretch formats that provide a seamless, double-wide viewing experience.




# 4K ULTRAHD 163"



<b>RESOLUTION</b>	3840x2160	<b>BRIGHTNESS</b>	1200 nits	<b>PANEL ARRAY</b>	6x6 (1 total panel)
<b>PIXEL PITCH</b>	0.93 MM	<b>ENVIRONMENT</b>	IP20	<b>WEIGHT</b>	556 lbs
<b>ASPECT RATIO</b>	16:9	<b>POWER</b>	4,140W <sub>MAX</sub>	<b>HEAT</b>	14,148 BTU/hr



# dual4K<sup>ultra</sup> stretch 294" (2 x 163")

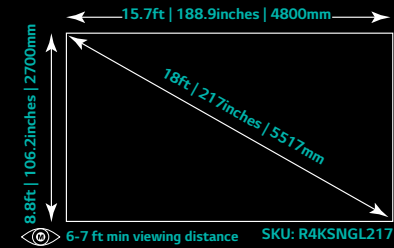


<b>RESOLUTION</b>	7680x2160	<b>BRIGHTNESS</b>	1200 nits	<b>PANEL ARRAY</b>	12x6 (1 total panel)
<b>PIXEL PITCH</b>	0.93 MM	<b>ENVIRONMENT</b>	IP20	<b>WEIGHT</b>	1,111 lbs
<b>ASPECT RATIO</b>	32:9	<b>POWER</b>	8,280W <sub>MAX</sub>	<b>HEAT</b>	28,296 BTU/hr





## 4K ULTRAHD 217"

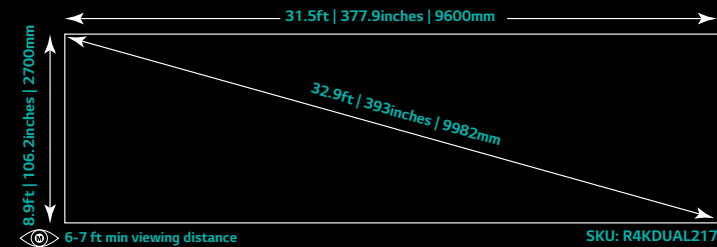


SKU: R4KSNGL217

RESOLUTION	3840x2160	BRIGHTNESS	1200 nits	PANEL ARRAY	8x8 (1 total panel)
PIXEL PITCH	1.2 MM	ENVIRONMENT	IP20	WEIGHT	1030 lbs
ASPECT RATIO	16:9	POWER	7,168W <sub>MAX</sub>	HEAT	24,512 BTU/hr



## dual4K ultra stretch 393" (2 x 217")



SKU: R4KDUAL217

RESOLUTION	7680x2160	BRIGHTNESS	1200 nits	PANEL ARRAY	16x8 (1 total panel)
PIXEL PITCH	1.2 MM	ENVIRONMENT	IP20	WEIGHT	2,060 lbs
ASPECT RATIO	32:9	POWER	14,336W <sub>MAX</sub>	HEAT	49,024 BTU/hr



8K ULTRAHD 325"





## 8K AWESOME

### THE UNCOMPROMISED DIRECT VIEW LED DISPLAY

*LG's 8K display delivers "LARGER THAN LIFE" images in stunning detail.*

This magnificent 8K display is the perfect choice for businesses looking to create a "larger than life" atmosphere, thanks to the incredible impact of an 8k display with a massive 325" screen. It features a pixel-pitch of just 0.93mm, LG's Deep Black Technology, and an impressive contrast ratio of 150,000:1 (@10 lux). Add in the power of an Alpha 7 processor and LG's HDR10 Pro2, and you'll see images as the content creator intended, with vivid colors, breathtaking contrast, and ultra-fine detail.

For a viewing experience like no other, LG's 8K DVLED home cinema display truly puts "the theater" in home theater.

# 8K ULTRAHD 325"

23.6ft | 283.5in | 7200mm

RESOLUTION	7680x4320	ASPECT RATIO	16:9
PIXEL PITCH	0.93 MM	VIEW DISTANCE	5-6 ft minimum
BRIGHTNESS	1200 nits	PANEL ARRAY	12x12 (1 total panel)
ENVIRONMENT	IP20	WEIGHT	2,222 lbs
POWER	16,560W <sub>MAX</sub>	HEAT	56,592 BTU/hr

13.3ft | 159.4in | 4050mm



SKU: R8KSNGL325

## ALPHA 7 INTELLIGENT PROCESSOR OPTIMIZES IMAGE QUALITY

The AI-Powered a7 processor recognizes and analyzes the original content and optimizes image clarity and sharpness. It also works with an image sensor to optimize the display brightness level to changing ambient light conditions.

## DEEP BLACK TECHNOLOGY DELIVERS AMAZING CONTRAST AND VIVID COLORS

This jaw-dropping display applies LG's full black coating technology to deliver deeper black levels than conventional package LED displays.

This advancement can reveal enhanced color reproduction and more precise detail, thanks to an impressive 150,000:1 (@10 lux) contrast ratio.<sup>1</sup>


1) Based on LG's conventional LED displays  
2) HDR10 Pro is LG's HDR solution for processing HDR signal by using enhanced dynamic tone mapping.







IMAGINE WATCHING YOUR FAVORITE  
MOVIE OR SPORTING EVENT IN  
8K MAGNIFICENCE  
ON A MASSIVE  
**325" SCREEN!**



**VIVID COLOR EXPRESSION  
POWERED BY HDR10 AND  
ENHANCED BY LG'S HDR10  
PRO<sup>2</sup>**

LG's HDR10 Pro<sup>2</sup> adds enhanced dynamic tone mapping to deliver a color spectrum of over one billion color possibilities.

---

**WIDE 160° HORIZONTAL AND VERTICAL VIEWING ANGLES  
GIVE EVERYONE THE "BEST SEAT IN THE HOUSE."**

Wide 160° horizontal and vertical viewing angles minimize off-axis viewing color distortions and ensure that viewers will see an immersive image virtually anywhere they sit.

**RUGGED DESIGN FOR ADDED PEACE OF MIND**

Several coated film layers help protect the LED chips from dust, static electricity, or physical impact. This rugged design also reduces glare and fingerprints.

**CRESTRON COMPATIBLE AND ADVANCED CONTROLLER MODULE.**

LG's 8K home cinema display is Certified Crestron Connected<sup>®</sup> and is compatible with various professional AV control systems to provide virtually seamless integration and network-based control, making it easier to set up and start watching. It also features a 4K UHD LED Controller Module, remote control, video scaling, 3.6GB memory, and Wi-Fi for screen sharing.

## MAKING A COMPELLING CASE FOR A **COMPELLING** **DISPLAY**

While some may say **ATA CERTIFIED FLIGHT CASES** are overkill, LG believes they make perfect sense. After all, a premium display deserves premium treatment. Each display comes in these highly protective cases that feature custom packaging to ensure that your system arrives without issue – free from damage or missing parts. LG even considered each case's exterior, using customized badging that reflects the quality of the system contained within.



# PREMIUM WARRANTY AND ADVANCED SERVICES

DESIGNED TO KEEP YOUR  
SYSTEM RUNNING SMOOTHLY

- **5 YEARS OF OUR EXTENDED CARE PREMIUM WARRANTY SERVICE** - a two year extension to the three-year LG manufacturer's limited warranty that typically comes with LG's other large-format display products.
- **3 YEARS OF LG TOTAL CARE HEALTH CHECKS** - two visits per year by an LG authorized professional starting with a complete pre-inspection prior to installation and continuing with regular LG system check visits to ensure that all LG components are performing to specification.
- **3 YEAR SUBSCRIPTION TO LG CONNECTED CARE SYSTEM SOFTWARE** - allows you (or your system integrator) to remotely monitor the status of your system, monitors any fault diagnosis, and deliver remote-control services, enabling stable operation and virtually seamless service.
- **OPTIONAL SERVICES** - LG White Glove Replacement Service provides an LG authorized technician to visit on site to investigate warranty issues, collaborating with your system integrator to repair any issues or swap any defective components. LG Professional Remote Monitoring provides our ConnectedCare system surveillance done completely by LG professionals who will contact you in the event of any system issues and expedite any service calls.

## **YOUR DISPLAY SHIPS COMPLETE TO SIMPLIFY SYSTEM SETUP.**

Each display ships with the required LG components. We also include 5% ADDITIONAL SPARE PARTS, including modules, receiving cards, power supplies, and HUB boards. We also include a service tool to make installation and maintenance a breeze.

To get acquainted with the ins and outs of your home cinema display, LG will provide ON-LOCATION TRAINING by a certified Field Engineer/Trainer.

<sup>1</sup> Based on LG's conventional LED Signage

<sup>2</sup> HDR10 Pro is LG's HDR solution for processing HDR signal by using enhanced dynamic tone mapping.

© Copyright 2021 ©LG Electronics USA, Inc. All rights reserved. LG and the LG logo are registered trademarks of LG Corp. All other trademarks are the property of their respective owners. Prices, promotions, and availability may vary by dealer. The information contained herein is subject to change without notice. All screen images are simulated. All screen sizes are measured diagonally.  
CAT\_DVLED\_HomeCinema\_102050\_LR

