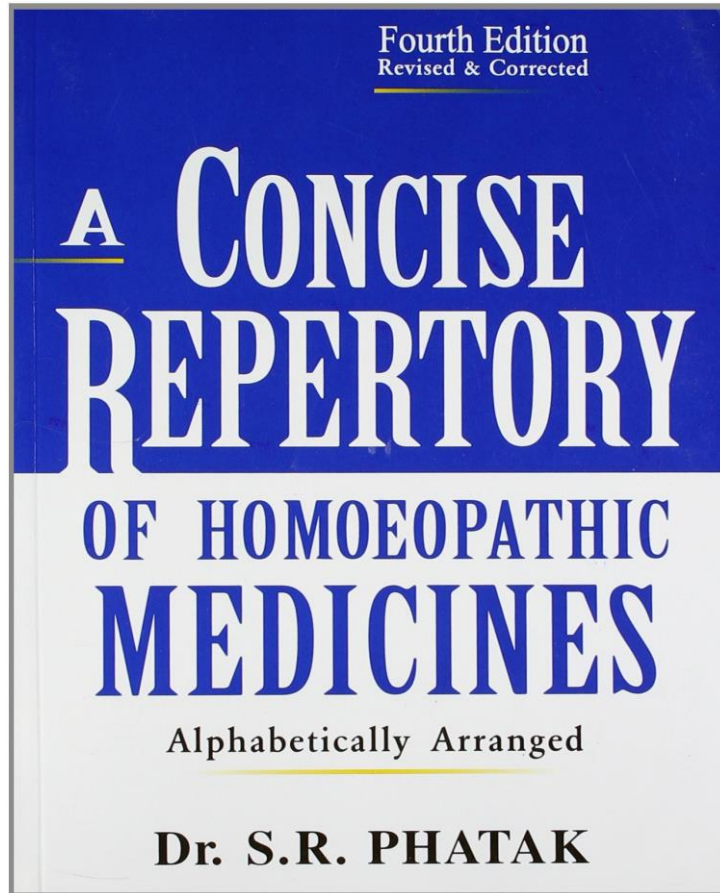


The Concise Repertory Of Homoeopathic Medicines



Made By:-
Dr. Seema Gupta

CONTENTS

Topics	Page No.
▶ Dr. Phatak's Life and Work	3-4
▶ Introduction	6
▶ Editions	7
▶ Historical Background	8
▶ Typography	9
▶ Construction of the repertory	10-19
▶ Philosophical Background	20
▶ Advantages	21-23
▶ Limitations	24
▶ References	27



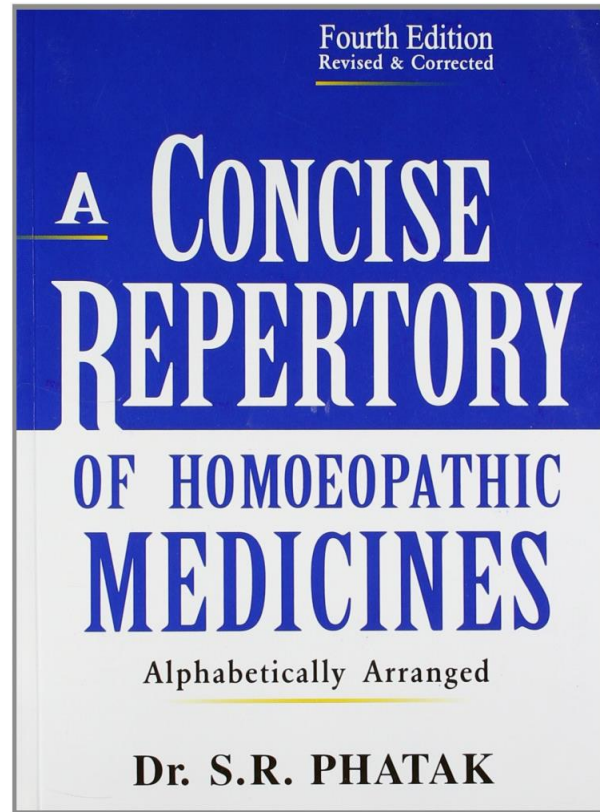
DR. PHATAK'S LIFE AND WORK

- ▶ A pioneer of Homoeopathy in Maharashtra, Dr Shankar Raghunath Phatak was born on 6th September, 1896.
- ▶ Dr. Phatak was basically an **allopathic doctor** with M.B.B.S. degree. He was not satisfied with allopathic treatment. He was convinced about Homoeopathy while going through Sir William Osler's writings on 'History of Medicine' so switched over to an entirely Homoeopathic Practice in 1932. He also started working on Homoeopathic literature along with his Practice.
- ▶ He had sound knowledge about Homoeopathic organon and philosophy, Materia Medica and various repertories.

► Dr. Phatak had also contributed many other books in Homoeopathy. Other Literary Contribution of Dr. Phatak are:

- 1) Materia Medica of Homoeopathic Medicines by Dr. S.R. Phatak (English) – July 1977.
- 2) Repertory of Biochemic Remedies (English)
- 3) Homoeopathic Materia Medica (Marathi).
- 4) Repertory of Homoeopathic Medicines (Marathi).

A CONCISE REPERTORY OF HOMOEOPATHIC MEDICINES(PHATAK'S REPERTORY)



INTRODUCTION:-

- ▶ A Concise Repertory of Homoeopathic Medicines by Dr. S. R. Phatak is an alphabetized re-working of Boger and Boenninghausen. It is an enlarged and improved version of the 'Repertory part of Synoptic key to Materia Medica' by C.M. Boger.
- ▶ It is an alphabetical clinical repertory and a concise reference work.
- ▶ No drug is given unless the Dr. Phatak has cured in his own practice or unless there is strong justification provided by authors like Boger, Kent, Clarke and remedies for a particular rubric have been reduced to minimum by a careful selection.
- ▶ It is a post kentian repertory(middle time repertory).

EDITIONS:-

► **Year of publishing:**

- 1st edition: 1963
- 2nd edition: 1977 published with the help of Dr. P. Sankaran
- Reprint edition: 1994
- 3rd edition: 2000 (New additions are marked with '+' mark).
- 4th edition: 2005

HISTORICAL BACKGROUND:-

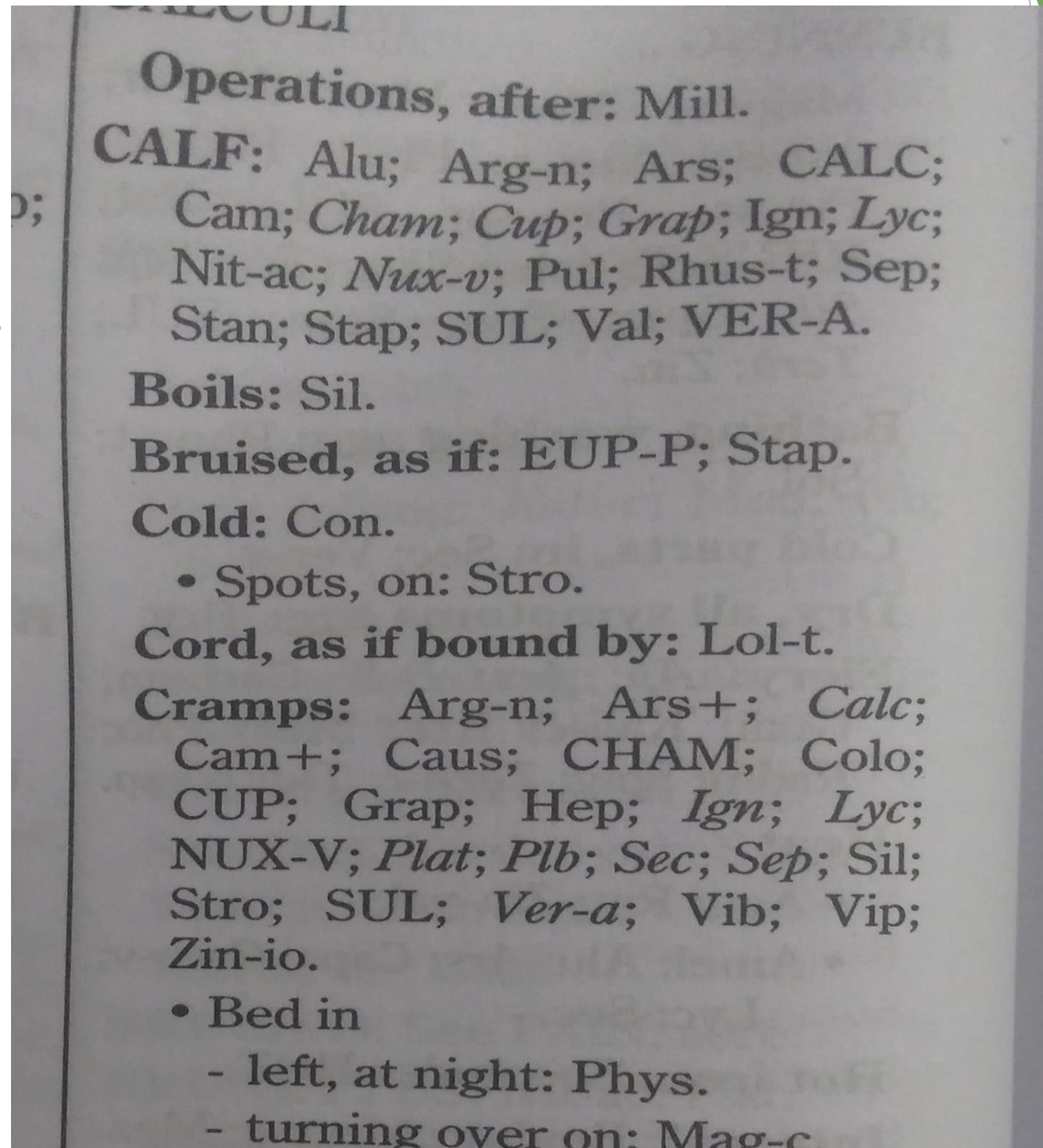
- ▶ The idea of handy concise alphabetically arranged repertory seems to be of Dr Phatak's , but because of ill health he was unable to contribute much. His friend Mr. S.L. Kapadia, who knew about the idea, unexpectedly came to his help. One day he came to the author, with a skeleton copy of this work and asked the author to fill up the gaps, check and recheck it. This skeleton work was prepared from the authors rough draft notes of Marathi repertory.
- ▶ Thus after the initiative pain taken by Mr. Kapadia, Dr. Phatak arranged the work properly rewrote it and made many additions. Then Dr. Miss Homai Merchant , his student, typed up the copy for repertory, afterwards with his son's help, 1st edition was published. Few years later Dr. P. Sankaran added few new rubrics, remedies and published 2nd edition of book.

TYPOGRAPHY:-

► Gradation of Remedies

➤ 3 grades:-

- 1st grade: **CAPITAL BOLD**
- 2nd grade: *Italics*
- 3rd grade: Roman

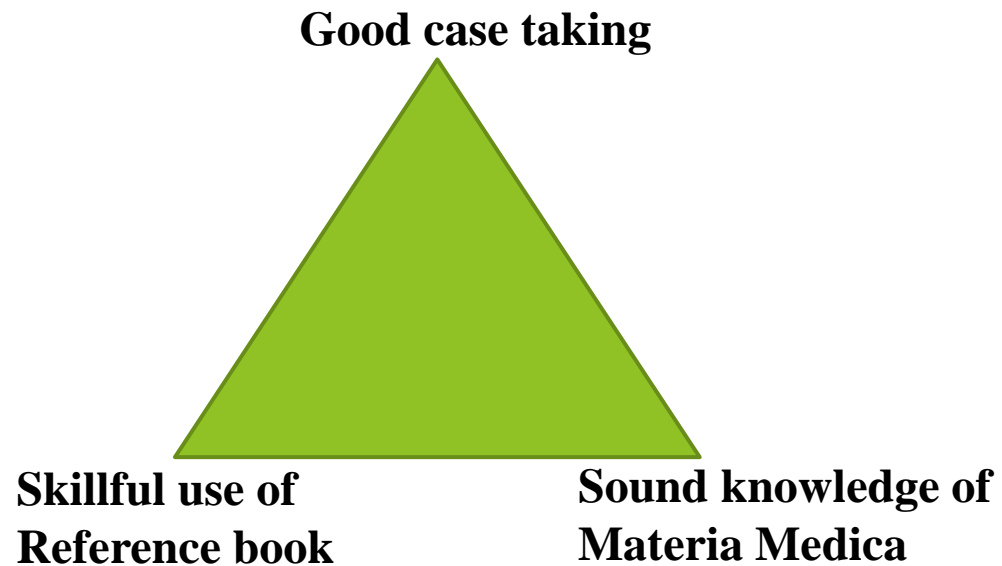


CONSTRUCTION OF THE REPERTORY:-

- This repertory has:
 1. Preface to the 1st edition by S.R. Phatak.
 2. Preface to the 2nd edition published by P. Sankaran.
 3. Preface to the 3rd edition by D.S. Phatak.
 4. Publishers note to the fourth edition.
 5. List of abbreviations.
 6. Lastly Repertory proper.

Preface Part:-

- ▶ Arrangement of rubric is strictly alphabetical from **Abdomen** to **Zygomae**.
- ▶ In preface Dr. Phatak says, “Prescribing in Homoeopathy is both science and art.” Three prerequisites are required for this:



- ▶ This repertory is a concise one and not exhaustive as repertories like by Kent, Boenninghausen and others. But it is aimed at reducing the burden of prescribing by serving as a handy and useful reference book.
- ▶ There are no definite sections. The plan is in alphabetical order and covers heading like Mental generals, Modalities, Organs and their subparts. So finding appropriate rubric is easy.
- ▶ All the physiological and pathological conditions such as appetite, aversions, desires, nausea, thirst, fever, pulse etc. are in alphabetical order.
- ▶ Cross-references given wherever necessary, indicated by CAPITALS. In each main rubric all important symptoms, their concomitants and modalities are given. Depending on the totality of symptoms try and find a symptoms from a particular organ and if not found refer to the general conditions.

- **Causations** are given under agg. both general and particular. For general modalities the words AGG. and AMEL. in CAPITALS while under particulars rubrics written ordinary Agg. & Amel.

CHANGE OF POSITION
AGG: *Caps*; Carb-v; Chel; Con;
Euphor; *Fer*; Lach; Lyc; Pho;
Pul; Samb.
AMEL: Agar; Ars; Cham; IGN;
Meli; *Nat-s*; Pho-ac; Pul; Pyro;
 RHUS-T; *Sep*; Syph; *Val*; Zin.
Legs drawn up, when: Hell.
Lying long in one, after agg:
 Nat-s.

CHANGE OF TEMPERATURE
 or weather, on-coming
 storms etc
AGG: Agar; Ars; Calc-p; Carb-v;
Dul; *Gel*; Hypr; Lach; Mag-c;
 Mez; Nat-c; Nit-ac; Nux-m;
 Petr; *Pho*; *Psor*; Pul; Ran-b;
Rhod; RHUS-T; Rum; Sabi;
Sep; *Sil*; Sul-io; Tub; Verb.

COUGH
Dancing agg: Pul.
Daytime only: Rum; Thu.
 • Long spells, with: Vio-o.
Deep: Dros; *Hep*; Lyc+; Spo;
 Stan; Ver-a; Verb.
 • Breathing
 - agg: Bell; Bro; Con; Cup;
 Grap; Lyc; Stic.
 - amel: Pul; Verb.
Descending agg: Lyc.
Diarrhoea, amel: Buf.
Drinking
 • Agg: Ars; Bry; Dros; Hyo;
 Meph; Psor.
 • Amel: Op; Spo.
Drunkards, of: Coc-c+; Stram.

- Appearance of symptoms on one side, symptoms going upwards and downwards etc. are given under directions of symptoms.

CHEST	52	CHEST
CHEST		CHEST
Arms, into: Bry; Dig; Dios; Latro.		Upward: Ars; Calc; Caus; Lach; Mang; Mur-ac; Thu.
• Right: Pho.		• Right: Arn; Plat; Thu.
Backward, extending: Ars; Bry; Calc; Caps; Carb-v; Chel; Con; Cup; Kali-bi; Kali-io; Lil-t; Merc; Nat-m; Pho; Sep; Spig; Sul; Ther.		- to left: Petr.
• Right: Aco; Ars; Carb-v; Chel; Dul; Guai; Kali-bi; Nit-ac; Phel; Phyt; Sep; Sul.		• Left: Am-m; Bov; Coc-c; Kali-c; Laur; Med; Scil; Spig; Stan; Zin.
• Left: Bry; Kali-n; Lil-t; Lyc; Mur-ac; Nat-m; Phys; Rhus-t; Spig; Sul-ac; Ther.		- to right: Calc; Carb-v; Grap; Ign; Lil-t.
Changing about: Aco; Alu; Arg-n; Bell; Cact; Caus; Colch; Fer; Lyc; Mag-m; Merc; Nat-c; Pho; Pul; Seneg.		Transversely: Caus; Thu.
• Pressure amel: Caus.		• Arms, to: <i>Alu</i> .
Deep in: Arn; Bry; Cep; Dros; Eup-p; Kali-c; Kre.		Throat, into: Ap; Bell; Calc; Laur; Pho; Sul; Thu; Zin.
Downward: Agn; Kali-bi.		Abscess of lung: Calc; Hep; Pho; Sil.
• Right: Dul; Nit-ac; Sang; Sep.		Air in, enters too much or forced, as if: Chlor; Sabi; Ther.
• Left: <i>Kali-c</i> ; Laur; Pho; Pul; Scil; Zin.		Alternating with abdomen: Radm.
Epigastrium, to: Ox-ac.		Anxiety felt, in: Aco; Ars; Aur; Bry; Calc; Merc; Pho.
Forward: Berb; Bor; BRY; Castr; <i>Kali-c</i> ; Kali-n; Psor; Rat; Sep; Sul.		Apices, pain in: Guai; Pul.
• Right: Aco; Colo; Merc.		• Left: Myr; Ther.
• Left: Agar; Bar-c; Bry; Lac-c; Naj; Pho; Sul; Thu; Zin.		Arms
Middle: Calc; Dul; Kali-bi; Phel; Sep.		• Raising agg: Tarn; Tell.
		• Using agg: Rhus-t.
		Band, sensation of a: Aeth; Cact; Helo; Ign; Lob; Pho; Sul.
		• Lower: Coel; Cup; <i>Plat</i> .
		Bar across: Kali-bi.
		Bending
		• Backwards amel: Flu-ac.
		• Forwards amel: ...

- ▶ **Generals and Particulars:** Many general symptoms have been coined from particular symptoms. This knack is the secret of the Boger's method. E.g. **Black** denotes that discharges, menses, discoloration of skin etc. are black. **Calculi** represents a tendency to form calculus and includes urinary, pancreatic calculi etc.
- ▶ **Mental** attitudes are found under mental conditions.
- ▶ **Pathology** : Repertory contains many pathological entities like Addison's disease, fatty degeneration, leukemia etc. one understands that these rubrics are to be used in the absence of guiding symptom.
- ▶ The Concise Repertory contains many rubrics not found in Kent's Repertory. Though it is much smaller it gives more remedies for some rubrics than are given in Kent's Repertory. E.g. Under spices agg. Kent gives only Phos. Whereas under 'condiments agg.' Nux-v., Phos., Selenium are given.

➤ The Changes Made for the Fourth Edition are as follows:-

1) The text takes a new format, with distinctive style for each level of symptoms. The symptoms go up to five levels as the following illustration shows:

Level 1 MAMMAE: Bell; Bry; Carb-an; Cham; *Con*; Hyds; Iod; Lac-c; Merc; Oci-c; *Pho*; *Phyt*; Sabal; Sil; Urt.

Level 2 Right: Ign; Kali-bi; Phel; **SIL**.

Level 3 Below: Carb-an; Caust; Chel; **CIMI**; *Grap*; Laur; Lil-t; Merc-i-r; *Phos*; *Sul*; Ust.

. Jumping alive, as if +: Croc.

. Scapula, to: Merc.

Left: Bor; Bov; *Lil-t*; *Lyc*; *Phel*.

. Arms to fingers: Ast-r.

. Below: Ap; Bry; Cimi; Pho; Sul; Ust.

. Pain

Level 4 - Cough, with: Mos.

- drawn back, as if+: Croc.

- dysmenorrhea, with: Caus.

- head, to: Glo.

- jumping: Croc.

- meals, after: Rum; Stro.

- menses

Level 5 at: Grap.

between: Ust.

- 2) In the original arrangement, only a few words from the higher level should be considered in constructing the symptom at a lower level. Sometimes the exact meaning of the symptom was difficult to construe. For instance, in the original version:

► COUGH:

Walking, Fast Agg: Sep.

Amel: Canc-fl; Dros.

Could mean

Cough, amel by walking fast: Canc-fl; Dros.

This now appears as:

Cough

Walking

. Amel: Canc-fl; Dros.

. Fast Agg: Sep.

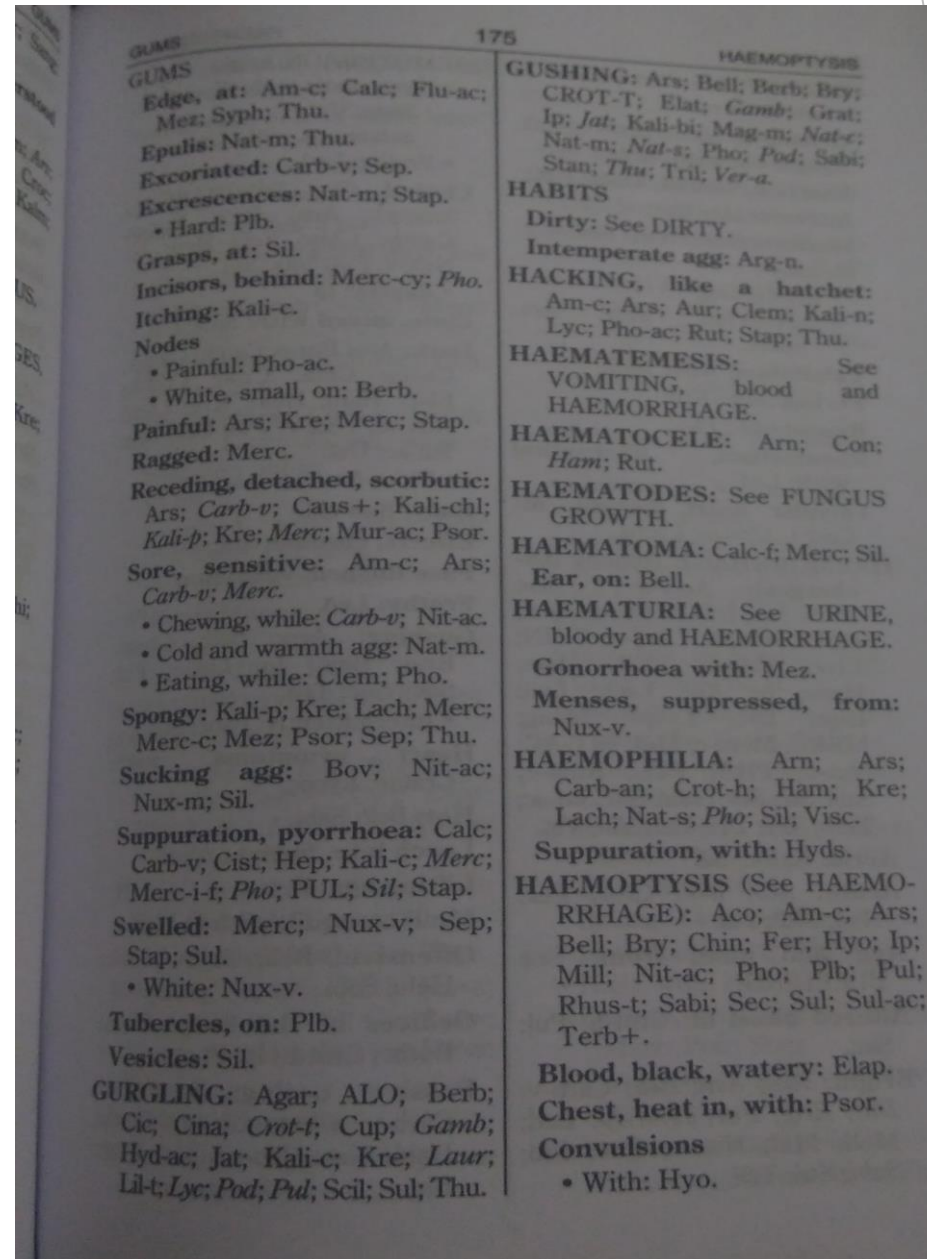
- 3) Although the repertory is based on alphabetical arrangement, for major organs, rubrics on locations are arranged first followed by complaints and sensations. Among the locations, the right side is followed by the left. Wherever this arrangement was not followed, it has been corrected.

- 5) Similarly, in certain modalities pertaining to stools, menses, etc., the order of appearance, viz., before, during and after, has been consistently followed.
- 6) There are two types of alternating symptoms-
 - I. Alternating sides within the same organ/location, and
 - II. Symptoms alternating with other organs.
 - III. The first category comes under locations and the second under complaints. This has been uniformly followed.
- 7) Additions placed at appropriate places and duplications avoided. The additions are indicated by placing ‘+’ after the symptoms. Addition of remedies to the existing rubrics have also been indicated similarly.
- 8) The abbreviations follow those of Boger. In order to avoid confusion, a full list of abbreviations of remedies has been provided.
- 9) Total number of medicines in the fourth edition is 451 and the number of main rubrics is 1971.

- 11) Every remedy high grade or low grade becomes equally important when it is connected with peculiar concomitant or with an unusual condition or circumstance.

- 12) Each column begins with full details of the rubric. Where a rubric is broken between two columns, the continuation on the second column is indicated by the rubric head followed by two dots. e.g. CRAVING sour things ..

13) The header indicates the beginning and first level rubric word in each page.



PHILOSOPHICAL BACKGROUND:-

- ▶ After critical study of other literature and philosophies of prescribing remedy Dr. Phatak understood that in many cases modalities and concomitants are the most important factors for prescribing a correct remedy. Circumstantial remedy or modality related to the position or posture of a patient may be more valuable. The aversions, desires, mental attitudes, causation the appearance of symptoms on one side or going upward or downward etc. give a clue to the selection of the remedy if they are very marked.

ADVANTAGES:-

- ▶ This repertory is intended to serve as a handy and useful reference book.
- ▶ Remedies for a particular rubric are reduced to as minimum as possible for careful selection.
- ▶ Alphabetical arrangement of repertory helps in studying this repertory systematically.
- ▶ Rubrics like blood pressure, bronchitis, bronchiectasis, colitis mucous etc. are very useful nosological rubrics.
- ▶ The case which has less number of mental generals but more pathological symptoms can be processed through Phatak's Repertory.
- ▶ The arrangement of rubrics in Phatak's Repertory makes it useful in most of the daily routine cases.
- ▶ There are 52 clinical rubric that are not present in Kent repertory but are included in this book.

Rubrics those are not present in Kent's Repertory:-

- ▶ AEROPLANE, flying in AGG.: Ars; Bell; Petr.
- ▶ ACIDOSIS: Nat-p; Pho.
- ▶ ACTINOMYCOSIS: Hecla; Kali-io; Nit-ac.
- ▶ ACROMEGALY: Pit-ext; Thyr.
- ▶ BLOOD PRESSURE
 - High: Aur; Glo; Iod; Stro.
 - Low: Cact; Gel; Naj.
- ▶ BEADS like, swelling etc.: Iod; *Nat-m.*
- ▶ FINANCIAL LOSS AGG.: Arn; Ars; Aur.
- ▶ AIR PASSAGES
 - Burning: Ars-io, Sang; Seneg.
 - Numb: Sil.
- ▶ BILE DUCTS: Am-m, Gel.
- ▶ BREGMA: Ars; *Merc.*
- ▶ CEREBRO- SPINAL AXIS: Gel; Nux-v.
- Inflammation of: *Pul; Sep.*
- ▶ GALL BLADDER:
 - Stones: *Bry; Calc; MERC.*
- ▶ LOINS: Canth; Plb; Thu.
- ▶ MEDULLA: *Aco; Agar; Naj.*
- ▶ ORBITS: *Ap; Rhus-t.*
- ▶ PUDENDUM
 - Itching: Amb+
 - . Menses
 - before: Grap.
 - during: Hep.
 - Pulsation: Pru-sp.
 - Urine burns: Caus; Scop.
- ▶ SENSORIUM depressed: *Hell; Rhus-t.*
- ▶ ADENOIDS: *Calc-p; Merc.*

ACUMINATE: Ars; Sil.

- ▶ AIR HUNGER: AUR; CROC; LACH; PULS.
- ▶ ANASARCA: Ap; Ars; Dul; Pho.
- ▶ ANOREXIA: CHIN; *Nux-v.*; *Puls.*
- ▶ ANTISOCIAL: Syph.
- ▶ ARTHRALGIA: Arg-m; Plb; Symp.
- ▶ BERI-BERI: Ars; *Elat*; *Rhus-t.*
- ▶ BILHARZIASIS: Ant-t.
- ▶ BLACKWATER FEVER: *Ars*; *Crot-h*; *Lyc.*
- ▶ BLOOD SEPSIS: ARS; LACH.
- ▶ CLAUSTROPHOBIA: Arg-n; Cimi; Stram.
- ▶ COORDINATION DISTURBED: *Agar*; *Alu*; *Rhus-t.*
- ▶ CRETINISM: Aeth; Anac; Bar-c; Thu.
- ▶ DEMENTIA: *Nux-v*; *Pho.*
- ▶ ECLAMPSIA: *Bell*; *Cic*; *Hyo*; *Stram*; *Stry.*
- ▶ ECTROPION: Ap; Arg-n; Grap; Psor; Spig.
- ▶ EMBOLISM: Kali-m.
- ▶ HAEMOPHILIA: Arn; Ars; *Phos*; Sil.

- ▶ HYDRARTHROSIS: Ap; Bry; *Sul.*
- ▶ LEUCODERMA: *Sil*; *Sul.*
- ▶ MENIERE'S DISEASE: Caus+; *Chin-s*
- ▶ MYXOEDEMA: Ars; *Thyr.*
- ▶ OSTEOMALACIA: Iod; Merc-c; Pho-ac.
- ▶ PARAPLEGIA: *Arg-n*; *Ars*; NUX-V.
- ▶ PELLAGRA: Ars; Bov; Gel; Hep; Sec.
- ▶ RAYNAUD'S DISEASE: Ail; Ars; Cact; Fer-p; Sec.
- ▶ SALPINGITIS: *Pul*; *Sep.*
- ▶ SCLERODERMA: Radm; *Thyr.*
- ▶ OSTEOMYELITIS: Arn; Calc; Pho.
- ▶ STOMATITIS: MERC; THU.
- ▶ SPONDILITIS cervical: Pho-ac
- ▶ FOETUS, Lying crosswise, as if: Arn.

Limitations:-

- ▶ Remedy source is not mentioned.
- ▶ Number of remedies are few in most of the rubrics makes difficult to repertorise.
- ▶ Full remedy index is not mentioned makes it difficult to know the remedies used in this repertory.
- ▶ Old terminologies are used in rubrics.

OTHER ALPHABETICAL REPERTORIES:-

- ▶ Glazor - First alphabetical pocket repertory – Leipzig - 1833
- ▶ Clofar Muller - Systematic alphabetical repertory - 1848
- ▶ Bryant - An alphabetical repertory - New York- 1851
- ▶ Homoeopathic medical repertory - Dr. Robin Murphy - 1993 (Chapters in alphabetical order)

REFERENCES:-

- ▶ Phatak SR. A Concise Repertory Of Homoeopathic Medicines.
- ▶ www.similia.com
- ▶ Tiwari S.K. Essentials of Repertorization.
- ▶ Siju PV. A Reference To Repertories For Homeopathic Students.
- ▶ Khanaj VR. Reperire – Repertory Simplified.