

The Jungle Book



The story

A wolf family finds a young boy wandering in the jungle and adopts him, giving him the name Mowgli. He becomes part of the wolf pack, and Baloo, the old bear and Bagheera, the panther, teach him the Law of the Jungle. However, Shere Khan, the tiger, doesn't like having a child who will become a man living in the jungle, and wants to kill him.


One day Mowgli is taken prisoner by the monkeys who live in an abandoned city in the jungle. Baloo and Bagheera get help from Kaa, the python, and rescue him.

As Mowgli gets older he is in great danger from Shere Khan. The one thing that all animals are afraid of is fire, so he goes to a nearby village and steals a pot with fire in it. He uses the fire to fight Shere Khan, but he knows that he will have to kill Shere Khan to be safe.

As Mowgli gets older, the animals begin to realize that he can't live with them in the jungle when he is a grown man. He returns to the village where he is adopted by a family. But Shere Khan finds him. This time Mowgli kills Shere Khan. But the villagers are now afraid of Mowgli, so they chase him away and he returns to live in the jungle.

Introducing the book


The cover



- Hold up the book and point to the cover. Read the title to the class. Read it again and encourage the children to repeat it after you.
- Ask *What is a jungle?* and elicit from the class anything that they know about jungles or rainforests.
- Point to the picture again. Ask *What sort of animals are these?* Elicit the words *panther* and *bear*. Elicit from the class anything they know about these animals.
- Ask *What is the boy doing?* and elicit from the children that he is playing with the two animals.
- Ask *What do you think the story is going to be about?*

The contents page

The Jungle Book	
A classic tale by Rudyard Kipling	
Adapted by Gill Munton	
Contents	
Mowgli, the jungle boy	2
1 A new wolf cub	3
2 The Pack Meeting	8
3 The Law of the Jungle	13
4 The monkeys take Mowgli	17
5 Monkey City	22
6 Mowgli is rescued	27
7 Bagheera warns Mowgli	32
8 The Red Flower	37
9 In the village	42
10 Tiger, tiger!	47
<i>The Law of the Jungle</i>	52
Animal fact file	54

- Ask the children to turn to the contents page.
- Explain that the story is a classic (famous) story by the writer Rudyard Kipling. Point to his name. Explain that the story has been retold by another writer. Point to her name.
- Ask if any of the class are familiar with the story, perhaps through the cartoon version.
- Explain that the Contents list tells us what is in the book.
- Ask *How many chapters are there?*
- Read the chapter titles to and with the class. Briefly explain any unfamiliar words.
- Read the last two sections of the contents page *The Law of the Jungle* and *Animal fact file*.
- Explain that *The Law of the Jungle* is the law by which animals live in the jungle, and that the *Animal fact file* section gives information about some of the animals that appear in the story
- Read the chapter titles again and ask questions about them to stimulate the children's interest, for example:
 - Chapter 2: *What is a Pack? What do you think happens at a Pack Meeting?*
 - Chapter 4: *Why do you think the monkeys take Mowgli. Do you think Mowgli wants to go with them?*
 - Chapter 8: *The Red Flower is not a real flower, but something that men have and animals do not. What do you think it is?*
-  You can play the audio download of the story at any time you choose. See <http://www.macmillanyounglearners.com/readers/macmillan-english-explorers>

Chapter 1

A new wolf cub

Pages 3 to 7


CHAPTER 1

A new wolf cub

It was a hot, still night in the Indian hills. Moonlight shone into the cave where Mother Wolf and her four cubs were sleeping. Father Wolf was awake. He stood up, yawned, and stretched his legs.

'It's time to go hunting,' he said. 'My family need their dinner. I will go and catch a nice fat deer for them.'


He went to the front of the cave and looked out, sniffing the air. Then he saw Tabaqui the jackal. The little animal ran into the cave and said, 'I am hungry, Father Wolf. Do you have any food for me?'



The wolves didn't like Tabaqui because he always tried to make trouble.

'You can look round my cave if you like,' said Father Wolf. 'But you won't find any food. And then you must go and leave me to my hunting.'

Tabaqui ran to the back of the cave, where he found a small bone.



3

Active vocabulary

bone bush catch cave cow cub deer
frog hunt jackal kill law pack tiger
village wolf

Passive vocabulary

awake hill laugh leader moon
moonlight roar yawn

Before reading

- Pre-teach vocabulary, and practise new items.
- Look at page 3. Ask the children what animals they can see in the two pictures.
- Look at page 5. Ask *Where is the boy? Who is he playing with?*
- Look at page 6. Ask *What can you see at the mouth of the cave? How do the other animals feel about it?*

During reading

- Read page 3 (or play the audio). Do not stop to explain or ask questions. Ensure that the children are following in their books.
- Read page 3 again, and encourage the children to read along with you. Repeat if necessary.
- Read again, a paragraph at a time. Explain any difficulties. Encourage the children to use the pictures to help with understanding.
- Repeat these steps with pages 4, 5, 6 and 7.

Stage 1 comprehension

Ask questions orally, or set them as a written activity.

- 1 What did Tabaqui the Jackal want?
 - 2 What news did Tabaqui give?
 - 3 What did the wolves do when the boy appeared?
 - 4 Why did Shere Khan come to the cave and what did he want?
 - 5 How did Mother Wolf answer Shere Khan?
 - 6 What do Mother and Father Wolf have to do if they want to keep Mowgli?
- Finally, ask the children to re-read short sections of the story aloud.

After reading

Stage 2 comprehension

Ask questions orally, or set them as a written activity. Encourage the children to give reasons for their suggestions.

- 1 Why was Mowgli alone in the forest?
 - 2 Why did Mother Wolf want to keep Mowgli?
 - 3 Why does the Law of the Jungle say that an animal must never kill a man?
- Write some animals from the chapter on the board and check that the children understand them.
 - Ask *What do you think will happen next? What will happen when Mother and Father Wolf tell the other wolves about Mowgli?*


Chapter 2

The Pack Meeting

Pages 8 to 12

CHAPTER 2

The Pack Meeting



When the four cubs could run and jump, Father Wolf said, 'It's time to tell the other wolves about Mowgli.' The Law of the Jungle says that all new wolf cubs must come to a Pack Meeting. At this meeting, the wolves can meet these new members of the pack and see what they look like.

So Father and Mother Wolf took the cubs and Mowgli to their first Pack Meeting.

The wolves waited on the rocky hillside. Akela, the leader of the pack, sat on a big rock at the top of the hill. All the new cubs played together, watched by their mothers and fathers. One of the old wolves came to look at each cub.

8

Active vocabulary

bear bull fight harm meat meeting panther rock

Passive vocabulary

buffalo elephant honey nut root shape silent stone

Before reading

- Pre-teach vocabulary, and practise new items.
- Read the title of Chapter 2. Ask *What do you think this chapter will be about?*
- Look at page 8. Ask *what are the wolves doing? Who is the wolf sitting on the big rock?*
- Look at page 9 Ask *What is Mowgli doing?*
- Look at page 10 Ask *who is speaking? What animal is it?*
- Look at page 11 Ask *who is speaking now? What animal is it?*

During reading

- Read pages 8 (or play the audio). Do not stop to explain or ask questions. Ensure that the children are following in their books.
- Read pages 8 again, and encourage the children to read along with you. Repeat if necessary.
- Read again, a paragraph at a time. Explain any difficulties. Encourage the children to use the pictures to help with understanding.
- Repeat these steps with pages 9, 10, 11 and 12.

Stage 1 comprehension

Ask questions orally, or set them as a written activity.

- 1 Why do cubs have to go to the Pack Meeting?
- 2 Why did Shere Khan speak at the meeting?
- 3 Why was Mother Wolf afraid?
- 4 Why did Baloo speak at the meeting?
- 5 Why did Bagheera speak at the meeting?
- 6 What did the meeting agree?

- Finally, ask the children to re-read short sections of the story aloud.

After reading

Stage 2 comprehension

Ask questions orally, or set them as a written activity. Encourage the children to give reasons for their suggestions.

- 1 Why didn't the other wolves want Mowgli?
 - 2 Why did they agree to let Mowgli stay?
- Discuss some of the ideas the animals discuss in the meeting? Is it possible for animals and man to live together?
 - Ask *What will Mowgli have to do now? Who will help him?*

Chapter 3

The Law of the Jungle

Pages 13 to 16

CHAPTER 3

The Law of the Jungle


For ten years, Mowgli lived with his wolf family. Father Wolf taught him to understand every sound in the jungle.

He went to Pack Meetings, where he stared at the young wolves with his big, dark eyes and made them afraid.

He liked to eat honey, like Baloo, and the old bear showed him how to climb trees to find it.

Sometimes, he ran down the hill at night to look at the little village. But he was afraid of the people who lived there after Bagheera showed him an animal trap in the jungle.

Best of all, Mowgli liked to hunt with Bagheera at night.



13

Active vocabulary

bat bee branch ear eye fur hut
monkey nest noise safe snake teeth
trap

Passive vocabulary

grass ground howl sound stick swing
treetop twig

Before reading

- Pre-teach vocabulary, and practise new items.
- Read the title of Chapter 3. Ask *What do you think this chapter will be about?*
- Look at page 13. Ask *where are Mowgli and Bagheera? What are they doing?*
- Look at page 14. Ask *where are Mowgli and Baloo? What are they doing?*

- Look at page 15. Ask *where is Mowgli? What is he doing?*
- Look at page 16. Ask *What are the animals up in the trees? What are they looking at?*

During reading

- Read page 13 (or play the audio). Do not stop to explain or ask questions. Ensure that the children are following in their books.
- Read page 13 again, and encourage the children to read along with you. Repeat if necessary.
- Read again, a paragraph at a time. Explain any difficulties. Encourage the children to use the pictures to help with understanding.
- Repeat these steps with pages 14, 15 and 16.

Stage 1 comprehension

Ask questions orally, or set them as a written activity.

- 1 What did Mowgli like doing best?
 - 2 What did Mowgli learn from Baloo?
 - 3 How did Mowgli meet the monkeys? What did they do for him?
 - 4 What did the monkeys plan to do with Mowgli? Why?
 - 5 Why did the monkeys want Mowgli?
- Finally, ask the children to re-read short sections of the story aloud.

After reading

Stage 2 comprehension

Ask questions orally, or set them as a written activity. Encourage the children to give reasons for their suggestions.

- 1 Why was it important for Mowgli to learn things quickly?
 - 2 Why didn't Baloo like the monkeys?
- Read the Hunting Song again, and encourage the children to learn it. They can point to the different parts of the body as they speak.
 - Ask *What do you think the monkeys will do in the next chapter?*


Chapter 4

The monkeys take Mowgli

Pages 17 to 21

CHAPTER 4

The monkeys take Mowgli



Strong little hands grabbed Mowgli's arms and legs and lifted him into the air.
 'Help!' cried Mowgli. 'The monkeys have got me!'
 The monkeys carried him through the treetops, laughing and shouting.
 When Baloo and Bagheera woke up, it was too late. Mowgli was far above them. At first, Mowgli was afraid, but then he started to think. What could he do?
 Then he saw Rann the eagle, flying high above the trees. 'I must send a message to Baloo and Bagheera,' he thought.
 'Rann!' he cried. 'I am Mowgli, the man cub. Please tell

17

Active vocabulary

eagle follow grab lift skin slide slip wall

Passive vocabulary

brave broken cleverest mistake plan waste

Before reading

- Pre-teach vocabulary, and practise new items.
- Read the title of Chapter 4. Ask *What do you remember about the monkeys? Why do they want to take Mowgli?*
- Look at page 17. Ask *Who are the monkeys carrying? Who is he talking to?*
- Look at page 18. Ask *Where are Baloo and Bagheera? Why are they worried?*

- Look at page 19. Ask *Who are Baloo and Bagheera talking to?*
- Look at page 21. Ask *Who is flying towards Baloo and Bagheera? What news does he have?*

During reading

- Read pages 17–18 (or play the audio). Do not stop to explain or ask questions. Ensure that the children are following in their books.
- Read pages 17–18 again, and encourage the children to read along with you. Repeat if necessary.
- Read again, a paragraph at a time. Explain any difficulties. Encourage the children to use the pictures to help with understanding.
- Repeat these steps with pages 19 and 20–21.

Stage 1 comprehension

Ask questions orally, or set them as a written activity.

- 1 Who did Mowgli ask to help him?
- 2 Who did Baloo and Bagheera ask for help?
- 3 What did Kaa know about Mowgli?
- 4 What news did Rann the eagle give them?
- 5 How did Bagheera and Kaa cross the river?

- Finally, ask the children to re-read short sections of the story aloud.

After reading

Stage 2 comprehension

Ask questions orally, or set them as a written activity. Encourage the children to give reasons for their suggestions.

- 1 Why did Kaa the snake agree to help Baloo and Bagheera?
 - 2 Why did Kaa and Bagheera travel without Baloo?
- Repeat the words *eagle* and *snake* and revise all the other animal words that the children have learnt.
 - Ask *Now that Kaa and Bagheera have got to Monkey City what do you think they will do?*

Chapter 5

Monkey City

Pages 22 to 26

CHAPTER 5

Monkey City

Men used to live in Monkey City. But they left long ago, and now the monkeys lived there. The other animals stayed away, because they didn't like them.


When the monkeys arrived with Mowgli, they danced and sang, and ran in and out of the old houses pretending to be men. It was quite dark now and the moon made long shadows on the ground.

Mowgli was tired and hungry. He was angry with the foolish monkeys. 'You must bring me some food,' he said.

Some of the monkeys went to find nuts for him, but they started to fight and forgot about him.

Mowgli walked round the city, wishing he was back with his friends. 'Baloo was right about the monkeys,' he thought. 'They have no law and no leaders.'

When he came to the city wall, the monkeys pulled him back with their hard little fingers.



22

Active vocabulary

attack battle bite cloud ditch
fingers hiss locked pretend python
roof scratch summer house tank trip

Passive vocabulary

crowd foolish ram splash

Before reading

- Pre-teach vocabulary, and practise new items.
- Read the title of Chapter 5. Ask *what do you think Monkey City is like?*
- Look at page 22. Ask *What are the monkeys doing?*
- Look at page 23. Ask *What is Bagheera doing and how are the monkeys responding?*
- Look at page 24. Ask *Where is Mowgli? Can he get out?*

- Look at page 25. Ask *Who is in the battle with the monkeys now?*

During reading

- Read page 22 (or play the audio). Do not stop to explain or ask questions. Ensure that the children are following in their books.
- Read page 22 again, and encourage the children to read along with you. Repeat if necessary.
- Read again, a paragraph at a time. Explain any difficulties. Encourage the children to use the pictures to help with understanding.
- Repeat these steps with pages 23, 24, 25 and 26.

Stage 1 comprehension

Ask questions orally, or set them as a written activity.

- 1 What was Monkey City before the monkeys lived there?
- 2 When did Bagheera attack?
- 3 Why didn't Kaa attack at the same time as Bagheera?
- 4 Where did the monkeys put Mowgli?
- 5 What did Mowgli tell Bagheera to do?
- 6 Who came to help Bagheera first?
- 7 What did Kaa do when he came to the battle?

- Finally, ask the children to re-read short sections of the story aloud.

After reading

Stage 2 comprehension

Ask questions orally, or set them as a written activity. Encourage the children to give reasons for their suggestions.

- 1 How did they win the battle with the monkeys?
- Write the word *hiss* on the board. How many other words can the children remember that describe the noises that animals make. Help them make a list.
 - Ask *What do you think the monkeys will do now?*


Chapter 6

Mowgli is rescued

Pages 27 to 31

CHAPTER 6

Mowgli is rescued




'Where is Mowgli?' asked Bagheera, looking around. 'I am here, in the summer house! I can't get out!' cried Mowgli.

'Don't worry,' said Kaa. 'I will break down the wall and let you out.'

He slid up to the summer house and pulled back his great head. Then he smashed his nose into the wall, six times. A hole appeared in a cloud of dust, and Mowgli jumped through it. Bagheera and Baloo hugged him.

'Are you all right, little frog?' asked Baloo.

'Everything hurts,' replied Mowgli. 'But I will be all right. Oh, Baloo, you are bleeding! You too, Bagheera! The monkeys have hurt you!'



27

Active vocabulary

beast bleed disappear hole hug hurt jump knock down neck nose power rescue smash

Passive vocabulary

circle dust fool silly soft square statue triangle

Before reading

- Pre-teach vocabulary, and practise new items.
- Read the title of Chapter 6. Ask *How will the other animals rescue Mowgli?*
- Look at page 27. Ask *What is Kaa doing in the first picture, do you think? And what are Baloo and Bagheera doing in the second picture?*
- Look at page 29. Ask *What is Kaa doing and who is watching him?*

- Look at page 31. Ask *What is Mowgli doing? Where do you think they are going?*

During reading

- Read page 27 (or play the audio). Do not stop to explain or ask questions. Ensure that the children are following in their books.
- Read page 27 again, and encourage the children to read along with you. Repeat if necessary.
- Read again, a paragraph at a time. Explain any difficulties. Encourage the children to use the pictures to help with understanding.
- Repeat these steps with pages 28, 29, 30 and 31.

Stage 1 comprehension

Ask questions orally, or set them as a written activity.

- 1 How did Mowgli get out of the summer house?
- 2 Why didn't Kaa go home with the others?
- 3 What did Kaa do? What did the monkeys do?
- 4 Did Baloo and Bagheera watch Kaa? What happened to them?
- 5 Did Mowgli watch Kaa? What happened to him?
- 6 How did Mowgli get home?

- Finally, ask the children to re-read short sections of the story aloud.

After reading

Stage 2 comprehension

Ask questions orally, or set them as a written activity. Encourage the children to give reasons for their suggestions.

- 1 Why did nothing happen to Mowgli when Kaa danced?
 - 2 Why was Bagheera angry with Mowgli?
- Ask the children if they have ever seen or heard about a snake dancing.
 - Ask *What do you think will happen to Mowgli next?*

Chapter 7

Bagheera warns Mowgli

Pages 32 to 36

CHAPTER 7

Bagheera warns Mowgli



Two years later, when Mowgli was about fourteen, Mother Wolf called him to her side.

'Remember, little frog. Shere Khan is your enemy,' she said. 'One day, you must kill him, or you will never be free from him.'

'I will do it, Mother,' the boy replied. 'One day, I will kill the tiger.'

Akela, the leader of the wolf pack, was growing old. The young wolves did not listen to him, and Shere Khan, who liked to make trouble, was now their friend.

'You call yourselves wolves,' he told them. 'Wolves are strong, and brave, and proud. But you let an old wolf and a man cub lead your pack! What is wrong with you?'

The young wolves didn't like these words. They growled and looked down at their feet.

Bagheera heard about this.



32

Active vocabulary

cage collar danger enemy escape fire
flower growl pot proud secret
trouble weak

Passive vocabulary

bar gift kick king snap stretch thorn

Before reading

- Pre-teach vocabulary, and practise new items.
- Read the title of Chapter 7. Ask *What do you think Bagheera warns Mowgli about?*
- Look at page 32. Ask *Who can you see in the two pictures? What are they doing?*
- Look at page 33. Ask *Is Bagheera happy or not? How does Mowgli feel?*
- Look at page 34. Ask *What is in the cage? What is the man doing?*

During reading

- Read page 32 (or play the audio). Do not stop to explain or ask questions. Ensure that the children are following in their books.
- Read page 32 again, and encourage the children to read along with you. Repeat if necessary.
- Read again, a paragraph at a time. Explain any difficulties. Encourage the children to use the pictures to help with understanding.
- Repeat these steps with pages 32, 33, 34–35 and 36.

Stage 1 comprehension

Ask questions orally, or set them as a written activity.

- 1 How long had Mowgli been in the jungle now?
 - 2 Was Mowgli afraid of Shere Khan?
 - 3 What is different about Bagheera's neck? Why?
 - 4 Why did Bagheera tell Mowgli to go to the village?
 - 5 What did Mowgli hear as he went to the village?
- Finally, ask the children to re-read short sections of the story aloud.

After reading

Stage 2 comprehension

Ask questions orally, or set them as a written activity. Encourage the children to give reasons for their suggestions.

- 1 Why is Mowgli in more danger now than before?
 - 2 How did Bagheera start his life and how did he get to the jungle?
- Ask the children if they have ever visited a zoo. Is it right or wrong to keep animals in cages (or is there not an easy answer)?
 - Ask *What will happen to Mowgli when he goes to the village?*


Chapter 8

The Red Flower

Pages 37 to 41

CHAPTER 8

The Red Flower



Mowgli hid behind some wood, which was piled up next to a hut.

He looked through the window into the hut. He watched as a woman threw pieces of wood on to the fire. Then she blew on the fire and the flames danced together, yellow and red.

'That looks easy,' thought Mowgli. 'I can do that. I will stay here all night and keep watch. I may get a chance to take the Red Flower.'

Before the sun came up, a boy went to the fire and picked up some pieces of burning wood. He put them in a pot.

'I'm going to feed the cows,' he told his mother. 'This fire will keep me warm.'

37

Active vocabulary

burn fear flame miss pain stick
striped throw wood

Passive vocabulary

blow pile

Before reading

- Pre-teach vocabulary, and practise new items.
- Read the title of Chapter 8. Ask *What is the Red Flower? What will Mowgli do with it?*
- Look at page 37. Ask *Where is Mowgli? What is he looking at?*
- Look at page 38. Ask *What has Mowgli done?*
- Look at page 40. Ask *What is Mowgli doing with the fire?*
- Look at page 41. Ask *What is Mowgli doing?*

During reading

- Read page 37 (or play the audio). Do not stop to explain or ask questions. Ensure that the children are following in their books.
- Read page 37 again, and encourage the children to read along with you. Repeat if necessary.
- Read again, a paragraph at a time. Explain any difficulties. Encourage the children to use the pictures to help with understanding.
- Repeat these steps with pages 38–39 and 40–41.

Stage 1 comprehension

Ask questions orally, or set them as a written activity.

- 1 How did Mowgli get the Red Flower?
 - 2 What did Mowgli do to keep the Red Flower burning?
 - 3 Who told Mowgli to go to the Pack Meeting?
 - 4 Why was Akela not on the rock?
 - 5 What did Mowgli do with the pot of fire at the Pack Meeting?
 - 6 Where did Mowgli go at the end of the chapter?
- Finally, ask the children to re-read short sections of the story aloud.

After reading

Stage 2 comprehension

Ask questions orally, or set them as a written activity. Encourage the children to give reasons for their suggestions.

- 1 Why is Mowgli not afraid of fire?
 - 2 What will happen to Akela now he is not the leader?
- Ask *Why did the young wolves hate Mowgli?* Discuss with the children how people (the wolves) can be influenced by others (like Shere Khan). Can they think of similar examples?
 - Ask *Do you think Mowgli will be happy in the village?*

Chapter 9

In the village

Pages 42 to 46

CHAPTER 9

In the village

On the way to the village, Mowgli saw some cows and goats eating grass. Two boys were looking after them. When they saw Mowgli, they shouted and ran away. 'Who is he?' cried one of the boys. 'He looks like a young man, but he is so dirty, and his clothes are just rags.'

When he reached the village, Mowgli sat down next to the gate. A man came along, and Mowgli opened his mouth and pointed his finger at it to show that he was hungry. The man was afraid and ran off to get some more villagers.



42

Active vocabulary

block farm fig gate goat handsome herd promise rag rude strong valley

Passive vocabulary

clap donkey kite milk

Before reading

- Pre-teach vocabulary, and practise new items.
- Read the title of Chapter 9. Ask *What do you think Mowgli will do in the village?*
- Look at page 42. Ask *Who are these people?*
- Look at page 44. Look at the first picture. Ask *What is Mowgli doing?* Look at the second picture. Ask *What is the man doing?*
- Look at page 45. Ask *Who is Mowgli talking to? Is he happy to see him?*

During reading

- Read pages 42–43 (or play the audio). Do not stop to explain or ask questions. Ensure that the children are following in their books
- Read pages 42–43 again, and encourage the children to read along with you. Repeat if necessary.
- Read again, a paragraph at a time. Explain any difficulties. Encourage the children to use the pictures to help with understanding.
- Repeat these steps with pages 44–45 and 46.

Stage 1 comprehension

Ask questions orally, or set them as a written activity.

- 1 What did the people of the village do the first time they saw Mowgli?
 - 2 Who took Mowgli into her hut? Why did she do this?
 - 3 What did Mowgli have to learn?
 - 4 Where did Mowgli work every day?
 - 5 Who came to visit Mowgli from the jungle?
 - 6 How did Shere Khan plan to kill Mowgli?
 - 7 How did Mowgli plan to defend himself?
- Finally, ask the children to re-read short sections of the story aloud.

After reading

Stage 2 comprehension

Ask questions orally, or set them as a written activity. Encourage the children to give reasons for their suggestions.

- 1 How was Mowgli different to the people of the village?
 - 2 What sort of stories do you think Buldeo told? Why did Mowgli laugh behind his hand?
- Ask *What do you think will happen if Shere Khan comes to the village?*

Chapter 10

Tiger, tiger!

Pages 47 to 51


CHAPTER 10

Tiger, tiger!

Grey Brother and Akela ran in and out of the herd, and soon there were two groups of cows. Mowgli jumped onto Rama's back. 'Akela, drive your cows to the left end of the valley,' he cried. 'Grey Brother, drive yours to the right.'

Mowgli's plan was to catch Shere Khan between the two groups of cows. When the cows were in place, and the tiger was in the trap, Mowgli called out, 'Shere Khan! It's me, Mowgli! I have come for you! Come on, Akela! Come on, Grey Brother! Drive the cows forwards!'

With Mowgli on his back, Rama sprang forward and knocked the tiger to the ground.



47

Active vocabulary

bell bright dark forgive group reward
spring stone

Passive vocabulary

barn bundle greet hide ring

Before reading

- Pre-teach vocabulary, and practise new items.
- Read the title of Chapter 10. Ask *What will happen with Shere Khan in this chapter?*
- Look at page 47. Ask *Where is Mowgli? What is the bull doing to Shere Khan?*
- Look at page 48. Ask *Who is on the ground? Who is holding him?*
- Look at page 49. Ask *What are the people of the village doing?*
- Look at page 51. Ask *Where is Mowgli? What are the wolves doing?*

During reading

- Read page 47 (or play the audio). Do not stop to explain or ask questions. Ensure that the children are following in their books
- Read page 47 again, and encourage the children to read along with you. Repeat if necessary.
- Read again, a paragraph at a time. Explain any difficulties. Encourage the children to use the pictures to help with understanding.
- Repeat these steps with pages 48, 49, 50 and 51.

Stage 1 comprehension

Ask questions orally, or set them as a written activity.

- 1 Who knocked Shere Khan to the ground?
 - 2 What did Buldeo want?
 - 3 What did Buldeo tell the people in the village?
 - 4 What did the people do when Mowgli came back to the village after killing Shere Khan?
 - 5 Where did Mowgli go when he left the village?
 - 6 What did the wolves want Mowgli to do?
- Finally, ask the children to re-read short sections of the story aloud.

After reading


Stage 2 comprehension

Ask questions orally, or set them as a written activity. Encourage the children to give reasons for their suggestions.

- 1 Why did Buldeo tell the villagers that Mowgli was a danger? Was Mowgli really a danger?
- 2 Why did the wolves want Mowgli to lead the pack? And why did he not want to?
- 3 In the future, what sort of life do you think Mowgli will have?

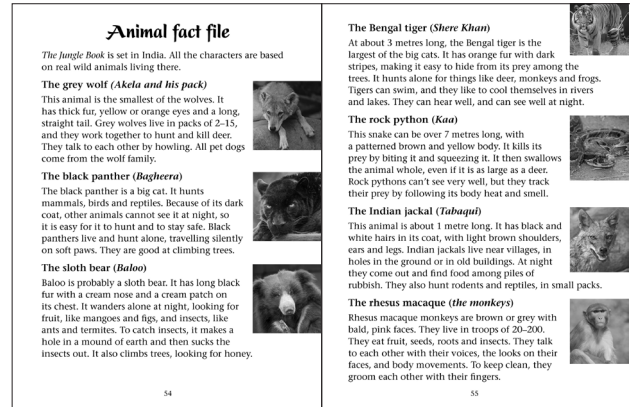
The Law of the Jungle

Pages 52 and 53



Animal fact file

Pages 54 and 55



Before reading

- Read the title of the poem and look at the first picture. Ask the children what they think the poem will be about.

During reading

- Read the poem (or play the audio). Ensure that the children are following in their books.
- Read the poem again – this time the children should read along with you.
- Read again. Get individual students or groups of students to read each verse.

After reading

- Ask questions to check understanding.
- Ask children to give (and explain) their opinion of the poem.
- Ask about the features of the poem. There are words that rhyme, and there is a rhythm and verse structure.

Before reading

- Ask *Which of these animals did you meet in the story?*
- Ask *What do they do in the story? How do they behave with Mowgli?*

During reading

- Look at the different animals with the children, and read out the words for them to repeat.

After reading

- Game: Ask the students questions about each of the types of animal, for them to answer with the correct word, for example:
 - ‘This animal is good at climbing trees.’ ‘The black panther.’
 - ‘This animal likes to cool itself in rivers and lakes.’ ‘The Bengal tiger.’
 - ‘This animal can be over 7 metres long.’ ‘The rock python.’
- The children can play the same game in pairs or in small groups. To make the game more challenging they could cover the text and use the pictures.

After reading the book

These questions are intended for oral use in class but you may ask children for written responses if you feel it is appropriate.

Response to the story

- Ask *Did you like the story? Why? Why not? Did you think it was interesting or boring? Was it exciting or too predictable? Which part of the story did you like best? Were there any parts of the story that surprised you? What did you think of the ending?*
- Talk about the way each chapter ended. Ask *Did the end of the chapters make you want to read on?* Talk about how this technique is often used in stories and other media such as TV.

Characters

- Ask the children about the main story characters. *Did you like Mowgli? What did you think of Baloo and Bagheera? What did you think of Shere Khan?*

Plot

- Encourage the children to retell the basic story in their own words. They can use the pictures as a framework for doing this.

Settings

- Ask *Where did the story take place?* Talk about the main setting of the book in India. Then go through the book with the class and ask them to identify each of the story settings.

Moral issues and themes

Use any of these themes from the story as a basis for a class discussion:

- Law of the Jungle. Ask *Why is there a Law of the Jungle? Is it useful? Do all the animals keep the law? What happens if they don't?*
- Jungle and village. Ask *For Mowgli, what are the differences between the jungle and the village? Why does he choose to stay in the jungle at the end of the story?*
- Animals and people. Ask *What sort of person do the different animals represent? Akela and Baloo, for example.*

Vocabulary

- Pick out one or more words from the active vocabulary list for each chapter. Ask the children if they can remember the meanings.
- Ask the children to show their understanding of the vocabulary by using the words in sentences.

Follow-up ideas

- As a class compose a story sequel using this story as a model.
- Jungle alphabet. There are a lot of different animals and other things from the jungle in the story. Ask the class to put together an alphabet using as many of these words as possible.
- Drama. Get the children to act out the story of *The Jungle Book*. Give each child a part to play and they can act out the story as you read it.