

The new
BMW 5 Series Saloon



www.bmw.com

Sheer
Driving Pleasure



THE NEW BMW 5 SERIES SALOON.

JOY IS AN EXPLORATION OF BEAUTY.

BMW EfficientDynamics
Less emissions. More driving pleasure.





INSPIRING DESIGN DOES NOT ALWAYS BEGIN ON PAPER.

Beauty, they say, is in the eyes of the beholder. The beauty of a BMW is based on ideas. In the case of the new BMW 5 Series Saloon, the designers' idea was to re-invent dynamism, using distinctive and elegant lines. They designed an elongated front section, which suggests power while helping to lower fuel consumption. The interior design is both harmonious and dynamically charged. Find out more about dynamism in its most beautiful form: www.bmw.com/5series

AESTHETICS

What is it about the new BMW 5 Series Saloon that makes it so hard to take one's eyes off it? Is it the expressive front? The sporty contours of the bonnet? The distinctive tail? The car's overall elegance? The dynamic movement it suggests? Or is it simply the fact that the new BMW 5 Series Saloon epitomises aesthetic perfection?





**A FORMULA TO
CAPTIVATE THE
SENSES.**

The new BMW 5 Series Saloon is the sum of sportiness and elegance, dynamism and efficiency, agility and comfort. It all adds up to something very special:



JOY.



OUR ENGINEERS EXPEND ALL THEIR ENERGY TO ENSURE THAT YOU EXPEND LESS OF YOURS.

BMW EfficientDynamics is an umbrella term for a range of technologies used to lower fuel consumption and enhance driving pleasure at the same time. Everything in the new BMW 5 Series Saloon is designed for maximum efficiency, a virtue that comes as standard in every BMW. This includes pioneering engine technology and aerodynamics. Even the surplus kinetic energy of the car that becomes available when you lift your foot off the accelerator or step on the brake is not wasted: thanks to Brake Energy Regeneration, it is converted into electricity and fed into the battery. This means less work to do for the engine, with a corresponding fuel saving. Just one feature of many that contribute to making driving pleasure more energy-efficient than ever before.





Engines drive cars. That's what the intellect tells us. But the heart knows that a BMW engine does much more than just power a car. It's an alchemist. The engines in the new BMW 5 Series Saloon turn energy into emotion. Torque into a quickening pulse. Refinement into relaxation. Pulling power into exhilaration. The immediate, joyful power delivery of the BMW 5 Series Saloon engines converts a minimum of fuel into a maximum of driving pleasure.


**YOU CAN'T DESIGN
EMOTIONS. BUT YOU
CAN DESIGN ENGINES
THAT AWAKEN THEM.**



BMW ConnectedDrive* is the umbrella term for BMW technologies used to establish an information network that effectively integrates the car and driver into their environment. In every situation, you can count on optional assistance systems offering you a maximum of safety, comfort and infotainment. From an Information Service to the automated emergency call triggered in the event of an accident to the innovative Head-up Display projecting important information on the car's windscreen – BMW ConnectedDrive is all about making sure that nothing comes between you and the joy of driving.

www.bmw.com/ConnectedDrive

* May not be available in all countries.



**THE NEW BMW 5 SERIES SALOON.
IQ AS WELL AS HP.**



The innovative BMW ConnectedDrive systems* are all about making life easy. When parking, for example, even tight parking spaces are no problem to get into. The optional Park Assistant measures the size of the parking spot and automatically steers the car into it, at the press of a button – all you have to do is operate the accelerator and brake pedals. The optional Surround View provides further assistance: this system helps you see what you need to see when things get tight. It's just another way in which BMW ConnectedDrive makes driving easier.

* May not be available in all countries.



When you're getting into the new BMW 5 Series Saloon for the first time, you'll want to pause for a moment to take in the ambience. What you'll notice first is the clean lines and inherent harmony of the design: uncluttered, elegant surfaces with neatly arranged control elements meet high-class materials and top workmanship. The overall effect is a feeling that tells you that you have arrived in the right place. A little later, you'll notice that this design does not just look good; it is also extremely functional: everything is designed for typical BMW driving pleasure. Every control and display is ergonomically optimised, angled towards the driver and located in just the place where you would want it to be. So you can focus all your attention on the road ahead of you. If you cast your eyes a little towards the centre console, your gaze alights on the perfectly integrated 10.2-inch Control Display of the optional Navigation system Professional. On the other side, integrated in the exterior mirror, the optional Lane Change Warning System features a flashing indicator warning you of any vehicles in your blind spot. And right in front of you is the optional Head-up Display, projecting important data directly into your field of vision – for example navigation instructions for a complex road layout coming up ahead. So you never have to avert your eyes from the road – a driver assistance system that is without peer in its class. It is intelligent technology, intelligently integrated into an interior that exudes a unique sense of style.

PERFECTION.

ALL THE DETAILS IN THE INTERIOR OF THE NEW BMW 5 SERIES SALOON COMBINE TO FORM AN INTEGRATED WHOLE. EVERYTHING FEELS JUST RIGHT.

IN THE INTERIOR OF THE BMW 5 SERIES SALOON, EVEN SMALL DETAILS SUPPORT A BIG AIM: PERFECTION.



Each seat in the new BMW 5 Series Saloon has been designed with one clear aim in mind: maximum comfort. Space on the rear seats is generous, with ample leg- and headroom even for tall passengers. The interior combines high-class materials, including optional wood trim and optional Nappa leather, with perfect workmanship. This approach has created a luxurious interior that ensures a pleasant journey for all.



In addition to the high quality and generous amount of space, the front and rear passengers also benefit from unique equipment details that ensure maximum comfort, even on longer journeys. From the optional 4-zone automatic air conditioning, enabling passengers to choose individualised air conditioning settings, which supports individual air settings for each seat, to the optional rear-seat entertainment system Professional, comprising two 9.2-inch monitors, a separate DVD drive and easy-to-use controls. And finally: the sound. The 16 high-end loudspeakers of the optional HiFi system Professional are distributed across the entire interior, creating the brilliant acoustics of a concert hall in your BMW 5 Series Saloon at the touch of a button. The only difference: in the BMW 5 Series, everyone has the best seat in the house. Once you have sat down in the BMW 5 Series Saloon, you won't want to get out again.

5 MINUTES IN THE NEW BMW 5 SERIES SALOON.

**Falling in love only takes 3 seconds.
Forming a deep, lasting friendship
takes 4 minutes and 57 seconds longer.**

What do the first five minutes in the new BMW 5 Series Saloon feel like? BMW Magazine researched the issue and documented the results. (The most important result was that they didn't really want to get out of the BMW 5 Series Saloon again.)

2:47 It's so quiet, almost as though the world had been wrapped up in cotton wool. Your senses become more acute. Everything is focused on the driver; the centre console and gear selector lever are inclined towards you. Buttons can be reached with the tips of one's fingers; you just need to stretch out your hand. The forward rotation of the shoulder feels familiar: it is just like trying on a tailored suit.

0:07 Operating the door handle is the first indication of things to come. The door opens with that satisfying "clunk" that is the unmistakable sign of first-class materials and precise workmanship. You take a seat behind the steering wheel and cast your eye over the cockpit. You close the door; the last couple of inches, the door moves by itself, pulling itself shut with hardly a noise.

1:12 The clear cockpit layout seems pleasantly familiar. High-quality materials make for a superb look and feel. Your fingertips caress the different types of surfaces. The steering wheel feels sporty and compact. How pleasant it is to the touch! Ergonomic perfection meets fine leather.

3:31 Press the Start button, and the vehicle's functions come to life. The BMW 5 Series Saloon talks to you in a wordless language. You turn the iDrive Controller, which functions with flawless precision. Everything is quick and easy to set up. Your mobile phone is instantly connected to the car.

4:55 It is fun, getting to know this car. A little exciting, too, inspiring, like the first day at a job that you have long looked forward to. And then: the first press of the accelerator pedal. Still in idle. You hear the power of the engine, feel its dynamic potential, can't wait to get going. And you already know that you won't want to stop again.

INTELLIGENCE.



**WE HAVE THOUGHT
OF IT, SO YOU DON'T
HAVE TO.**

From innovative driver assistance systems to the revolutionary Integral Active Steering and powerful engines – the technology in the new BMW 5 Series Saloon cannot defy the laws of physics. But it uses them in novel ways, to enable you to relax while enjoying your drive.

BMW EFFICIENT DYNAMICS TAKES LITTLE AND GIVES A LOT.

BMW EfficientDynamics 
Less emissions. More driving pleasure.

Efficient vehicles accelerate from 0 to 100 km/h in 4.8 seconds. Efficient vehicles are extremely aerodynamic. Efficient vehicles captivate the eye before they have even started moving.

Sports cars consume only 3.8 litres of diesel per 100 kilometres. Sports cars are refuelled at an electric socket.

Efficient sports cars like the **Concept Car BMW Vision EfficientDynamics** make the impossible possible, demonstrating that the vision of highly efficient mobility combined with pure emotion can soon become a reality.



With its ongoing, tireless research effort, BMW is developing innovations and pioneering eco-friendly mobility. Like every BMW, the new BMW 5 Series Saloon comes with the comprehensive, multi-award-winning BMW EfficientDynamics technology package. Together, the various BMW EfficientDynamics features minimise fuel consumption and CO₂ emissions while maximising power and dynamic performance. Less emissions, more driving pleasure – a contradiction that BMW has resolved, once and for all. Benefiting both the environment and the driver.

High Precision Injection

This latest-generation petrol direct injection system features Piezo injectors located right next to the spark plugs. They inject fuel at high pressure with maximum precision, ensuring particularly efficient combustion.

BMW TwinPower Turbo technology

This innovative turbocharging technology efficiently reclaims the energy contained in exhaust gases, using two turbochargers (550) or a TwinScroll charger (535).

8-speed automatic transmission Steptronic

The close spacing of gear ratios in the new optional 8-speed automatic transmission enables maximum use of the optimum rev range, lowering fuel consumption and enhancing shift comfort.

Air vent control

A sensor constantly determines the engine's current cooling requirements, rendering a permanent air stream through the radiator unnecessary. The air vents in front of the radiator open or close depending on the environmental temperature and road speed. When shut they improve aerodynamics, shorten the engine's warm-up time and thus reduce fuel consumption.

Optimum Shift Indicator

Timely gearshifts are one of the most effective and easiest ways to save fuel. This is where the Optimum Shift Indicator provided in conjunction with the 6-speed manual transmission comes in. It shows the driver which gear to use in order to save fuel.

Electric Power Steering

Unlike conventional, hydraulic steering systems, electric steering only uses energy during actual steering. When the steering wheel position is constant the electric motor is inactive.

Brake Energy Regeneration

Brake Energy Regeneration means that the generator usually only generates electricity when the driver either takes the foot off the accelerator or brakes – previously unused kinetic energy is converted into electrical energy and fed into the battery.

Standard/optional equipment.



- **Xenon Headlights** for high and low beam, with automatic headlight range control and headlight washing system, provide much better illumination of the road ahead at night or in poor visibility. The four LED light rings can be used as daytime driving lights or parking lights.
- **Adaptive Headlights** with variable light distribution. The integrated cornering lights become active automatically, even when the car is standing, as soon as the indicator is activated or the steering wheel turned.
- **High-beam assistant** supports the driver by automatically switching between high and low beam when traffic is approaching or enters the lane ahead. When road illumination becomes adequate, headlights are automatically dimmed.



- **Rear light cluster** with tail light, brake light and indicator in LED technology. The typical BMW design of the light elements makes for optimum visibility. Dynamic Braking Lights with flashing function help traffic travelling behind tell the difference between a light tap on the brake pedal and a hard stop – for increased driving safety.



- **Glass roof, electric**, with slide and tilt function with fingertip control, electrically adjustable floating headliner, trap release and comfort opening/closing function.



- **BMW Individual High-gloss Shadow Line** comprises front and rear side window frames and window recess finishers in Black, high-gloss.



- **BMW Individual Exterior Line Aluminium satinated**, comprises features such as front and rear side window frames and window recess finishers in Aluminium satinated.



- **Exterior mirrors**, electrically adjustable and heated, aspheric.
- **Interior and exterior mirrors with automatic anti-glare function** and electric fold-in function.



- **Comfort access** (available only in conjunction with optional ambient light), including chrome elements in the door handles, for opening and locking the vehicle without having to operate the radio remote control. **Vicinity lighting** integrated into the door handles.
- **Soft-Close-Automatic** system gently pulls all four doors shut.



- **Exhaust tailpipes:** the models 523i, 528i, 520d¹, 525d and 530d feature a visible twin tailpipe on the left; the 535i has two single tailpipes, one on the left and one on the right.



- **Exhaust tailpipes:** the 550i features two twin tailpipes, one on the left and one on the right, each with a trapezoid chrome surround.



■ **BMW light-alloy wheels V-spoke 236**, 8 J x 17 inch, 225/55 R 17 tyres (standard on 523i, 528i, 535i, 520d¹, 525d and 530d).



□ **BMW light-alloy wheels star-spoke 327** with runflat tyres, 8 J x 17 inch, 225/55 R 17 tyres.



□ **BMW light-alloy wheels Streamline 363** with runflat tyres, 8 J x 17 inch, 225/55 R 17 tyres.



□ **BMW light-alloy wheels radial-spoke 237** with runflat tyres, 8 J x 18 inch, 245/45 R 18 tyres.



□ **BMW light-alloy wheels V-spoke 328** with runflat tyres, 8 J x 18 inch, 245/45 R 18 tyres (standard on 550i).



□ **BMW light-alloy wheels turbine styling 329** with mixed runflat tyres, 8 J x 18 inch, 245/45 R 18 tyres at the front, 9 J x 18 inch, 275/40 R 18 tyres at the rear.



□ **BMW light-alloy wheels W-spoke 332** with mixed runflat tyres, 8.5 J x 19 inch, 245/40 R 19 tyres at the front, 9 J x 19 inch, 275/35 R 19 tyres at the rear.



□ **BMW light-alloy wheels star-spoke 330** with mixed runflat tyres, 8 J x 18 inch, 245/45 R 18 tyres at the front, 9 J x 18 inch, 275/40 R 18 tyres at the rear.



□ **BMW light-alloy wheels V-spoke 331** with mixed runflat tyres, 8.5 J x 19 inch, 245/40 R 19 tyres at the front, 9 J x 19 inch, 275/35 R 19 tyres at the rear.

¹ Due to become available from 3rd quarter of 2010.

Standard/optional equipment.



■ **Leather steering wheel** with multifunction buttons enables comfortable control of many different functions, without having to take one's hands off the wheel. The buttons on the left cover the complete set of cruise control functions; those on the right are for audio functions such as the radio and telephone.

■ **Start/Stop button** for starting or stopping the engine after unlocking the car. The vehicle key is automatically recognised, without having to be inserted in the ignition.



■ **Cruise Control with braking function** stores any desired speed upwards of approx. 30 km/h and maintains it. The speed limiting function warns the driver via a lamp in the instrument cluster and an acoustic signal when the selected speed is exceeded.

□ **Active Cruise Control with Stop&Go function** and collision warning. For enhanced comfort in stop-and-go traffic. Combines speed control with active distance control, slowing the car down to a stop if needed, and starting it up again in standard stop-and-go situations.

□ **Sports leather steering wheel** with multifunction buttons, very comfortable grip; the integrated buttons can be used to operate the telephone, voice and audio functions as well as the cruise control.
 □ **Steering wheel heating:** just press a button to quickly warm up the steering wheel – very pleasant in winter.



■ **6-speed manual transmission** for a very sporty drive. Smooth, with perfect ratios and precise, short-throw gearshifts. The tight spacing of gear ratios means that you can make even more individual use of the engine's power (not for 550i).

□ **8-speed automatic transmission Steptronic** with electronic gear selection and adaptive transmission management for very fast, immaculate gear changes (standard on 550i).

□ **8-speed sports automatic transmission Steptronic**, with sports mode for a particularly sporty drive and shift paddles on the sports leather steering wheel.
 □ **Dynamic Driving Control** allows the driver to select Normal or Sports mode at the push of a button. Comfort Mode in conjunction with Adaptive Drive or Dynamic Damping Control.

■ **Instrument cluster** with four analogue displays – speedometer, tachometer, fuel gauge and engine oil temperature – with a high-resolution Info Display in landscape format (5.7") below. This displays data such as current fuel consumption, on-board computer functions and, in combination with the Navigation system Professional or Business, navigation instructions.



■ **BMW EfficientDynamics display.** As soon as the driver brakes or lifts the right foot off the accelerator, Brake Energy Regeneration converts the vehicle's redundant kinetic energy into electric energy and feeds this into the battery. This charging process is indicated by a symbol in the rev counter display.




□ **Speed Limit Info** detects speed limits and shows the driver the currently applicable speed limit in the Info Display or the optional Head-up Display (only in conjunction with Navigation system Professional*).



□ **Lane Departure Warning System** uses a camera to recognise whether the vehicle is threatening to stray outside the limits of the lane and alerts the driver by making the steering wheel vibrate.



□ **Lane Change Warning System** detects vehicles in the driver's blind spot and vehicles approaching at speed in the adjacent lane when the driver has activated the indicator in order to change lanes. The system alerts the driver by making the steering wheel vibrate and by a visual warning on the exterior mirror.



□ **The Head-up Display** projects relevant data, such as the current road speed, directly into the driver's field of vision. In addition, navigation instructions, functions of the Active Cruise Control with Stop&Go function, functions of the Lane Departure Warning System, Speed Limit Info and Check Control as well as warnings from BMW Night Vision with pedestrian recognition may be shown on the display (not in conjunction with windscreen with grey shade band).



□ **Park Assistant** makes parallel parking easier. When travelling at speeds below 35 km/h, the system measures any parking gaps the vehicle passes. When a big enough gap has been found, the Park Assistant will do the steering, while the driver continues to operate the accelerator and brake pedals. The sensor is harmoniously integrated into the side indicator.



□ **Rear view camera** shows a clear image of the area behind the vehicle on the Control Display. Interactive tracking lines indicate for example whether or not the intended parking space offers enough room for the vehicle. The rear view camera is activated by engaging reverse gear.

□ **Park Distance Control (PDC)**, front and rear, facilitates the process of parking and manoeuvring in confined spaces, giving you an acoustic signal for the distance between your car and an obstacle, as well as a visual indication in the Control Display.



□ **Surround View** offers the driver a good view of the area directly around the vehicle when manoeuvring. The BMW is represented as seen from above on the Control Display. In addition, the optional rear view camera enhances visibility when reversing at speeds below 20 km/h, for example when parking. The Side View function enhances visibility when joining a road from a side street or exit.

* May not be available in all countries. Please consult your BMW partner.

Standard/optional equipment.



■ **Controller** is the central operating element of iDrive, and used to access all functions of the Control Display. Four frequently used menus can also be opened via the direct menu control buttons: CD, radio, navigation and telephone. In addition, eight functional bookmarks can be assigned functions of your choice.

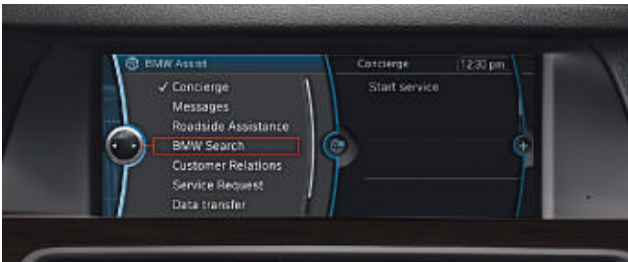


■ **Control Display** with high-resolution TFT colour monitor (7") for displaying functions that are accessed using the Controller. In conjunction with the optional Navigation system Professional, the screen measures 10.2" (shown here).



□ **Navigation system Professional*** with high-resolution 10.2" colour display with splitscreen function, DVD drive (audio/video DVD, MP3 decoder), hard disk for navigation data, 3D route maps, satellite images, 12 GB hard disk storage for audio files, music database, and voice control system with block command support.

□ **Navigation system Business** with high-resolution 7" colour display, CD drive (audio CD/MP3 decoder), internal storage for navigation data, Traffic Message Channel (TMC), 2D route maps.



□ **BMW Assist*** supports the driver with cost-free services including an automatic and manual emergency call function, Traffic Info plus, My Info and a personal Information Service.

□ **BMW Online*** provides access to online services (e-mail, customised portals for news, stock market updates, weather etc. and Google Maps).

□ **Navigation system Professional* with integrated Bluetooth mobile phone preparation** including hands-free equipment, BMW Assist*, BMW Online*. During the first three years¹, the BMW ConnectedDrive services BMW Assist* and BMW Online* are free of charge.



□ **Hard disk drive** enables quick access to a large collection of music files which can be transferred to the 12 GB hard disk from a CD, MP3 player or USB stick (included with Navigation system Professional*).



■ **Integrated Owner's Manual** for quick and immediate access to all vehicle-specific information. The owner's manual can be operated via the iDrive and is shown on the Control Display. To ensure optimum user-friendliness, the contents features multimedia elements such as animations and dynamic illustrations.



□ **BMW Night Vision with pedestrian recognition** uses an infrared camera to detect people and animals up to a distance of 300 metres. The camera images appear in the Control Display. The pedestrian recognition feature displays a visual warning (optionally shown in the Head-up Display) as soon as it detects people moving near the road outside the range of the headlights. The infrared camera for BMW Night Vision is integrated in the kidney grille.



□ **TV function** enables you to use the Control Display as a television set when the vehicle is stationary. Enables reception of terrestrial analogue and digital television (DVB-T) channels. Can also be used in the rear in conjunction with rear-seat entertainment Professional. Available in conjunction with Navigation system Professional.

* May not be available in all countries. Please consult your BMW partner.

¹ From initial vehicle registration.



- **Radio BMW Professional**, 4-channel amplifier, double-tuner reception, aerial diversity, scan function, CD drive with MP3 decoder, six loudspeakers.
- **HiFi System Professional** with DIRAC signal processing and surround-sound mode; 600-Watt digital amplifier, vehicle-specific equalizing and 16 loudspeakers provide a listening experience of unmatched intensity.
- **HiFi loudspeaker system** with digital amplifier (205 Watt) and twelve loudspeakers for a brilliant sound.
- **DAB Tuner** to enable reception of digital radio broadcasts.

- **Rear-seat entertainment (shown here)** includes two tiltable 8" colour screens and a DVD drive; with remote control unit and interfaces for MP3 player, games consoles and headphones (incl. wireless).
- **Rear-seat entertainment Professional** includes two tiltable 9.2" colour screens and a DVD drive in the rear, for navigation while on the move; with remote control unit and interfaces for MP3 player, games consoles and headphones (incl. wireless).



- **AUX-IN connection**, incl. 12-V socket, for an external audio device.
- **USB audio interface** enables connection of an iPod, USB stick or MP3 player.
- **Preparation for mobile phone with Bluetooth interface, including hands-free equipment**, connection for charger and outside aerial.

- **Automatic air conditioning with 2-zone control**, includes recirculated-air filter, fogging sensor, auxiliary ventilation, residual heat utilisation and automatic temperature control.
- **Automatic air conditioning with 2-zone control, extended**, incl. automatic air recirculation (AAR), individual automatic control with five intensity levels and solar sensor (standard for 535i).

- **Automatic air conditioning with 4-zone control**, features as extended automatic air conditioning with 2-zone control, plus air vents in the B-pillars and comfort air vents in the centre of the instrument panel for directable or draft-free ventilation. Separate control element with display in the rear area for individual temperature settings (standard for 550i).

Standard/optional equipment.



□ **Sports seats for driver and front passenger** provide optimum lateral support thanks to highly contoured seat sides; with individual electric adjustment of seat height and backrest angle, and manual adjustment of seat angle, fore/aft position and thigh support.



□ **Comfort seats for driver and front passenger**, with electric adjustment, including comfort headrests (outer contact surface adjustable) with active function; with adjustment of upper backrest segment, backrest width and headrest height, including lumbar support and memory function for driver and passenger side, exterior mirrors and electrically adjustable steering column.

□ **Active seats for driver and front passenger** make for relaxed sitting and driving on longer journeys. Pelvis and lumbar vertebrae are mobilised by alternating, cyclical up/down movements of the seat surface.




■ **Standard seats for driver and front passenger**, with electric adjustment of seat height and backrest angle; manual adjustment of fore/aft position, headrest height and seat angle (for the driver).

□ **Seat adjustment, electric**, with memory function for driver's seat, exterior mirrors and electrically adjustable steering column (standard for 550i).

□ **Seat heating** for driver and front passenger seat. Seat surface and backrest are heated; three heating levels (standard for 550i).

□ **Lumbar support** for driver and front passenger seats, electrically adjustable for height and depth, for an ergonomically perfect seat position and back muscle support.



□ **Active seat ventilation** for driver and front passenger seats considerably enhances summer comfort by ensuring a pleasantly cool seat temperature. Ventilators in the seat surface and backrest blow air through the perforated leather seat covers.



■ **Armrest at the front**, including storage compartment and cup holder.



□ **Sunblind** for rear window, electric, deflects intense sunlight and provides effective protection from prying eyes.



□ **Sunblinds** for rear side windows, mechanical.



□ **Through-loading system** with asymmetric 60/40-split folding backrest, centre armrest with storage compartment, additional storage compartment above the centre armrest, 12 V socket in the boot. In conjunction with the optional **ski bag** for up to four pairs of skis there is no upper storage compartment.



■ **Standard equipment** includes illumination of the front exit area and footwell, the glove compartment and cabin as well as the vanity mirrors at the front left and right, rear reading lights, soft light function and luggage compartment lights.
 □ **Ambient light** includes illumination of the storage compartment in the front centre armrest, the storage areas in the doors, the door openers and the door trims, as well as illuminated entry sills (550i only) and vicinity lighting integrated in the exterior door handles.



■ **Storage compartment underneath the luggage compartment floor** offers additional storage space (in conjunction with runflat tyres).
 □ **Automatic operation of tailgate:** the tailgate can be opened and closed automatically via the radio remote control.



■ **Personal Profile:** depending on your equipment selection, your individual settings for temperature and air distribution of the automatic air conditioning, seat and exterior mirror positions, radio volume and sound settings etc. are saved by the vehicle and will activate when you open the central locking with your personal key.



□ **BMW Service Inclusive*.** Service costs are another area where your BMW Service partner can offer you an intelligent solution. With BMW Service Inclusive, routine maintenance services will be provided at no extra cost to you, for the agreed duration or mileage. Find out more at www.bmw.com/serviceinclusive

* May not be available in all countries. Please consult your BMW partner.

BMW Lifestyle.




Titanium Sports Sunglasses.

Looking good has never been easier: these fashionable, lightweight titanium sunglasses feature the BMW logo on both temples, and the olive green plastic lenses provide protection from UV rays.



Men's Sports Chrono.

Good times: this sporty chronograph features a precise quartz movement. It has a 44 mm stainless steel case and is water-resistant up to 10 atm. The BMW logo is displayed on the black-and-white watch face and on the back.



BMW M Casual Men's Shirt.

Get sporty: this classic leisure shirt in anthracite has a red collar underside and cuffs with an embroidered BMW M logo. The contemporary fabric blend (97% cotton, 3% elastane) minimises crinkling.



BMW M Casual Ladies' Shirt.

Look good wherever you are: this anthracite-coloured shirt accentuates your figure and has side zips for a perfectly tailored fit. Red collar underside and cuffs. Embroidered BMW M logo. Material: 97% cotton, 3% elastane.



Golf Cart Bag.

For a favourable handicap: this handy cart bag is a virtuoso even away from the course. Its features include eleven special compartments, rain hood, tee holder, insulated drinks compartments and attachments for a club cloth and umbrella. Weight: 4.1 kg. Dimensions (L x W x H): 40 x 35 x 94 cm. Material: leatherette, nylon.

Original BMW Accessories.



Carbon rear spoiler, cross-spoke 312 in Ferric Grey, 20-inch, cast



Infrared stereo headphones, specially designed for use with the optional BMW rear-seat entertainment systems.



BMW Junior Seat I-II, with/without ISOFIX, available in various colourways.



Snap-in adapter with USB interface for telephoning and listening to music.

A BMW always delivers a special drive – and Original BMW Accessories make the experience better still. Combining great ideas, immaculate design and sheer practicality to create innovative solutions, Original BMW Accessories are available in many categories: exterior, interior, communications & information and transport & luggage compartment solutions. Your BMW Service partner will be pleased to advise you on the complete range of Original BMW Accessories and provide you with a special catalogue. For further information, please visit

Safety	523i	528i	535i	550i	520d ¹	525d	530d
Airbags:							
– Airbags for driver and front passenger, seat occupancy detector for front passenger airbag, front passenger airbag can be deactivated	■	■	■	■	■	■	■
– Head airbags, front and rear (curtain)	■	■	■	■	■	■	■
– Side airbags, front	■	■	■	■	■	■	■
Active headrests, front	■	■	■	■	■	■	■
BMW Service Inclusive includes numerous maintenance services which can be performed by any of the many participating BMW partners worldwide. Contract duration or mileage can be varied to suit individual requirements.	□	□	□	□	□	□	□
Brakes:							
– Disc brakes front and rear, inner-vented	■	■	■	■	■	■	■
Central locking with electronic immobiliser, crash sensor, fuel filler cap integrated in central locking	■	■	■	■	■	■	■
Dynamic Braking lights with flashing function	■	■	■	■	■	■	■
Dynamic Stability Control (DSC) , incl. Traction Mode (DTC), Anti-lock Braking System (ABS), CBC and Braking Assistant	■	■	■	■	■	■	■
ISOFIX child seat attachment in the rear	■	■	■	■	■	■	■
Runflat indicator	■	■	■	■	■	■	■
Safety bodyshell:							
– Crumple zones front and rear, bumpers regenerating in impacts up to 6 km/h	■	■	■	■	■	■	■
– Side impact protection, active bonnet (pedestrian protection)	■	■	■	■	■	■	■
Seat belts:							
– Inertia-reel seat belts in the front with pyrotechnical belt latch tensioner and belt force limiter	■	■	■	■	■	■	■
– Rear seat belt system with three-point inertia-reel seat belts	■	■	■	■	■	■	■
Exterior design	523i	528i	535i	550i	520d ¹	525d	530d
BMW Individual Exterior Line Aluminium satinated	□	□	□	□	□	□	□
BMW Individual High-gloss Shadow Line	□	□	□	□	□	□	□
Metallic paintwork	□	□	□	□	□	□	□
Ornamental front grille , chrome surround, kidney grille slats in chrome	–	–	–	■	–	–	–
Ornamental front grille , chrome surround, kidney grille slats in chrome at front, black at sides	■	■	■	–	■	■	■
Trailer tow hitch with electrically adjustable ball head	□	□	□	□	□	□	□
Wheels	523i	528i	535i	550i	520d ¹	525d	530d
Wheels:							
– Light-alloy wheels, V-spoke styling 236, 8 J x 17", 225/55 R 17 tyres	■	■	■	–	■	■	■
– Light-alloy wheels, star-spoke styling 327, 8 J x 17", 225/55 R 17 tyres	□	□	□	–	□	□	□
– Light-alloy wheels, streamline styling 363, 8 J x 17", 225/55 R 17 tyres	□	□	□	–	□	□	□
– Light-alloy wheels, radial-spoke styling 237, 8 J x 18", 245/45 R 18 tyres	□	□	□	□	□	□	□
– Light-alloy wheels, V-spoke styling 328, 8 J x 18", 245/45 R 18 tyres	□	□	□	■	□	□	□
– Light-alloy wheels, turbine styling 329 with mixed tyres, front 8 J x 18" with 245/45 R 18 tyres, rear 9 J x 18" 275/40 R 18 tyres	□	□	□	□	□	□	□
– Light-alloy wheels, star-spoke styling 330 with mixed tyres, front 8 J x 18" with 245/45 R 18 tyres, rear 9 J x 18" with 275/40 R 18 tyres	□	□	□	□	□	□	□
– Light-alloy wheels, V-spoke styling 331 with mixed tyres, front 8.5 J x 19" with 245/40 R 19 tyres, rear 9 J x 19" with 275/35 R 19 tyres	□	□	□	□	□	□	□
– Light-alloy wheels, W-spoke styling 332 with mixed tyres, front 8.5 J x 19" with 245/40 R 19 tyres, rear 9 J x 19" with 275/35 R 19 tyres	□	□	□	□	□	□	□
Mobility Set	■	■	■	□	■	■	■
Runflat tyres	□	□	□	■	□	□	□
¹ Planned availability as of third quarter 2010.							
² Planned availability as of 06/2010.							

Interior design	523i	528i	535i	550i	520d ¹	525d	530d
BMW Individual roofliner Anthracite	□	□	□	□	□	□	□
Door sill finishers in chrome	■	■	■	■	■	■	■
Interior trims:							
– Black, high-gloss	■	■	■	–	■	■	■
– Fine Brushed Aluminium	□	□	□	□	□	□	□
– Fine-wood trim Fineline anthracite	□	□	□	□	□	□	□
– Fine-wood trim Ash Grain, high-gloss, light	□	□	□	□	□	□	□
– Fine-wood trim Ash Grain, high-gloss, dark	□	□	□	■	□	□	□
Upholstery:							
– "Diagonal" cloth, Anthracite or Veneto Beige ²	■	■	■	–	■	■	■
– Cloth/leather "Tudor" upholstery ²	□	□	□	–	□	□	□
– Dakota leather	□	□	□	■	□	□	□
– Exclusive Nappa leather, extended	□	□	□	□	□	□	□
Transmission and technology	523i	528i	535i	550i	520d ¹	525d	530d
6-speed manual transmission with Optimum Shift Indicator	■	■	■	–	■	■	■
8-speed automatic transmission Steptronic , electronic gear selector switch, Adaptive Transmission Management	□	□	□	■	□	□	□
8-speed sports automatic transmission Steptronic with gearshift paddles on the steering wheel	□	□	□	□	□	□	□
Adaptive Drive (Dynamic Drive and Dynamic Damping Control)	–	–	□	□	–	–	□
Aluminium integral rear axle	■	■	■	■	■	■	■
Auto Start/Stop function (in conjunction with 6-speed manual transmission)	–	–	–	–	■	–	–
BMW diesel with BluePerformance (in conjunction with 8-speed automatic transmissions)	–	–	–	–	–	–	□
BMW four-cylinder in-line diesel engine with exhaust turbocharger	–	–	–	–	■	–	–
BMW six-cylinder in-line diesel engine with exhaust turbocharger	–	–	–	–	–	■	■
BMW six-cylinder in-line petrol engine	■	■	–	–	–	–	–
BMW TwinPower Turbo eight-cylinder petrol engine	–	–	–	■	–	–	–
BMW TwinPower Turbo six-cylinder in-line petrol engine with Valvetronic	–	–	■	–	–	–	–
Brake Energy Regeneration	■	■	■	■	■	■	■
Diesel particle filter (maintenance-free)	–	–	–	–	■	■	■
Double-wishbone front suspension	■	■	■	■	■	■	■
Double-VANOS	■	■	■	■	–	–	–
Dynamic Damping Control	□	□	–	–	□	□	–
Dynamic Driving Control (in conjunction with 8-speed sports automatic transmission, Integral Active Steering, Adaptive Drive or Dynamic Damping Control)	□	□	□	□	□	□	□
Integral Active Steering	□	□	□	□	□	□	□
M Sports Suspension	□	□	□	□	□	□	□
Parking brake , electromechanical, in conjunction with automatic transmission with auto-hold function	■	■	■	■	■	■	■
Petrol direct injection (High Precision Injection)	■	■	■	■	–	–	–
BMW ConnectedDrive* – Driver assistance systems	523i	528i	535i	550i	520d ¹	525d	530d
Active cruise control with Stop&Go function and collision warning	□	□	□	□	□	□	□
BMW Night Vision with pedestrian recognition	□	□	□	□	□	□	□
Cruise Control with braking function	■	■	■	■	■	■	■
Head-up Display	□	□	□	□	□	□	□
High-beam assistant	□	□	□	□	□	□	□
Lane Change Warning System	□	□	□	□	□	□	□
Lane Departure Warning System	□	□	□	□	□	□	□
Park Assistant (available in conjunction with PDC)	□	□	□	□	□	□	□
Park Distance Control (PDC) front and rear, with visual and acoustic feedback	□	□	□	□	□	□	□

* May not be available in all countries. Please consult your BMW partner.

■ Standard equipment □ Optional equipment – Not available

BMW ConnectedDrive* – Driver assistance systems	523i	528i	535i	550i	520d¹	525d	530d
Rear view camera (available in conjunction with PDC)	□	□	□	□	□	□	□
Speed Limit Info (available in conjunction with Navigation system Professional)	□	□	□	□	□	□	□
Surround View (available in conjunction with rear view camera and PDC)	□	□	□	□	□	□	□
Light and sight							
Adaptive Headlights with variable light distribution, cornering lights and headlight range control	□	□	□	□	□	□	□
Ambient light incl. vicinity lighting	□	□	□	■	□	□	□
BMW Individual rear reading lights	□	□	□	□	□	□	□
Exterior mirrors , aspheric, electrically adjustable, with active heating (determined by outside temperature)	■	■	■	■	■	■	■
Fog lights in ellipsoid free-form technology	■	■	■	■	■	■	■
Headlight washing system	□	□	□	□	□	□	□
Interior and exterior mirrors , with automatic anti-glare function, incl. fold-in function for exterior mirrors	□	□	□	□	□	□	□
LED light rings	■	■	■	■	■	■	■
Lights package contains reading lights, footwell lights as well as front and rear ambient light, luggage compartment lighting, front exit lights	■	■	■	■	■	■	■
Rain sensor , incl. driving lights and windscreen wiper control	■	■	■	■	■	■	■
Sun protection:							
– BMW Individual sun protection glazing	□	□	□	□	□	□	□
– Combined heat/sun protection glazing	■	■	■	■	■	■	■
– Sunblind, rear window, electric	□	□	□	□	□	□	□
– Sunblinds, rear side windows, mechanical	□	□	□	□	□	□	□
Xenon Headlights for high and low beam, incl. automatic headlight range control	□	□	□	□	□	□	□
Interior							
Auxiliary heating with remote control	□	□	□	□	□	□	□
Glass roof , electric, with adjustable floating headliner	□	□	□	□	□	□	□
On-board computer , incl. Check Control and external temperature in the Info Display (5.7-inch)	■	■	■	■	■	■	■
Seats/seat comfort:							
– Active seats for driver and front passenger, electric	□	□	□	□	□	□	□
– Active seat ventilation in front	□	□	□	□	□	□	□
– Comfort seats for driver and front passenger, electric	□	□	□	□	□	□	□
– Lumbar support for driver and front passenger seats, electrically adjustable	□	□	□	□	□	□	□
– Seat adjustment, electric, with memory function for driver's seat, electric steering column adjustment	□	□	□	■	□	□	□
– Seat heating for driver and front passenger seats	□	□	□	■	□	□	□
– Seat heating in the rear	□	□	□	□	□	□	□
– Sports seats for driver and front passenger	□	□	□	□	□	□	□
– Standard seats with partly electric adjustment and pockets on the rear panels of the seat backs	■	■	■	–	■	■	■
– Through-loading system with asymmetric 60/40-split folding backrest	□	□	□	□	□	□	□
Service interval indicator in the Info Display	■	■	■	■	■	■	■
Ski bag (available in conjunction with through-loading system)	□	□	□	□	□	□	□
Steering wheels:							
– Leather steering wheel with multifunction buttons (incl. radio and telephone control)	■	■	■	■	■	■	■
– Sports leather steering wheel with multifunction buttons	□	□	□	□	□	□	□
– Steering wheel heating	□	□	□	□	□	□	□
* May not be available in all countries. Please consult your BMW partner.							

Comfort and interior equipment	523i	528i	535i	550i	520d¹	525d	530d
Alarm system with remote control	□	□	□	□	□	□	□
Armrest in the front with storage compartment , lockable	■	■	■	■	■	■	■
Automatic air conditioning with 2-zone control	■	■	–	–	■	■	■
Automatic air conditioning with 2-zone control, extended	□	□	■	–	□	□	□
Automatic air conditioning with 4-zone control	□	□	□	■	□	□	□
Automatic operation of tailgate	□	□	□	□	□	□	□
Comfort access system (available only in conjunction with optional ambient light)	□	□	□	□	□	□	□
Cup holders front/rear	■	■	■	■	■	■	■
Fogging sensor	■	■	■	■	■	■	■
Personal Profile , individualisation of key control functions	■	■	■	■	■	■	■
Smoker's package	□	□	□	□	□	□	□
Soft Close Automatic system for doors	□	□	□	□	□	□	□
Start/Stop button	■	■	■	■	■	■	■
Entertainment, communication and information							
BMW ConnectedDrive* – Telematics Services*:							
– BMW Assist	□	□	□	□	□	□	□
– BMW Online	□	□	□	□	□	□	□
– BMW TeleServices	□	□	□	□	□	□	□
Control Display:							
– 7-inch	■	■	■	■	■	■	■
– 10.2-inch (available in conjunction with Navigation system Professional*)	□	□	□	□	□	□	□
Controller on centre console, incl. direct menu control buttons	■	■	■	■	■	■	■
Functional bookmarks	■	■	■	■	■	■	■
HiFi loudspeaker system	□	□	□	□	□	□	□
HiFi system Professional	□	□	□	□	□	□	□
Integrated Owner's Manual	■	■	■	■	■	■	■
Navigation system Business with 7-inch Control Display	□	□	□	□	□	□	□
Navigation system Professional* with 10.2-inch Control Display, splitscreen function, hard disc-supported system incl. 12 GB storage facility for audio files	□	□	□	□	□	□	□
Navigation system Professional* with integrated Bluetooth mobile phone preparation, telematics-compatible (incl. voice control, BMW Assist*, BMW Online*, emergency call*)	□	□	□	□	□	□	□
Radio/audio:							
– AUX-IN connection in the centre console	■	■	■	■	■	■	■
– DAB tuner for additional reception of digital audio programmes	□	□	□	□	□	□	□
– DVD changer for six DVDs	□	□	□	□	□	□	□
– Extended connection of mobile phone music player	□	□	□	□	□	□	□
– Radio BMW Professional with CD drive, double tuner, MP3 decoder	■	■	■	■	■	■	■
– USB/audio interface	□	□	□	□	□	□	□
Rear-seat entertainment , incl. two tiltable 8-inch screens	□	□	□	□	□	□	□
Rear-seat entertainment Professional , incl. two tiltable 9.2-inch screens, compatible with BMW ConnectedDrive telematics services	□	□	□	□	□	□	□
Telephone:							
– Mobile phone preparation Business with Bluetooth interface	□	□	□	□	□	□	□
TV function for analogue and digital reception (DVB-T*)	□	□	□	□	□	□	□
Voice control system	□	□	□	□	□	□	□

¹ Due to become available from 3rd quarter of 2010.

Weight		523i	528i	535i	550i	520d ¹	525d	530d
Unladen EU ²	kg	1700 [1725]	1710 [1730]	1760 [1775]	1905	1715 [1720]	1765 [1780]	1790 [1795]
Max. permissible	kg	2235 [2260]	2245 [2265]	2295 [2310]	2430	2250 [2255]	2300 [2315]	2325 [2330]
Permitted load	kg	610	610	610	600	610	610	610
Permitted axle load front/rear	kg	1070/1265 [1070/1270]	1070/1265 [1070/1270]	1100/1275	1195/1310	1060/1275	1100/1280 [1100/1285]	1125/1295
Permitted roof load	kg	100	100	100	100	100	100	100
Permitted trailer load, unbraked ³	kg	750	750	750	750	750	750	750
Permitted trailer load, braked, max. 12% gradient ³	kg	1900 [2000]	2000	2000	2000	2000	2000	2000
Permitted trailer load, braked, max. 8% gradient ³	kg	1900 [2000]	2000	2000	2000	2000	2000	2000
Permitted towbar download	kg	90	90	90	90	90	90	90

Engine ^{4, 5}		523i	528i	535i	550i	520d ¹	525d	530d
Cylinders/valves		6/4	6/4	6/4	8/4	4/4	6/4	6/4
Capacity	cc	2996	2996	2979	4395	1995	2993	2993
Stroke/bore	mm	88.0/85.0	88.0/85.0	89.6/84.0	88.3/89.0	90.0/84.0	90.0/84.0	90.0/84.0
Output/engine speed	kW (hp)	150 (204)	190 (258)	225 (306)	300 (407)	135 (184)	150 (204)	180 (245)
	rpm	6100	6600	5800	5500–6400	4000	4000 [3750]	4000
Max. torque/engine speed	Nm	270	310	400	600	380	450	540
	rpm	1500–4250	2600–5000	1200–5000	1750–4500	1900–2750	1750–2500	1750–3000
Compression ratio	:1	12.0	12.0	10.2	10.0	16.5	16.5	16.5

Transmission		523i	528i	535i	550i	520d ¹	525d	530d
Standard transmission ratios	III/III:1	4.32/2.46/1.66	3.50/1.98/1.31	4.11/2.32/1.54	4.71/3.14/2.11	4.11/2.25/1.40	4.11/2.25/1.40	5.08/2.80/1.78
	IV/V/VI:1	1.23/1.0/0.85	1.0/0.81/0.70	1.18/1.0/0.85	1.67/1.29/1.0	1.0/0.80/0.66	1.0/0.80/0.66	1.26/1.0/0.84
	VII/VIII/R:1	–/–/3.94	–/–/3.30	–/–/3.73	0.84/0.67/3.32	–/–/3.73	–/–/3.73	–/–/4.61
Final drive ratio	:1	3.23	4.10	3.23	2.81	3.39	3.15	2.56

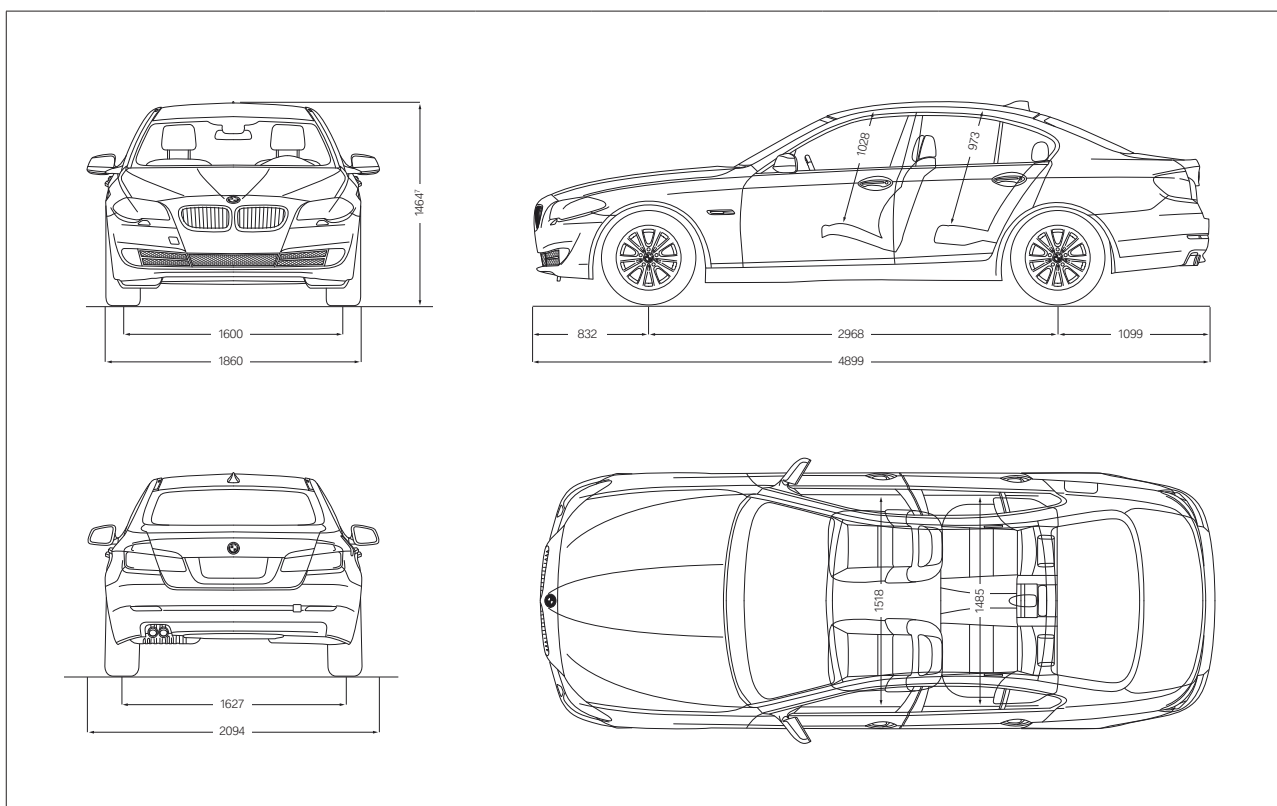
Performance		523i	528i	535i	550i	520d ¹	525d	530d
Top speed	km/h	238 [234]	250 ⁶	250 ⁶	250 ⁶	227 [225]	236	250 ⁶
Acceleration 0–100 km/h	sec	7.9 [8.2]	6.6 [6.7]	6.0 [6.1]	5.0	8.1	7.2	6.3
Acceleration 80–120 km/h in 4th/5th gear (with standard transmission)	sec	9.0	7.0	5.9	–	6.9	6.3	5.0

Fuel consumption ^{4, 5}		523i	528i	535i	550i	520d ¹	525d	530d
Urban	l/100 km	10.5	10.4	11.8 [11.9]	15.4	n. a.	8.1 [7.8]	8.0 [7.8]
Extra-urban	l/100 km	5.9	6.3 [6.0]	6.6 [6.4]	7.5	n. a.	5.1	5.3
Combined	l/100 km	7.6	7.8 [7.6]	8.5 [8.4]	10.4	5.0 [5.2] ⁸	6.2 [6.1]	6.3 [6.2]
CO ₂ emissions	g/km	177 [178]	182 [178]	199 [195]	243	132 [137] ⁸	162 [161]	166 [162]
Tank capacity, approx.	l	70	70	70	70	70	70	70

The technical data may vary by country.

Wheels	523i	528i	535i	550i	520d ¹	525d	530d
Tyre dimensions	225/55 R 17 W	225/55 R 17 W	225/55 R 17 W	245/45 R 18 Y	225/55 R 17 W	225/55 R 17 W	225/55 R 17 W
Wheel dimensions	8 J x 17	8 J x 17	8 J x 17	8 J x 18	8 J x 17	8 J x 17	8 J x 17
Material	Light-alloy	Light-alloy	Light-alloy	Light-alloy	Light-alloy	Light-alloy	Light-alloy

Electrical system	523i	528i	535i	550i	520d ¹	525d	530d
Battery capacity	Ah 80 [90]	80 [90]	80 [90]	90	80 [90]	90	90
Alternator output	A 210	210	170	210	180	180	180
	W 2940	2940	2380	2940	2520	2520	2520



All dimensions in the technical drawings are given in millimetres. Luggage compartment capacity: 520 litres.

¹ Planned availability as of third quarter 2010.

² The figure quoted includes a 90 per cent tank filling, 68 kg for the driver and 7 kg for luggage. Unladen weight applies to vehicles with standard equipment. Optional equipment may increase this figure.

³ The overall weight of the trailer may not exceed the maximum permissible trailer load plus the maximum permissible towbar download.

⁴ BMW recommends the use of RON 95 super unleaded petrol. Unleaded RON 91 and higher with a maximum ethanol content of 10% (E10) may also be used. Output and consumption figures apply to RON 98 fuel.

⁵ All engines comply with the EU5 emissions standard; when equipped with BluePerformance, the BMW 530d complies with the EU6 emissions standard. Fuel consumption is determined in accordance with the ECE driving cycle (93/116/EC) made up of approximately one-third urban traffic and two-thirds extra-urban driving (based on the distance covered). CO₂ emissions are measured in addition to fuel consumption. Fuel consumption is determined for vehicles with standard equipment. Optional equipment (such as wider tyres) may have a significant impact on fuel consumption.

⁶ Electronically limited.

⁷ Height with roof antenna is 1,475 mm.

⁸ Preliminary value, not yet official.

Values in [] apply to vehicles with 8-speed automatic transmission Steptronic (standard on 550i).



BMW Recycling.

Your BMW is the product of a comprehensive recycling concept. But what exactly does that mean in practice? It means that all the requirements of recycling are taken into account from the start, in the initial development of a BMW. One example is careful material selection designed to preserve resources and to ensure efficient recycling compatible with the environment. Each BMW is designed and built for simple and economic recycling after its long running life. Since 1994, we have been collecting the know-how required for this purpose at the unique BMW Recycling and Dismantling Centre (RDC) near Munich. At the same time, the BMW Group is establishing a complete network of vehicle recycling facilities within Europe, focusing in the process on the high standards of quality and environmental care that BMW is renowned for. Please contact your BMW partner on all matters regarding your end-of-life vehicle. They will be happy to help.

The models illustrated in this brochure show the specifications for the German market. In part, they include optional equipment and accessories not fitted as standard. According to the specific requirements of other markets, alterations in models, standard and optional equipment, as described in the text and illustrations, may occur. For precise information please contact your BMW partner. Subject to change in design and equipment. © BMW AG, Munich/Germany. Not to be reproduced wholly or in part without written permission of BMW AG, Munich.

BMW recommends 