

THE POWER SHOWER



By Cheryl Pett, CKD
Cheryl Pett Design, Ltd.
www.cherylpettdesign.com

A custom Koi fish mural with glass pebbles was commissioned for this generous shower.
Designer: Aparna Vijayan,
Ulrich, Inc., Ridgewood, NJ.
www.ulrichinc.com
Photography: Peter Rymwid.

TODAY'S CHOICE OF LARGER SHOWERS HAS CREATED THE *POWER SHOWER*.

Large, giant tubs used to be the major focal point in master baths. The showers were more utilitarian and often a secondary thought. They were very small in comparison to the tubs and often tucked away in a closed-in corner of the bathroom. They had large solid walls on three sides and a small opaque glass entry door.

Now, when clients are interviewed regarding a master bath remodel assessment, they show their space and point to the large oversized tub admitting it is hardly, if ever, used. In today's fast paced lives, people do not take the time to sit in tubs every day to bathe. Other frequently shared opinions are that the tub takes up too much space in the room, it is difficult to keep clean, and it uses too much water to properly fill up. On the other hand, their shower is used every day. They ask, "Can't you do something to help?"

The large walk-in shower has turned into a major focal point in the design of the bath. When this is a priority, the large tub is downsized to either a deep soaker or air bath. Also, sometimes a smaller free-standing tub allows more room to enlarge the shower. And, in some instances, where space is very limited, the bathtub is eliminated entirely.



Multiple body sprays and rain showerhead allow a spa experience everyday. Designer: Cheryl Pett, CKD, Cheryl Pett Design, Ltd. Grohe Geneva brushed nickel tub filler, rain shower & body sprays. Photography: Jan Stittleburg.

“The large walk-in shower has turned into a major focal point in the design of the bath.”

Traditional meets contemporary with honed marble tile and smart black accents. The matte black glass liner tile works as a handsome accent as a floor inlay, on the wainscot, and framing the shower portrait. Designer: Leslie Lamarre, CKD, TRG Architects, Burlingame, CA. www.trgarch.com Photography: Bernard André.



The beautiful custom glass window dividing the shower and tub allows daylight to filter into the shower. Designed By: Melissa Sutherland, CKD, Hermitage Kitchen Design Gallery, Nashville, TN. Photography: Bill LaFevor.

Master bath showers are turning into spa retreats. Those that travel to luxurious resorts desire this same pampering getaway feeling at home to enjoy every day—without the travel expense. It is a place to start the day, organize the mind and generate creative thoughts. Likewise, after a long day at work, a wonderful, well-designed master bath serves to relax and renew the mind and body. Some showers double as steam showers, achieving the ultimate spa bath experience.

Enclosures

Once the shower floor plan is maximized in the room, the heavy walls are removed and replaced with as much glass as possible. This allows the entire room to open up and appear larger and brighter. Natural light is then brought into the shower enclosure creating a feeling of tranquility. Thick frameless glass walls and shower doors

are in high demand. If the space is large enough, the shower door can even be eliminated so you can walk right into the shower, again adding to a feeling of spaciousness.

Shower Systems

The single showerhead has been replaced by elegant spa fittings and fixtures. Showerheads are larger and there can be more than one. They are accompanied by rain showerheads, body sprays, hand showers on adjustable bars are all visible to the room. Polished chrome, nickel and stainless steel are very popular materials being used today. Thermostatic valves, remote controls and programmable technology are ultimate luxury features.



This shower delivers accessible Universal Design. Three showerheads, one an adjustable hand held on a bar, all controlled separately, deliver maximum shower capability. Endless hot water via a tankless water heater was included. Instead of a built in seat, the clients opted for blocking in the walls to easily attach a future seat and grab bars. Designer: Adel Visser, CKD, CBD, CID, All About Kitchens & More! www.allaboutkitchens.us Delta shower fixtures. Photography: Gordon Lazzarone.



Shower enclosure courtesy of Agalite Shower & Bath Enclosures. Agalite and Guardian Industries have partnered to manufacture, design and distribute Guardian's low maintenance glass products, including ShowerGuard, an innovative glass that is easier to clean than standard glass and maintains its original, like-new appearance over time. www.showerguardglass.com.




Custom tiled with Nova Blue and Honed Calacatta marble, this spacious shower includes a large bench seat that rests below a stylish arched window that invites natural light throughout this master bath. Bath design by Cabinetwerks Design Studio, Lake Bluff, IL. Photography: Linda Oyama Bryan.



KWC and Hansa customize the shower experience with award-winning systems including the Hansacolourshower.



Grohe Euphoria hand shower features the new SprayDimmer to control water flow with one finger.



Grohe F-Series Rainshower with flexible body spray tile.




Jaclo York Column is an all-in-one shower fixture featuring two overhead adjustable-angle rain tiles in addition to a waterfall showerhead and hand shower.





A tilt function in the Hansa2day showerhead allows for the choice between a surge and an active spray.



Kohler Flipside handshower brings fun and function into the bath with four distinct showering sensations, each with its own dedicated sprayface on your choice of three unique models.



The Perrin & Rowe Edwardian Exposed Thermostatic Shower from ROHL features graceful traditional styling.



ROHL Wave Series including the Wave Shower Bath Panel.




ROHL 12-inch Shower Rose in Tuscan Brass.

KWC Rain showerhead.



Every shower and bath should have a hand shower and a grab bar. The hand shower is essential to rinse soap, shampoo, conditioner, and steam down the drain. When used after each bathing experience, your shower will remain clean and mildew-free.

The grab bar is essential for safety when entering or standing in either a shower or a bathtub. After all, soap and conditioners create a naturally slippery surface regardless of the user's age.



Having a small grab bar placed vertically outside of the shower or tub entry is great for assistance stepping to and from a wet surface. Shown: Great Grabz Wave Bar and 10-inch grab bar.



Brizo Total Escape custom shower.

Shower Surfaces

The visible wall and floor tiles are usually some type of honed or tumbled stone. Porcelain or ceramic tile that resembles stone is sometimes used for easy maintenance. Decorative glass and metals are used as accents to create a statement and work of art that captures a unique design. Heated built-in shower seats create a warm spot to sit or rest a foot for washing or shaving. Built-in decorative niches allow for shower and spa products to be organized and located in convenient spaces and heights.

Aging In Place

The older generation is particularly interested in larger showers. It is more difficult to get in and out of large tubs, especially if steps are involved. It is much easier and safer to step into a shower. Some want a curbless open shower without doors to create an easy access without complications.. This type of design, along with the flexibility of the other spa features will allow them to remain in their home longer as they become less mobile. There are beautiful, decorative, non-institutional looking grab bars on the market today that can be incorporated into the design for added safety.

Note: *Grab bars must be properly installed with backing for optimum safety.*

More Spa Features

Larger spa showers can also incorporate luxury features such as chromatherapy. This is essentially mood lighting, creating a desired ambiance throughout the shower experience through colored light patterns. They can vary from an awakening experience to a restful, soothing, relaxing one. Even music can be incorporated into the shower. There are high performance audio products available that can fit right in and you don't miss a beat!

Today, the emphasis on design in the master bath is to have a spacious, generous shower that allows a spa experience every day. There are many features to choose from and equally as many price points. Today's consumer is willing to spend their money on as many extras as they can afford to be pampered like royalty in their custom designed showers.



A unique curved shower features a combination of mosaic Riviera Mist tile from Oceanside Glasstile and Sequoia solid surface from Mystera. Designers: Wendy Mayes, ASID, CKD and Barbara Thiessen, ASID, Kitchens By Design, Wichita, KS.



The tile work in this shower was finely executed and adds a delicate element to a master bath makeover. Design courtesy of Kitchen Encounters, Annapolis, MD. www.kitchenencounters.biz. Grohe "Sterling" shower fixtures. Photography: Mike Gullon, Phoenix Photographic.



As a Certified Kitchen Designer, Cheryl Pett has been designing custom kitchens, baths and home interiors for over 14 years. Cheryl has a Bachelor's degree of Fine Arts in Interior Design from the International Academy in Chicago, IL and a Master of Science degree from DePaul University. She is an active member in NKBA and ASID as well as many community organizations.