



# *THE SAFEST WAY TO THE ROOF!*



*WE DON'T MAKE  
LADDERS*

*WE MAKE  
LADDERS SAFE!*



**LadderTech, LLC d/b/a LadderPort**

7081 Dan McGuire Drive · Brighton, Michigan 48116

Local: (248) 437-7100 · Fax: (248) 486-2600

**Toll Free: 800-770-8851**

[www.ladderport.com](http://www.ladderport.com) • [sales@ladderport.com](mailto:sales@ladderport.com)


LadderPort: Canada Patent: 2,636,996 / Patent Pending USA / Roof Hatch Grab Bar Systems: U.S. Patent 8,099,910 B1

All LadderPort Products Made In Brighton, MI, USA



## LadderPort™ LADDER RECEIVER THE SAFER, LESS EXPENSIVE ALTERNATIVE TO VERTICAL LADDERS


All Models Meet  
**OSHA REGULATIONS** (STANDARDS - 29  
CFR) Ladders - 1926.1053 (b)(1)  
U.S. PATENT PENDING  
CANADIAN PATENT 2,636,996



**LadderPort™**, the inexpensive permanent building mounted extension ladder receiver, securely holds the ladder in place. Hooks secure the ladder while side plates prevent it from moving left or right. The solid metal grab bars enable the technician to climb up and down a portable extension ladder comfortably and safely.

The benefits of LadderPort™ include:

- Meets OSHA Regulation 1926.1053(b)(1)
- Eliminates fear of climbing on and off the roof
- Safe and reliable – even in ice and snow
- Keeps contractors from tramping through your building with materials to reach an interior roof hatch
- Different models available to protect gutters and building exterior
- Eliminates vandals and children from using permanently mounted ladders
- Reduces liability & lowers the risk of being sued due to a fall
- Made in the USA








## LadderPort LADDER RECEIVERS 4 MODELS TO CHOOSE FROM

All Models Meet  
**OSHA REGULATIONS (STANDARDS - 29 CFR) Ladders - 1926.1053 (b)(1)**  
U.S. PATENT PENDING  
CANADIAN PATENT 2,636,996



### LadderPort™ Type 1\* – Standard Flush Mount

First choice in comfortable safety when the building has a flat, strong wall and a simple flashing detail. This model accommodates a fascia board to 6" below the top of the roof edge flashing.



### LadderPort™ Type 2\* – Gutter Saver

Protect your gutters from the harm of an extension ladder. Use this model when a gutter up to 8" wide by 8" tall is present. This model must be attached to a strong wall.



### LadderPort™ Type 3\* – Adjustable

Select this model when the wall has crown or decorative detail at top flashing. Its telescoping lower attach points easily adjust & attach to a strong wall, such as masonry (block/brick), providing a stable unit. Drill bit & ss steel hdw. included for adjusting the telescoping lower attach points.



### LadderPort™ Type 4\* – PreFab Metal Bldgs

Meets the requirements of pre-engineered metal buildings with its adjustable attach points at bottom & top legs. Use where there is no easy method of attaching to the roofline. Bolting to a 3" X 3" angle frame secured to the girt inside the building recommended.



### LadderPort Ladder Receiver Optional Gate-Self Closing Gate (Can Be RetroFit)

Gate easily attaches to LadderPort to stop falls from roof. Easily opens when ascending the ladder to the roof. Easy installation. Includes all installation hardware. Does not penetrate wall openings.

### LadderPort Ladder Receiver Suggested Options

**Mounting Hardware** (Includes Threaded Rod, Nuts, Bolts, Washers)

**Masonry Drill Bit Kit** (1 ea 5/16x12" & 9/16x18")

**Instructional Wall Sign**

**Roof Pad**

Available in Powder Coated Yellow or Brown

Special Order: Galvanized (allow 4-6 weeks)



### LadderDock


Use this model when the only solid attach point is a wood nailer or other solid base supporting the roof edge flashing. This model requires the ladder to extend above the roofline. Includes mounting hardware.

Standard Powder Coated Brown or Safety Yellow • Special Order: Galvanized

## HOLD YOUR EXTENSION LADDER FIRMLY IN PLACE!

## **"CRANKY"**

### **THE PORTABLE WINCH**



**"CRANKY" CAN LIFT  
ITEMS UP TO 300**

**"Cranky" Portable Winch System –**

**POUNDS!**

Designed to easily and safely haul items, such as motors, compressors and toolboxes up to the roof. **"Cranky" Portable Winch** slips on and off the building's permanently mounted **Cranky Building Post**, the **"Port-A-Post"** (for use with roof hatch or permanently mounted vertical ladders) or it on the **"Cranky" Truck or Van Mount Post**. At 29 pounds, **"Cranky"** is easy to transport.

**"Cranky"** and **"Cranky"** accessories allow one tech to lift heavier items from vehicle to roof without the expense of a crane or second technician. **"Cranky"** Portable Winch System uses a grab hook to tote items up to 300 pounds. A lift chain with S hooks is also included. **"Cranky"** Portable Winch is equipped with a brake to stop the hand crank for added safety and a back pulley to center loads when hoisting through a smaller roof hatch. The crank ratio is 4.4:1.

**"CRANKY" IS COLLAPSIBLE,  
LIGHTWEIGHT AND PORTABLE!  
BOOM EXPANSION 32" (APPROX.)  
HANDLE EXPANSION 1' (APPROX.)**



**TURNING HANDLE PROVIDES  
EASY MANEUVERABILITY FOR  
MOVING LOADS**



**EQUIPPED WITH BACK PULLEY  
TO EASILY CENTER LOAD  
THROUGH ROOF HATCH**



## CRANKY PORTABLE WINCH AND MOUNTING POSTS

### “Cranky” Portable Winch\*



Turning handle & boom telescope & retract for easy transport. Powder coated in safety yellow for lasting durability. Telescoping boom made of stainless steel. Equipped with hand brake for safety & back pulley for use with “Port-A-Post”. Lifting chain with “S” hooks included.

Cranky weighs 29 pounds / Crank Ratio 4.4:1

Boom Extends Approximately 32”

Handle Expands Approximately 1’



### “Cranky” Building Mount Post Type 1\*

Permanent Mounted Post for use with a flat wall when the mount is flush against the wall. Stainless steel cap protects post from the elements. Post is powder coated in brown or safety yellow. Custom colors are available for an additional charge.

**Suggested Options:** Mounting Hardware (Includes Threaded Rod, Nuts, Bolts, Washers)  
Masonry Drill Bit Kit (1 ea 5/16x12" & 9/16x18")



### “Cranky” Building Mount Post Type 2\*

Permanent Mounted Post for use when a gutter is present. Stainless steel cap protects post from the elements. Post is powder coated in brown or safety yellow. Custom colors are available for an additional charge.

**Suggested Options:** Mounting Hardware (Includes Threaded Rod, Nuts, Bolts, Washers)  
Masonry Drill Bit Kit (1 ea 5/16x12" & 9/16x18")

Adjustable Mount  
Post Available

### “Cranky” Building Mount Post Type 3\*

Adjustable Mount for use when obstacles are present.

**Suggested Options:** Mounting Hardware (Includes Threaded Rod, Nuts, Bolts, Washers)  
Masonry Drill Bit Kit (1 ea 5/16x12" & 9/16x18")



### “Cranky” Hitch Assembly Post – Truck or Van Mount\*

For use with “Cranky” Portable Winch to lift heavy compressors, motors or other parts off the truck or van, then simply remove “Cranky” and use with Support Post (shown above) or “Port-A-Post” to lift to the roof. Slips into standard 2” Reese Type Receivers.



# **“PORT-A-Post”**

## **PORTABLE POST\***

**FOR USE WITH CRANKY WINCH  
WHEN LIFTING OBJECTS THROUGH A ROOF HATCH**



For use with “Cranky” Portable Winch. Simply set “Port-A-Post” on ladder and place “Cranky” on post. Quickly & securely sets on the roof hatch ladder or other permanent vertical ladder allowing the technician to easily lift heavy objects such as compressors and motors directly through the roof hatch or up a vertical ladder. Post includes double clipped rope for toting “Port-A-Post” & “Cranky” to roof in one trip. Slips on in approximately sixty seconds.

Post is powder coated in safety yellow for lasting durability.

Port-A-Post weighs approximately 35 lbs.

## ROOF HATCH SAFETY GRAB BARS\*

ROOF HATCH GRAB BARS PROVIDE A SAFE HAND HOLD ON WHEN CLIMBING IN & OUT OF A ROOF HATCH

\*Patent: US 8,099,910 B1



When you use a roof hatch, the Roof Hatch Safety Grab Bars make it much safer and more comfortable. Included drill bits and mounting hardware make the Grab Bars easy to install on your roof hatch. Constructed of heavy welded steel. Adjustable to fit all standard roof hatches 24" – 48". The only uninterrupted grab bars with hand stops meeting OSHA Regulation 1910.27(d)(3). Powder coated in safety yellow for lasting durability.

### Caged Roof Hatch Grab Bars



The Caged Roof Hatch Safety Grab bars provide an added measure of safety to your existing roof hatch. Constructed of heavy welded steel. **\*Fits roof hatches 30"–48" with standard ladder orientation.** Easy installation, will not crush insulation. Hardware included. **\*Larger sizes available.** Must provide ladder placement & direction of hatch opening, length & width. Call for quote.

### Caged Roof Hatch Grab Bars\* With Optional Adjustable Self Closing Gate



The Optional Adjustable Self Closing Gate is made to allow clearance for your hands when holding the only OSHA compliant uninterrupted grab bars. Easily opens even when both hands are on the grab bar and swings closed and stays closed when not in use. **Fits cage sizes 30 – 41".**



# Parapet Back Ladder\*

NEVER JUMP OFF A PARAPET AGAIN



## Adjustable Parapet Back Ladder

Use when parapet extends above the roofline. Eliminate the need for jumping off the ladder to the roof, helping to keep technicians safe. Saves wear and tear on the roof & parapet reducing repair costs. Includes stainless steel screws.

| Steps       | Parapet Height Above Roofline                     |
|-------------|---|
| One         | 10" – 20"   |
| Two         | 20" – 30"   |
| Three       | 30" – 40"   |
| Four        | 40" – 50"   |
| Five        | 50" – 60"   |
| Six or More | Call for Information – Available by Special order |



## Recommended Optional Items

### Hand Grab Rail – Install When A Parapet Ladder is 3 or More Steps

Mount on one or both sides of Parapet Back Ladder System with 3 or more steps. Allows the user a secure hand hold when climbing the Back Ladder. A grab rail (similar to the LadderPort grab bar) provides an added measure of safety when at the top of the Parapet Back Ladder.

Sold with additional wall mount support to keep parapet back ladder solidly on the ground.

### Diamond Plate Joiner Plate – Protect the Parapet (See Picture Above)

For a cleaner, more solid installation, we recommend a joiner plate to help protect the parapet wall. If the parapet width is provided we can provide a cut to measure plate or our standard 17" plate can be field cut to size. Larger widths available by request.

Demonstration Model Shown – Parapet Back Ladder, Safety Hand Grab Rail (and support) shown with a Type 2 – Gutter Saver Ladder Receiver. (Typically a Parapet would not have a gutter, shown for demonstration purposes only.)



# LadderPort™ Platform

**TO SAFELY NAVIGATE AN OBSTRUCTION ON THE ROOF, INSTALL A LADDERPORT™ PLATFORM**



The Platform solves roof access problems where there is an obstruction near the roof line. The Platform can be ordered in several different lengths. When a parapet is present, a separate LadderPort Parapet back ladder should be ordered with the correct number of steps to accommodate the parapet height. The same safety features of LadderPort ladder receivers are incorporated into the Platform to allow the extension ladder to be held in place for safer roof access. Since there is no vertical ladder access from the outside of your building, the Platform deters vandals and pranksters from accessing the roof.

Model Shown Above Includes a 4-Step Parapet Back Ladder and is approximately 48" long.

Platforms can be ordered in 38", 48", 58", 68" or 78" lengths. Other custom lengths are available.

Platforms and Back Ladders are sold separately. Be sure to indicate the length of the parapet and the proper size back ladder when ordering.

Platforms are also ideal when there is no solid attach point on the wall below!



## Mounting Kits & Accessories

### Instructional Wall Signs

#### Install With LadderPort Ladder Receiver or LadderDock

Place signs at eye level below your LadderPort or LadderDock installation. No guess work as to where ladder should go and how ladder should be used when a LadderPort or LadderDock is present. Provides both written and picture instructions to prevent incorrect usage.



### Mounting Hardware Kit

#### For use with LadderPort™ Types 1-3 & "Cranky" Posts 1-3

##### 4-1/2" Threaded Rods 18" Long /Back Plates, Washers, Lock Washers, Nuts

This kit is offered for easier, safer installation of LadderPort™ Ladder Receiver & Cranky Posts Types 1-3. The threaded rod allows a solid attach point for added safety.

### Masonry Drill Kit

#### For use with LadderPort™ Types 1-3 & "Cranky" Posts Types 1-3

16"x9/16" Masonry Drill Bit & 12"x5/16" Masonry Drill Bit

This kit is offered for your convenience, if you don't already own size drill bits in the above sizes.

### Roof Pad

Protect your roof from wear and tear caused by sharp tools, heavy objects and technician use.

Order several and keep them in front of your HVAC units to keep the roof safe when the covers are removed.

Non slip rubber  
36"x48"x1/2"



LADDERPORT™ PRODUCTS ARE

MADE IN THE USA



BY OUR **NATIONALLY CERTIFIED**

**WELDERS**

LADDERPORT LADDER RECEIVERS &

CRANKY PORTABLE WINCH

ARE

**INDEPENDENTLY TESTED &**  
**CERTIFIED.**



LadderTech LLC dba LadderPort

7081 Dan McGuire Dr.

Brighton, Michigan 48116

**800-770-8851**

[www.ladderport.com](http://www.ladderport.com)

[sales@ladderport.com](mailto:sales@ladderport.com)

### WARRANTY AND RETURN POLICY

#### WARRANTY

LadderTech, LLC (hereinafter referred to as LadderTech) guarantees our products are free of defects in workmanship and material. Such warranty is in effect for one year from date of purchase. Warranty excludes minor defects in material coatings (i.e. galvanizing, powder coating and other like coatings).

In the unlikely event, a defective product is shipped LadderTech must be notified in writing immediately upon receipt of receiving the defective product. If notification of receipt of defective product is not received within 30 days of receipt of product, LadderTech reserves the right to void the warranty. If, in the sole opinion of LadderTech the product is determined to be defective, LadderTech's obligation is limited to replacement of the defective product with a like product of equal or greater value.

LadderTech products must not have been subject to accident; misuse, abuse or use contrary to the instructions provided in the instruction manuals or contrary to the reasonable intended use of the products. This warranty covers only defects arising from the workmanship, construction and material involved in the manufacturing of the product. This warranty does not cover defects arising from deterioration due to normal wear and tear, the use of the product in a manner other than as instructed in the installation manual or modification of product, design, improper installation, neglect, lack of routine maintenance or unauthorized repairs. LadderTech assumes no responsibility or has no control over nicks, cuts, scratches or any other normal wear and tear during any consumer's usage. Incidental, indirect, special, or consequential damages are excluded in this warranty. Any determination by LadderTech with respect to such matters shall be final.

LadderTech makes no other warranty, expressed or implied, to the merchantability, fitness for a particular purpose, design, sale, installation, or use, of our products; and shall not be liable for incidental or consequential damages, losses of or expenses, resulting from the use of our products. Many states and localities have codes and regulations governing sales, construction, installation, and/or use of products for certain purposes, which may vary from those in neighboring areas. While LadderTech attempts to assure that its products comply with such codes, it cannot guarantee compliance, and cannot be responsible for how the product is installed or used. Before purchase and use of a product, please review the product application, and national and local codes and regulations, to be sure that the product, installation, and use will comply with them.

LadderTech accepts no responsibility for actions caused by improper use of our products or for use other than its intended purpose. It is user's responsibility to inspect product for usability, stability, and complete routine inspections and maintenance on an ongoing basis. Although every effort has been made to use the longest lasting fittings and installation materials, as with all metal products, over time, screws, bolts, etc. corrode, loosen and rust and must be routinely inspected and maintained, which includes but is not limited to tightening, repair or replacement as necessary.

EXCEPT TO THE EXTENT PROHIBITED BY APPLICABLE LAW, NO OTHER WARRANTIES OR CONDITIONS, WHETHER EXPRESS OR IMPLIED, WRITTEN OR ORAL, INCLUDING WARRANTIES OF MERCHANTABILITY AND FITNESS FOR A PARTICULAR PURPOSE, SHALL APPLY TO LADDERTECH PRODUCTS; UNDER NO CIRCUMSTANCES SHALL LADDERTECH, LLC BE LIABLE FOR SPECIAL, INDIRECT, INCIDENTAL OR CONSEQUENTIAL DAMAGES SUSTAINED IN CONNECTION WITH OUR PRODUCTS AND LADDERTECH, LLC NEITHER ASSUMES NOR AUTHORIZES ANY REPRESENTATIVE OR OTHER PERSON TO ASSUME FOR IT ANY OBLIGATION OR LIABILITY OTHER THAN SUCH AS IS EXPRESSLY SET FORTH HEREIN. THIS WARRANTY GIVES A PURCHASER OF LADDERTECH, LLC PRODUCTS SPECIFIC LEGAL RIGHTS, WHICH MAY VARY FROM PROVINCE TO PROVINCE, AND STATE TO STATE.

#### RETURNS

Upon inspection, returns that are deemed resalable are subject to a 25% restocking fee. No returns accepted on used, special order or custom built items. Returns must be made within 30 days of INVOICE date to be eligible for any refund. No credit will be given for returns that are determined not to be resalable. Any determination by LadderTech, LLC with respect to such matters shall be final. Buyer is responsible for all freight charges.







LadderTech, L.L.C.  
7081 Dan McGuire Drive  
Brighton, Michigan 48116  
(800) 770-8851  
[www.ladderport.com](http://www.ladderport.com)


cd:



**Cranky Portable Winch**  
Shown Close Up On Permanent Mount Post

**Cranky Permanent Post**  
On Left without Cranky

**LadderPort Ladder Receiver**  
On Right holding extension ladder securely



**CALL TO ORDER**  
**AWARD WINNING SAFETY PRODUCTS**  
**800-770-8851**

