



Aramex's Guide to Embedding the Shipping Services API

Table of Contents

Getting Started: Shipping API	8
Security Certificate	8
Testing URL.....	8
Live URL	8
Shipping API.....	9
Introduction	9
Features.....	9
Security	9
Encryption	9
Simple and easy to use	9
Flexibility	9
Accuracy and error handling	10
Main Functionalities	11
Creating shipments.....	11
Printing labels.....	11
Creating pickups	11
Cancelling pickups.....	11
ScheduleDelivery	11
ReserveShipmentNumberRange.....	11
GetLastShipmentsNumbersRange	11
Using Shipping Services API: How does it Work?.....	12
Xml Structure Diagrams:	12
Shipping API.....	13
1 Methods	14
1.1 Shipment Creation method:	14
1.2 Label Printing Method	15

1.3	Pickup Creation Method	16
1.4	Pickup Cancellation Method	17
1.5	Reserve Shipment Number Range Method	18
1.6	Get Last Shipments Numbers Range Method	19
1.7	Schedule Delivery Method	20
2	Elements Data structure	22
2.1	General Request Elements	22
2.2	General Response Elements	24
2.3	Shipment Creation Elements	25
2.4	Pickup Creation Elements	27
3	Complex Data Type Structure	30
4	Data Type Element Description	35
4.1	Client Info	35
4.1.1	Testing credentials	36
4.2	Transaction	36
4.3	Shipment	37
4.4	Party	39
4.5	Address	39
4.6	Contact	40
4.7	Shipment Details	41
4.8	Date Time	43
4.9	Shipment Items	43
4.10	Attachment	43
4.11	Label Info	44
4.12	Dimensions	44
4.13	Weight	45
4.14	Money	45
4.15	Volume	45
4.16	Pickup Details	46
4.17	Pickup Item	47

4.18	Reserve Shipment Number Range	48
4.19	Get Last Shipments Numbers Range	48
4.20	Schedule Delivery	49
APPENDIX: Aramex and General References		50
Appendix A - Product Types		50
Appendix B - Shipment Payment Methods		51
Appendix C - Service Codes		51
Appendix D - ISO Country Codes		52
Appendix E - Currency Codes		55
Appendix F - Error Codes and Messages		61

List of Tables

Table 1: The Shipping API structural diagram	13
Table 2: Shipment Creation Request & Response	14
Table 3: Label Printing Request & Response.....	15
Table 4: Pickup Creation Request & Response	16
Table 5: Pickup Cancelation Request & Response	17
Table 6: Reserve Shipment Number Range Request & Response.....	18
Table 7: Get Last Shipments Numbers Range Request & Response.....	19
Table 8: Schedule Delivery Request & Response	20
Table 9: General Request Elements - Client Info & Transaction.....	22
Table 10: General Response Elements.....	24
Table 11: Shipment Creation Request Elements	25
Table 12: Shipment Creation Response Element	26
Table 13: Pickup Creation Request Elements.....	27
Table 14: Pickup Creation Response Element	29
Table 15: Data Type Structure	30
Table 16: List of Elements present in the Client Structure	35
Table 17: List of Elements present in the Transaction Structure	36
Table 18: List of Elements present in the Shipment Structure.....	37
Table 19: List of Elements present in the Party Structure.....	39
Table 20: List of Elements present in the Address Structure.....	39
Table 21: List of Elements present in the Contact Structure.....	40
Table 22: list of Elements present in the Shipment Details Structure	41
Table 23: list of Elements present in the Date Time Structure	43
Table 24: list of Elements present in the Shipment Item Structure	43
Table 25: list of Elements present in the Attachment Structure	43
Table 26: list of Elements present in the Label Info Structure.....	44
Table 27: list of Elements present in the Dimensions Structure	44
Table 28: list of Elements present in the Weight Structure	45

Table 29: list of Elements present in the Money Structure	45
Table 30: list of Elements present in the Volume Structure.....	45
Table 31: list of Elements present in the Pickup Details Structure.....	46
Table 32: list of Elements present in the Pickup Item Structure	47

List of Figures

Fig.1. Shipping WSDL Service.....	13
Fig.2. Shipment Creation Structure Request.....	14
Fig.3. Shipment Creation Structure Response	14
Fig.4. Label Printing Structure Request	15
Fig.5. Label Printing Structure Response.....	15
Fig.6. Pickup Creation Structure Request	16
Fig.7. Pickup Creation Structure Response.....	16
Fig.8. Pickup Cancelation Structure Request	17
Fig.9. Pickup Cancelation Structure Response.....	17
Fig.10. Reserve Range Structure Request	18
Fig.11. Reserve Range Structure Response.....	18
Fig.12. Last Reserved Shipment Number Structure Request.....	19
Fig.13. Last Reserved Shipment Number Structure Response	19
Fig.14. Scheduled Delivery Structure Request.....	20
Fig.15. Scheduled Delivery Structure Response	21
Fig.16. Client Info Structure Diagram.....	22
Fig.17. Transaction Structure Diagram	23
Fig.18. Notification Structure Diagram	24
Fig.19. Transaction Structure Diagram	24
Fig.20. Has Errors Structure Diagram	24
Fig.22. Label Info Structure Diagram	26
Fig.23. Processed Shipment Structure Diagram	26
Fig.24. Pickup Structure Diagram	27
Fig.25. Pickup Item Details Structure Diagram	28
Fig.26. Shipment Structure Diagram	29
Fig.27. Address Structure Diagram	30
Fig.28. Shipment Item Structure Diagram.....	30
Fig.29. Contact Structure Diagram	31

Fig.30. Party Structure Diagram	32
Fig.31. Money Structure Diagram	32
Fig.32. Weight Structure Diagram	32
Fig.33. Attachment Structure Diagram	33
Fig.34. Dimensions Structure Diagram	33
Fig.35. Volume Structure Diagram	33
Fig.36. Shipment Label Structure Diagram	34

Getting Started: Shipping API

The Aramex Shipping API (Application Programming Interface) allows your system to communicate directly with our shipping and tracking systems over the internet. Aramex Shipping API provides you with a wide range of functionalities which enables your system and applications to integrate directly with Aramex's systems in an easy and automated way. The APIs are built based on SOAP (Simple Object Access Protocol) and provide a secure channel of communication, as all web calls are made through secured HTTPS.

A SOAP message is an ordinary XML document containing the following elements:

- An Envelope element that identifies the XML document as a SOAP message (required)
- A Header element containing header information (optional)
- A Body element containing call and response information (required)
- A Fault element containing errors and status information (optional)

Security Certificate

To connect securely through HTTPS to our testing website the certificate in the following link will need to be downloaded, a manual is also present through the below link to guide the user through the download and installation of the certificate:

<http://www.aramex.com/PKI/trust.aspx>

This certificate should be imported and trusted on the machine or user account used to connect to our testing website.

Testing URLs

Please refer to APPENDIX G

Live URLs

Please refer to APPENDIX H

Shipping API

Introduction

This document contains a complete guide on how to use the Shipping Services API, which is one of the main functionalities required by customers to start shipping. The Shipping API Service is part of the available APIs at Aramex allowing you to create shipments, generate labels, create and cancel pick up requests, control and retrieve your shipment number ranges as well as schedule a pinpoint delivery of your shipment.

Features

The Shipping Services API provides these features:

Security

Two levels of security are provided for each method:

- a) Each submitted request should contain a valid email address and password which are obtained by registering your email address on aramex.com. This is used for authorizing the request.
- b) Each submitted request should contain a valid account number and a valid PIN code. This is used to authenticate and verify the identity of the customer.

Encryption

By using HTTPS all transmission are insured to be encrypted.

Simple and easy to use

Creating shipments, requesting pickups and other functionalities are easily generated by providing very basic and simple information about the shipper, consignee and shipments

Flexibility

- Users can have different means of providing the same information.
- Pickup request can be generated with detailed shipments information, or just a summary about the shipments. Shipments can be added to a pickup request after the request has been created.
- A printing label can be requested within the shipment creation request or as a separate label printing request by simply providing the Airway bill number to print.

Accuracy and error handling

During the process of shipment or pickup creation, the submitted information such as addresses, payment methods and more, goes through a detailed validation procedure to insure the validity and correctness. In case of errors, detailed descriptive error messages are provided in the generated response.

Main Functionalities

Creating shipments

Allows you to create shipments, providing a wide range of options for customers to provide full details about their shipments, such as:

1. Attaching additional documentation:
 - a) Clients can attach Performa Invoices, clearance forms or any other documentation required.
2. Generating a label for the Shipment being created.
3. Providing us with sensitive details such as Operations (Handling) instructions.
4. Adding Shipments to an existing pickup, given that the pickup is un-assigned or pending details.

Printing labels

Allows you to generate shipping labels for an existing shipment. Users will be provided with the report ID used to generate the label. Also, different label formats are available for customers to use and the customer can specify which format by providing the report ID in the request.

Two methods are provided for getting and printing the label from the customer side, a URL to download the PDF file, or a data stream that will be provided in the response message.

Creating pickups

Allows you to create pickups, providing flexible options such as:

- After a pickup is created, shipments can be added later to it through the Create Shipments function, given that the pickup is un-assigned or pending details.

Cancelling pickups

Allows you to cancel an existing pickup, assuming it has not been assigned to a courier or processed by the dispatcher.

ScheduleDelivery

Allows you to schedule a shipment delivery at a specified date and time to a pinpointed longitude and latitude.

ReserveShipmentNumberRange

Allows you to reserve a numerical range for your shipment identification numbers.

GetLastShipmentsNumbersRange

Allows you to inquire about the stock range for an entity and product group combination.

Using Shipping Services API: How does it Work?

- The user must be registered at <http://www.aramex.com> with a valid user name and password.
- Sample Codes are available in VB.NET and JSON, downloadable at <http://www.aramex.com/developers/aramex-apis/42194/Shipping-Services-API>.
- Users are free to use any development tool provided these tools support the standards and structure required.

Xml Structure Diagrams:

XML request or reply messages have to be constructed as follows. The Tables below show the structure, element, child element, semantics as well as the validation conditions in the Shipping API message.

Shipping API

Table 1: The Shipping API structural diagram

Diagram	Description
<p>The diagram illustrates the Shipping WSDL Service structure. It starts with a root node 'Service_1_0' which branches into seven main operations. Each operation is further divided into an 'Input' (Request) and an 'Output' (Response), both containing a list of parameters. The operations and their associated request/response types are:</p> <ul style="list-style-type: none"> CreateShipments: Input: ShipmentCreationRequest; Output: ShipmentCreationResponse. PrintLabel: Input: LabelPrintingRequest; Output: LabelPrintingResponse. CreatePickup: Input: PickupCreationRequest; Output: PickupCreationResponse. CancelPickup: Input: PickupCancellationRequest; Output: PickupCancellationResponse. ReserveShipmentNumberRange: Input: ReserveRangeRequest; Output: ReserveRangeResponse. GetLastShipmentsNumbersRange: Input: LastReservedShipmentNumberRangeRequest; Output: LastReservedShipmentNumberRangeResponse. ScheduleDelivery: Input: ScheduledDeliveryRequest; Output: ScheduledDeliveryResponse. 	<p>This Service includes several methods as shown in Fig.1.</p> <p>Each method has an Input (Request) and Output (Response), with their designed parameters.</p>

Fig.1. Shipping WSDL Service

1 Methods

A General outlook on the method diagrams, their overall description and requirements.

1.1 Shipment Creation method:

Table 2: Shipment Creation Request & Response

Diagram	Description
<p>The diagram shows a ShipmentCreationRequest structure. It consists of four main elements: ClientInfo (Type: tns:ClientInfo), Transaction (Type: tns:Transaction), Shipments (Type: tns:ArrayOfShipment), and LabelInfo (Type: tns:LabelInfo). Each element is represented by a box with a small icon and a grid symbol, indicating it's a complex type or array.</p>	<p>Shipment Creation Request: This method allows users to create shipments on Aramex's system. The required nodes to be filled are: Client Info and Shipments, Their elements and further description can be found in Tables 9 and 11</p> <p>Shipment Creation Response: Informs the user on the status of their submitted shipment.</p>
<p>Fig.2. Shipment Creation Structure Request</p>	
<p>The diagram shows a ShipmentCreationResponse structure. It consists of four main elements: Transaction (Type: tns:Transaction), Notifications (Type: tns:ArrayOfNotification), HasErrors (Type: xsd:boolean), and Shipments (Type: tns:ArrayOfProcessedShipment). Each element is represented by a box with a small icon and a grid symbol.</p>	<p>Success = an AWB number is supplied Failure = an error message specifically states the location of the error and its nature. The Transaction Parameter is sent as filled in the request for identification purposes. Their elements and further description can be found in Tables 10 and 12</p>
<p>Fig.3. Shipment Creation Structure Response</p>	

1.2 Label Printing Method

Table 3: Label Printing Request & Response

Diagram	Description
<p>The diagram shows the structure of a LabelPrintingRequest. It consists of a root element 'LabelPrintingRequest' which contains several child elements: 'ClientInfo' (Type: tns:ClientInfo), 'Transaction' (Type: tns:Transaction), 'ShipmentNumber' (Type: xsd:string), 'ProductGroup' (Type: xsd:string), 'OriginEntity' (Type: xsd:string), and 'LabelInfo' (Type: tns:LabelInfo). Each element is represented by a box with a small icon and a grid symbol in the top right corner.</p>	<p>Label Printing Request: This method allows the user to print a label for an existing shipment.</p> <p>The required nodes to be filled are ClientInfo and ShipmentNumber. If there is a duplicate Shipment Number then the ProductGroup and OriginEntity elements are required. Their elements and further description can be found in Fig. 22 - Tables 9 and 11.</p>
<p>The diagram shows the structure of a LabelPrintingResponse. It consists of a root element 'LabelPrintingResponse' which contains several child elements: 'Transaction' (Type: tns:Transaction), 'Notifications' (Type: tns:ArrayOfNotification), 'HasErrors' (Type: xsd:boolean), 'ShipmentNumber' (Type: xsd:string), and 'ShipmentLabel' (Type: tns:ShipmentLabel). Each element is represented by a box with a small icon and a grid symbol in the top right corner.</p>	<p>Label Printing Response: Returns the created label, if all the required information in the request is inserted and validated correctly.</p> <p>The Transaction and Shipment Number parameters are returned from the request for identification purposes. Their elements and further description can be found in Fig.36 - Tables 10 and 12.</p>

1.3 Pickup Creation Method

Table 4: Pickup Creation Request & Response

Diagram	Description
<p>The diagram shows a sequence diagram for the PickupCreationRequest. It starts with a message box labeled 'PickupCreationRequest'. This is followed by a connector box with a green 'S' icon. The main structure is a sequence diagram with four elements: 'ClientInfo' (Type tns:ClientInfo), 'Transaction' (Type tns:Transaction), 'Pickup' (Type tns:Pickup), and 'LabelInfo' (Type tns:LabelInfo). Each element is represented by a box with a small icon and a grid symbol in the top right corner.</p>	<p>Pickup Creation Request: This method allows users to create a pickup request. The nodes required to be filled are as follows: ClientInfo and Pickup. Their elements and further description can be found in Fig.22. - Tables 6, 8 and 10.</p>
<p>The diagram shows a sequence diagram for the PickupCreationResponse. It starts with a message box labeled 'PickupCreationResponse'. This is followed by a connector box with a green 'S' icon. The main structure is a sequence diagram with four elements: 'Transaction' (Type tns:Transaction), 'Notifications' (Type tns:ArrayOfNotification), 'HasErrors' (Type xsd:boolean), and 'ProcessedPickup' (Type tns:ProcessedPickup). Each element is represented by a box with a small icon and a grid symbol in the top right corner.</p>	<p>Pickup Creation Response: Informs the user on the status of their submitted pickup request.</p> <p>Success = a Collection (Pickup) reference is supplied Failure = an error message specifically states the location of the error and its nature. The Transaction Parameter is sent as filled in the request for identification purposes. Their elements and further description can be found in Tables 7 and 11</p>
<p>Fig.6. Pickup Creation Structure Request</p> <p>Fig.7. Pickup Creation Structure Response</p>	

1.4 Pickup Cancellation Method

Table 5: Pickup Cancellation Request & Response

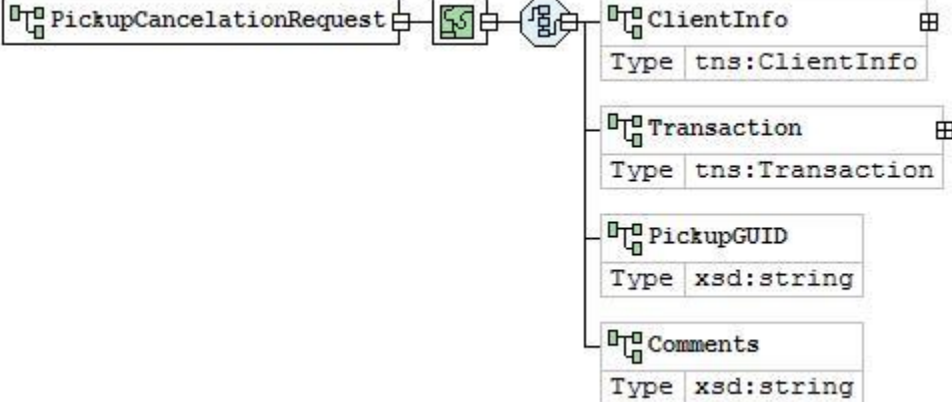
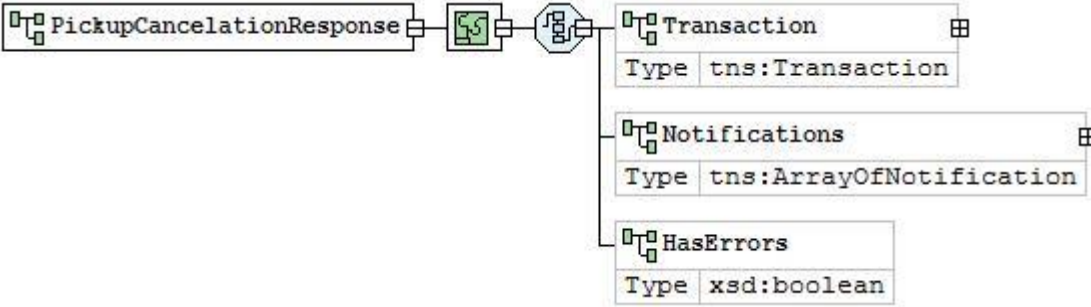
Diagram	Description
 <p>The diagram shows the structure of a PickupCancellationRequest. It consists of a root element 'PickupCancellationRequest' which contains four child elements: 'ClientInfo' (Type: tns:ClientInfo), 'Transaction' (Type: tns:Transaction), 'PickupGUID' (Type: xsd:string), and 'Comments' (Type: xsd:string).</p>	<p>Pickup Cancellation Request:</p> <p>This method allows you to cancel a pickup as long as it is un-assigned or pending details. Their elements and further description can be found in Table 6.</p>
 <p>The diagram shows the structure of a PickupCancellationResponse. It consists of a root element 'PickupCancellationResponse' which contains three child elements: 'Transaction' (Type: tns:Transaction), 'Notifications' (Type: tns:ArrayOfNotification), and 'HasErrors' (Type: xsd:boolean).</p>	<p>Pickup Cancellation Response:</p> <p>Informs the user that the pickup was successfully canceled. Their elements and further description can be found in Table 7.</p>

Fig.8. Pickup Cancellation Structure Request

Fig.9. Pickup Cancellation Structure Response

1.5 Reserve Shipment Number Range Method

Table 6: Reserve Shipment Number Range Request & Response

Diagram	Description
<p>The diagram shows a sequence of three icons: a box with a plus sign, a box with a plus sign and a green 'S', and a box with a plus sign and a green 'R'. This sequence is connected to a central octagonal node. From this node, five lines branch out to the following elements:</p> <ul style="list-style-type: none"> ClientInfo: Type q95:ClientInfo Transaction: Type q96:Transaction Entity: Type xs:string ProductGroup: Type xs:string Count: Type xs:int 	<p>Reserve Range Request:</p> <p>This method allows you to reserve a range of shipment numbers.</p> <p>Their elements and further description can be found in Tables 9 and 33.</p>
<p>The diagram shows a sequence of three icons: a box with a plus sign, a box with a plus sign and a green 'S', and a box with a plus sign and a green 'R'. This sequence is connected to a central octagonal node. From this node, five lines branch out to the following elements:</p> <ul style="list-style-type: none"> Transaction: Type q97:Transaction Notifications: Type q98:ArrayOfNotification HasErrors: Type xs:boolean FromWaybill: Type xs:string ToWaybill: Type xs:string 	<p>Reserve Range Response:</p> <p>Returns the assigned Waybill range to be used.</p> <p>Their elements and further description can be found in Table 10.</p>

Fig.10. Reserve Range Structure Request

Fig.11. Reserve Range Structure Response

1.6 Get Last Shipments Numbers Range Method

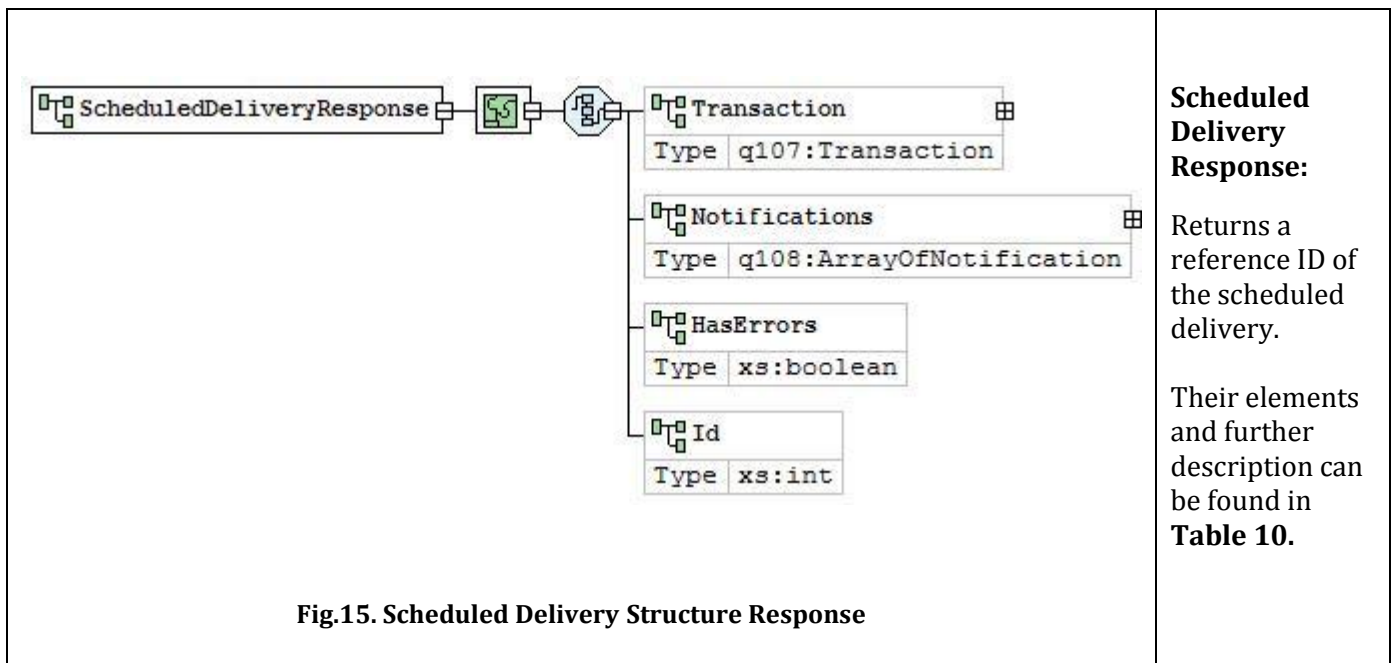
Table 7: Get Last Shipments Numbers Range Request & Response

Diagram	Description
	<p>Last Reserved Shipment Number Request:</p> <p>This method allows you to inquire about the last reserved range using a specific entity and product group</p>
<p>Fig.12. Last Reserved Shipment Number Structure Request</p>	
	<p>Their elements and further description can be found in Tables 9 and 34.</p> <p>Last Reserved Shipment Number Response:</p> <p>Returns the last range reserved.</p> <p>Their elements and further description can be found in Table 10.</p>
<p>Fig.13. Last Reserved Shipment Number Structure Response</p>	

1.7 Schedule Delivery Method

Table 8: Schedule Delivery Request & Response

Diagram	Description
<p>The diagram illustrates the structure of a ScheduledDeliveryRequest. It starts with a root element 'ScheduledDeliveryRequest' which contains several sub-elements: 'ClientInfo' (Type q103:ClientInfo), 'Transaction' (Type q104:Transaction), 'Address' (Type q105:Address), 'ScheduledDelivery' (Type q106:ScheduledDelivery), 'ShipmentNumber' (Type xs:string), 'ProductGroup' (Type xs:string), 'Entity' (Type xs:string), 'ConsigneePhone' (Type xs:string), 'ShipperNumber' (Type xs:string), 'ShipperReference' (Type xs:string), 'Reference1' (Type xs:string), 'Reference2' (Type xs:string), and 'Reference3' (Type xs:string).</p>	<p>Scheduled Delivery Request:</p> <p>This method allows you to schedule the delivery of a shipment at a specified time and place (Longitude and Latitude)</p> <p>Their elements and further description can be found in Table 9 and 35.</p>
<p>Fig.14. Scheduled Delivery Structure Request</p>	



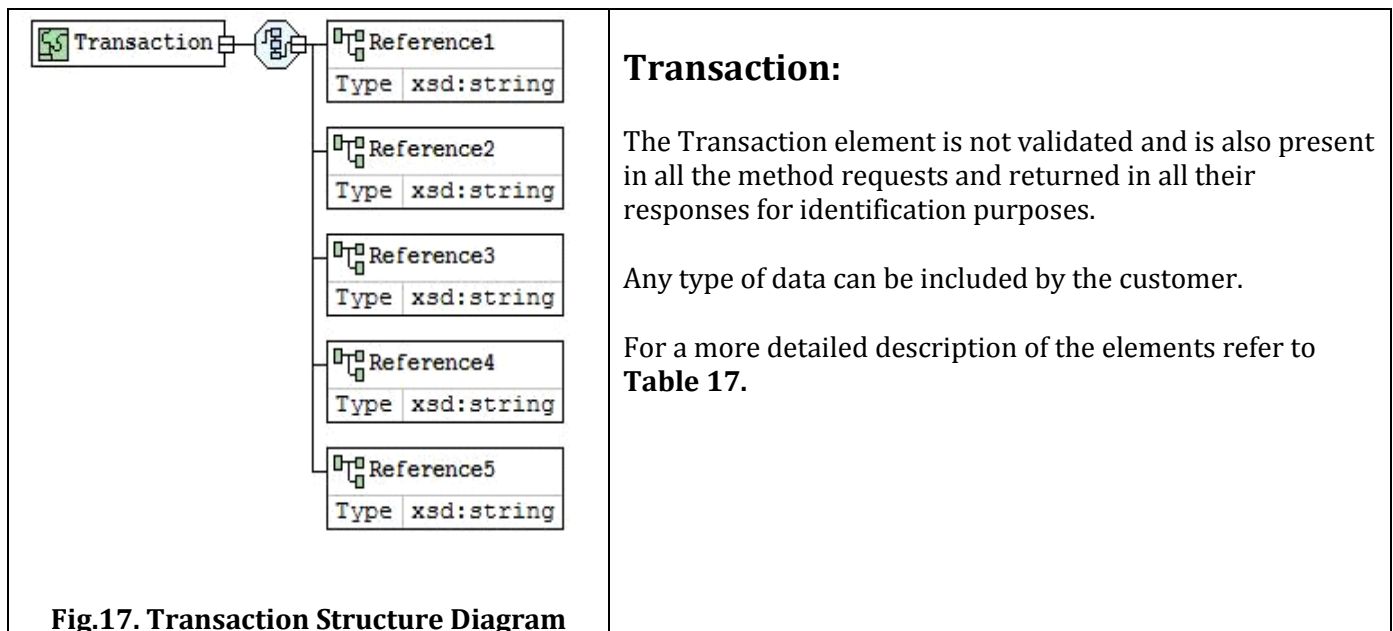
2 Elements Data structure

2.1 General Request Elements

These elements are present in all the methods of Shipping Services API (shipment creation, printing label, pickup creation and pickup cancellation), in addition to other specified elements.

Table 9: General Request Elements - Client Info & Transaction

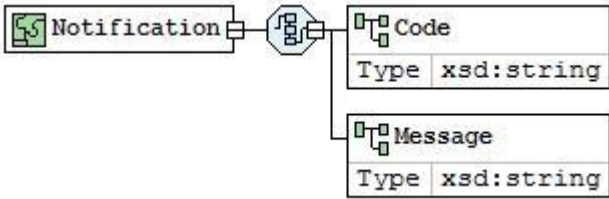
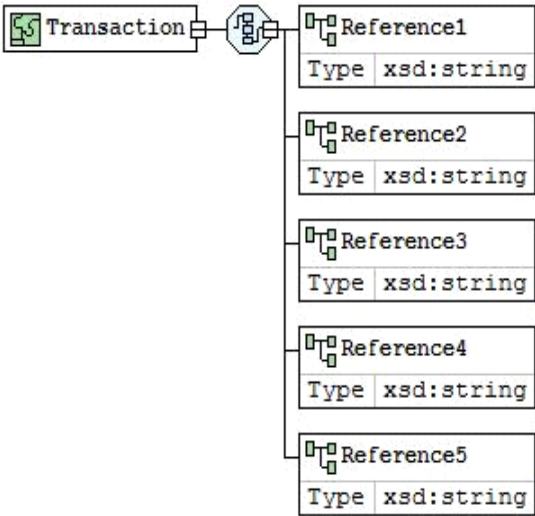
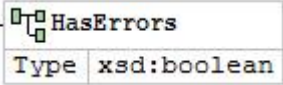
Diagram	Description
<pre> classDiagram class ClientInfo { UserName : xsd:string Password : xsd:string Version : xsd:string AccountNumber : xsd:string AccountPin : xsd:string AccountEntity : xsd:string AccountCountryCode : xsd:string Source : xsd:int } </pre> <p>Fig.16. Client Info Structure Diagram</p>	<p>Client Info:</p> <p>The Client Info element is present in all the methods of this service.</p> <p>All its child elements are required to be filled.</p> <p>The user name and password are validated to allow access to the service.</p> <p>Version element, is the Version of the API the customer is using, which needs to be specified in the request</p> <p>Account Number, Pin, Entity and Country Code are all needed to verify the users account and obtain vital information from it, such as the ability to create third party shipments among other features provided for each account.</p> <p>Source, used for data mining purposes.</p> <p>For a more detailed description of the elements refer to Table 16.</p>



2.2 General Response Elements

The Response of any method has three standard elements (notification, transaction, HasErrors)

Table 10: General Response Elements

Diagram	Description
 <p>Fig.18. Notification Structure Diagram</p>	<p>Notification:</p> <p>Contains details of the request errors or success.</p> <p>Code = To Identify the notification category. Message = Deeper description of the Notification.</p>
 <p>Fig.19. Transaction Structure Diagram</p>	<p>Transaction:</p> <p>Contains the data sent in the request by the user, used mainly for identification purposes.</p>
 <p>Fig.20. Has Errors Structure Diagram</p>	<p>HasErrors:</p> <p>Returns True if there are errors and false if there aren't.</p>

2.3 Shipment Creation Elements

The request and response elements of the Shipment Creation method are described in the tables below:

Table 11: Shipment Creation Request Elements

Diagram	Description
<p>The diagram shows a root element 'Shipment' with the following child elements:</p> <ul style="list-style-type: none"> Reference1 (Type: xsd:string) Reference2 (Type: xsd:string) Reference3 (Type: xsd:string) Shipper (Type: tns:Party) Consignee (Type: tns:Party) ThirdParty (Type: tns:Party) ShippingDateTime (Type: xsd:dateTime) DueDate (Type: xsd:dateTime) Comments (Type: xsd:string) PickupLocation (Type: xsd:string) OperationsInstructions (Type: xsd:string) AccountingInstructions (Type: xsd:string) Details (Type: tns:ShipmentDetails) Attachments (Type: tns:ArrayOfAttachment) ForeignRAMB (Type: xsd:string) TransportType_x0020_ (Type: xsd:int) Number (Type: xsd:string) PickupGUID (Type: xsd:string) 	<p>Shipment:</p> <p>Required – Shipper, Consignee, and Details.</p> <p>Further details on shipment child elements are shown in Table 22</p>

Fig.21. Shipment Structure Diagram

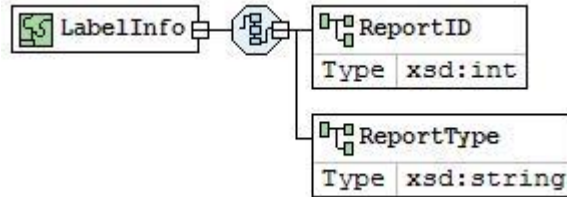


Fig.22. Label Info Structure Diagram

Label Info:

Allows you to be able to generate labels.

For further information on the child elements refer to **Table 26**.

Table 12: Shipment Creation Response Element

Diagram	Description
<pre> graph LR ProcessedShipment[ProcessedShipment] --- ID[ID Type xsd:string] ProcessedShipment --- Reference1[Reference1 Type xsd:string] ProcessedShipment --- Reference2[Reference2 Type xsd:string] ProcessedShipment --- Reference3[Reference3 Type xsd:string] ProcessedShipment --- ForeignHAWB[ForeignHAWB Type xsd:string] ProcessedShipment --- HasErrors[HasErrors Type xsd:boolean] ProcessedShipment --- Notifications[Notifications Type tns:ArrayOfNotification] ProcessedShipment --- ShipmentLabel[ShipmentLabel Type tns:ShipmentLabel] </pre>	<p>Processed Shipment:</p> <p>When a request is processed successfully, the elements in processed shipment appear with details on the shipment.</p> <p>ID = The AWB ID generated. Reference = The reference filled in the Shipment element. Foreign HAWB = Filled in the Shipment Element must be unique for every shipment in the system.</p> <p>HasErrors, Notifications = Refer to Table 10 for details on general response elements.</p> <p>Shipment Label = if a label was generated then the details would be present in this element, for more details refer to Fig. 36 in Table 15.</p>

Fig.23. Processed Shipment Structure Diagram

2.4 Pickup Creation Elements

The elements of the request and response Pickup Creation method are described in the tables below:

Table 13: Pickup Creation Request Elements

Diagram	Description
	<p>Pickup:</p> <p>Required Elements – Pickup Address, Pickup Contact, Pickup Location, Ready time, Last Pickup time, Closing Time, Reference 1, Pickup Items and Status.</p> <p>Further details on Pickup child elements are shown in Table 31.</p>

Fig.24. Pickup Structure Diagram

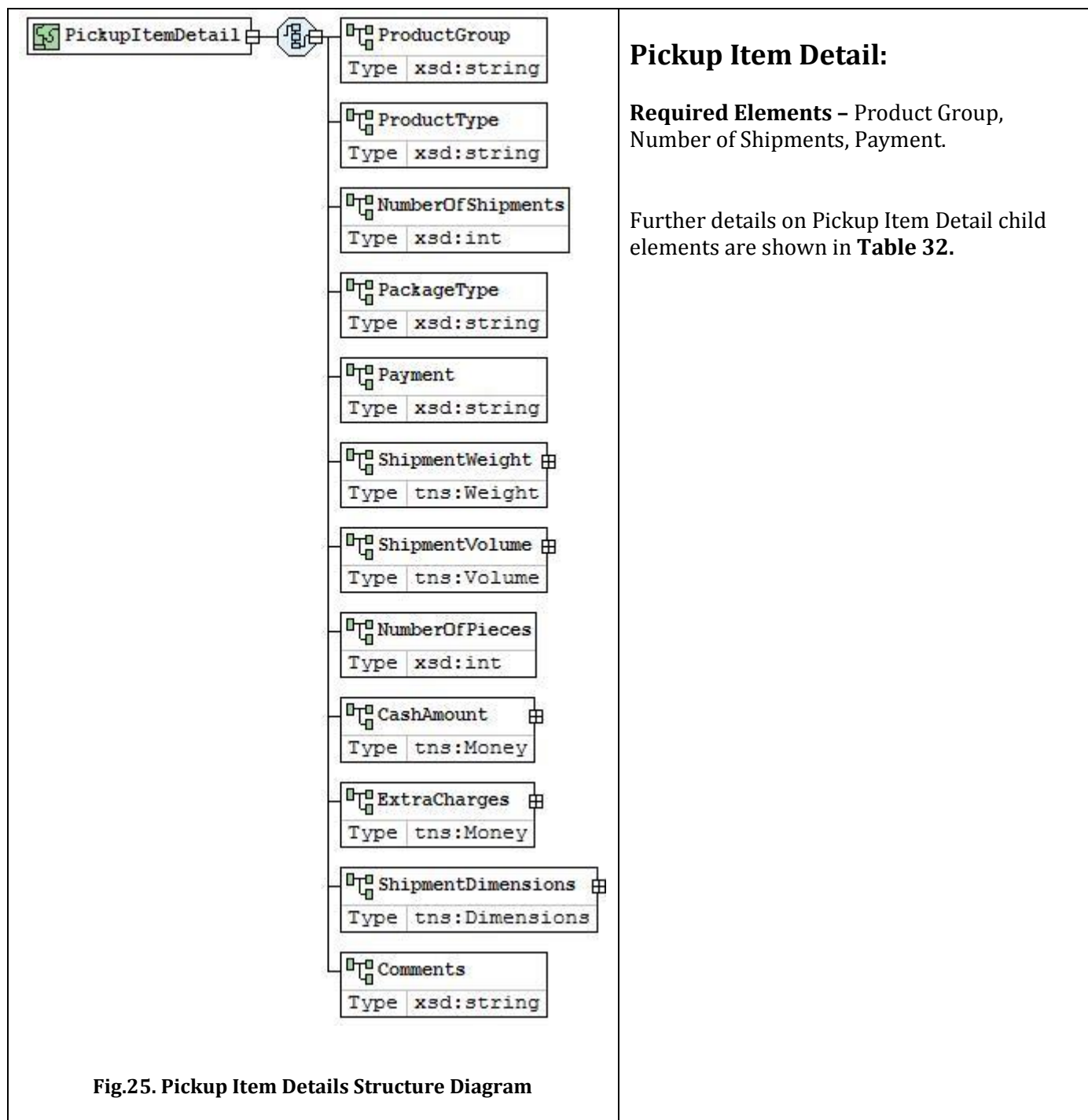


Table 14: Pickup Creation Response Element

Diagram	Description
<p>The diagram shows the structure of the ProcessedPickup response element. It is a container element that holds five sub-elements: ID, GUID, Reference1, Reference2, and ProcessedShipments. Each sub-element has a specific data type as indicated in the diagram.</p>	<p>Processed Pickup:</p> <p>When a request is processed successfully, the elements in processed pickup appear with details of the pickup.</p> <p>ID = A reference number that has been allocated to the submitted pickup.</p> <p>GUID = A unique identifier that gets assigned to the submitted pickup request after being saved. This identifier can be used in the cancelation request at a later stage.</p> <p>Reference = The reference filled in the request.</p> <p>Processed Shipment = Refer to Fig. 23 in Table 12.</p>

Fig.26. Processed Pickup Structure Diagram

3 Complex Data Type Structure

The Structure and Description of the complex data types present in the elements are shown in the table below:

Table 15: Data Type Structure

Diagram	Description
<p style="text-align: center;">Fig.27. Address Structure Diagram</p>	<p>Address</p> <p>The Address element contains several child elements that are validated before the request can be submitted successfully.</p> <p>For further details on each child element refer to Table 20.</p>
<p style="text-align: center;">Fig.28. Shipment Item Structure Diagram</p>	<p>Shipment Item</p> <p>ShipmentItem is a complex element consisting of four child elements.</p> <p>Every Shipment can consist of several items and each item has the following elements: package type, quantity, weight, comments and reference.</p> <p>Table 24, contains further details.</p>

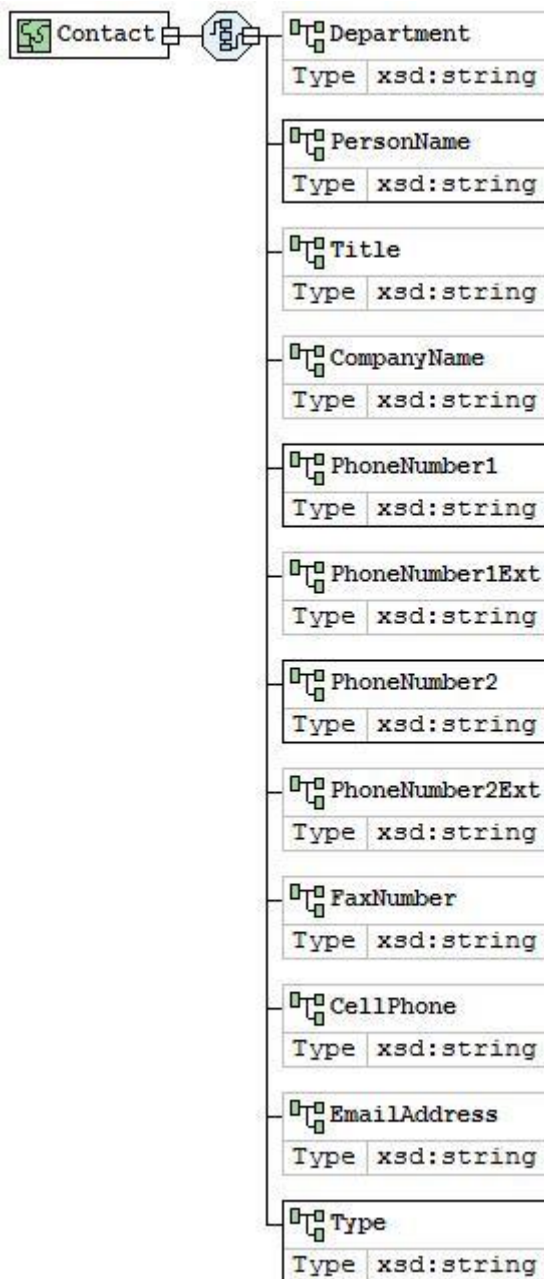


Fig.29. Contact Structure Diagram

Contact

Depending on the method chosen, certain elements are required and others optional.

Shipment Creation:

Required – Person Name, Company Name, Phone Number1, and Email Address.

Pickup Creation:

Required – Person Name, Company Name, Phone Number1, and Cell Phone.

For further details on Contact complex element's child elements refer to **Table 21**.

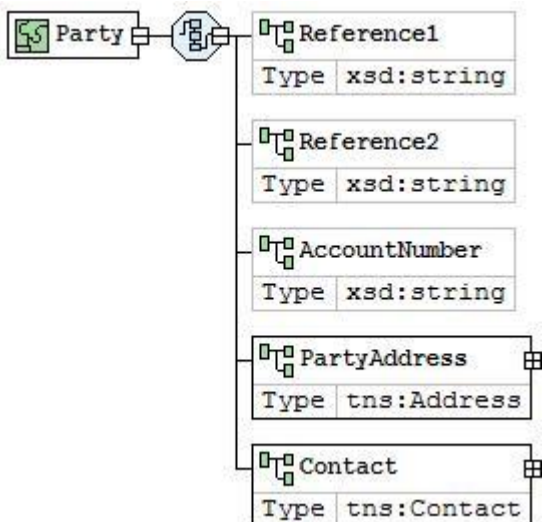


Fig.30. Party Structure Diagram

Party

Party is a complex element, consisting of three child elements (Reference 1, Reference 2, and Account Number) and encompasses from its data type level the Address and Contact Elements.

This data type is applied on the **Shipper**, **Consignee** and **Third Party** complex elements.

For further details on each child element refer to **Table 19**.

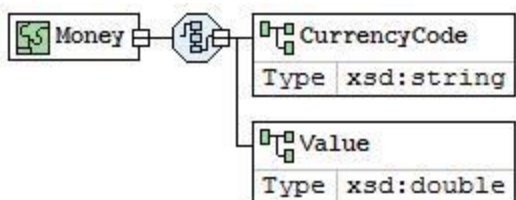


Fig.31. Money Structure Diagram

Money

Money is a complex element, consisting of two child elements (Currency Code and Value). These apply to every element that is defined by the Data Type "Money".

For Further Details on each child element refer to **Table 29**.

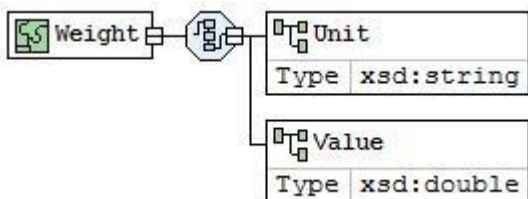


Fig.32. Weight Structure Diagram

Weight

Weight is a complex element, consisting of two child elements (Unit and Value). These apply to every element that is defined by the Data Type "Weight".

For further details on each child element refer to **Table 28**.

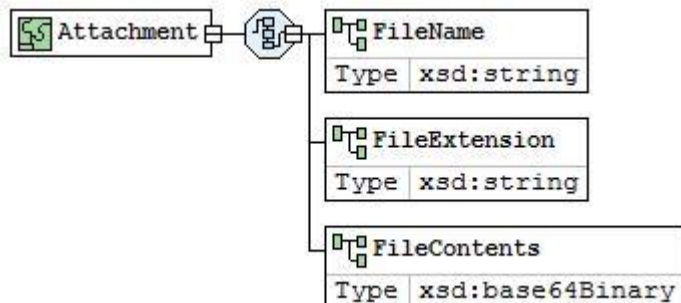


Fig.33. Attachment Structure Diagram

Attachment

Attachment is a complex element, consisting of three child elements (File Name, File Extension and File Contents). These apply to every element that is defined by the Data Type "Attachment".

File contents has a maximum size of 2 MB
For further details on each child element refer to **Table 25**.

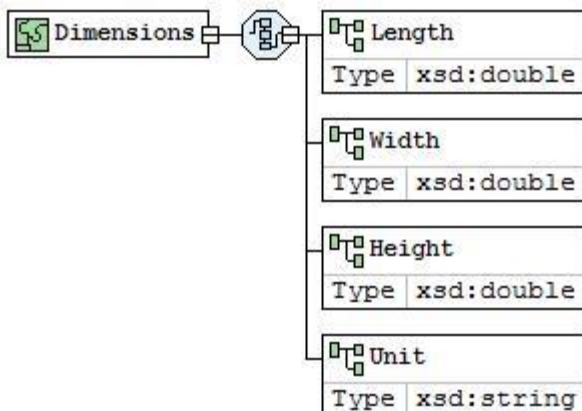


Fig.34. Dimensions Structure Diagram

Dimensions

Dimensions is a complex element, consisting of four child elements (Unit, Length, Width and Height). These apply to every element that is defined by the Data Type "Dimensions".

For further details on each child element refer to **Table 27**.

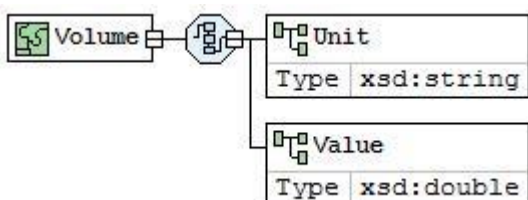
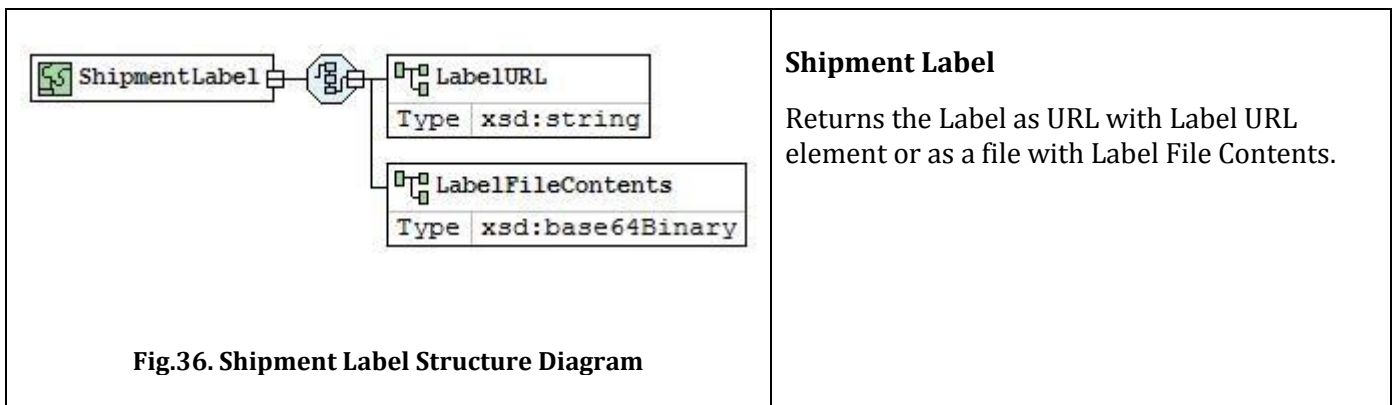


Fig.35. Volume Structure Diagram

Volume

Volume is a complex element, consisting of two child elements (Unit and Value). These apply to every element that is defined by the Data Type "Volume".

For further details on each child element refer to **Table 30**.



4 Data Type Element Description

Further details on child elements of the Shipping Services API and their attributes can be shown below.

Element: Element Name

Data Type: The type of data that can be inserted into this field.

Required: Specifies three categories

- **M** = Mandatory, This field must be filled in all cases.
- **O** = Optional, This field may or may not be filled.
- **C** = Conditional, This field may or may not be filled depending on another field being filled.

Length: The maximum number of characters allowed in this field.

Allowed Values: Specifies the accepted data by this field.

4.1 Client Info

Table 16: List of Elements present in the Client Structure

Element	Data Type	Required	Length	Allowed Values	Description
User Name	String	M	50		A unique user name sent to the user upon registration with http://www.aramex.com
Password	String	M	50		A unique password to verify the user name, sent to the user upon registration with http://www.aramex.com
Version	String	M	4		Based on the WSDL version the user is using to invoke the web service
Account Entity	String	M	3		Identification Code for Transmitting Party. This code should be provided to you by Aramex.
Account Number	String	M	50		The Customer's Account number provided by Aramex when the contract is signed.
Account PIN	String	M	50		A key that is associated with the account number, so as to validate customer identity.
Account Country Code	String	M	2		Two Letter Code Identifying the Country. Refer to Appendix D
Source	Integer	M		Default = 24	This field may be customized for data mining purposes, if so then a value will be provided by aramex.

4.1.1 Testing credentials

To be able to test the Shipping Services API on our testing website, the user credentials below can be used:

ClientInfo

Account Country Code:	<input type="text" value="GB"/>
Account Entity:	<input type="text" value="LON"/>
Account Number:	<input type="text" value="102331"/>
Account PIN:	<input type="text" value="321321"/>
Username:	<input type="text" value="testingapi@aramex.com"/>
Password:	<input type="text" value="R123456789\$%"/>
Version:	<input type="text" value="v1"/>

4.2 Transaction

Table 17: List of Elements present in the Transaction Structure

Element	Data Type	Required	Length	Allowed Values	Description
Reference 1	String	0	50		Any details the user would like to add that will be sent back in the response.
Reference 2	String	0	50		Any details the user would like to add that will be sent back in the response.
Reference 3	String	0	50		Any details the user would like to add that will be sent back in the response.
Reference 4	String	0	50		Any details the user would like to add that will be sent back in the response.
Reference 5	String	0	50		Any details the user would like to add that will be sent back in the response.

4.3 Shipment

Table 18: List of Elements present in the Shipment Structure

Element	Data Type	Required	Length	Allowed Values	Description
Reference1	String	0	50		Any general detail the customer would like to add about the shipment
Reference2	String	0	50		Any general detail the customer would like to add about the shipment
Reference3	String	0	50		Any general detail the customer would like to add about the shipment
Foreign HAWB	String	C	50		Client's shipment number if present. If filled this field must be unique for each shipment.
Transport Type	Integer	0	1	0 or 1	0 by Default
Shipper	Party	M			Refer to Table 19 for further details.
Consignee	Party	M			Refer to Table 19 for further details.
ThirdParty	Party	C			Based on PaymentType = "3" Refer to Table 19 for further details.
ShippingDateTime	DateTime	M			The date aramex receives the shipment to be shipped out.
DueDate	DateTime	0			The date specified for shipment to be delivered to the consignee.
Comments	String	0			Any comments on the shipment
PickupLocation	String	0			The location from where the shipment should be picked up, such as the reception desk.

OperationsInstructions	String	0			Instructions on how to handle the shipment
AccountsInstructions	String	0			Instructions on how to handle payment specifics.
Details	ShipmentDetails	M			Details on the shipment. Refer to Table 22 for further details.
Attachments	List(Of Attachments)	0			The total size of a single file must not exceed 2 MB.
Pickup GUID	String	0		A valid GUID value, provided by the Pickup Creation Response	To add Shipments to existing pickups.
Number	String	0		A valid HAWB number	If shipment numbers are required to be entered manually then aramex operations will provide a stock range from which to fill this field with. Otherwise if empty a number will be assigned to the created shipment automatically and returned in the response.

4.4 Party

Table 19: List of Elements present in the Party Structure

Element	Data Type	Required	Length	Allowed Values	Description
Reference 1	String	0	50		Any details the client would like to add that will be sent back in the response.
Reference 2	String	0	50		Any details the client would like to add that will be sent back in the response.
Account Number	String	C	50		The Same Account number entered in the Client Info
PartyAddress	Address	0	50		Refer to Table 20 for further details.
Contact	Contact	0	50		Refer to Table 21 for further details.

4.5 Address

Table 20: List of Elements present in the Address Structure

Element	Data Type	Required	Length	Allowed Values	Description
Line1	String	M	50	More than 3 characters	Additional Address information, such as the building number, block, street name.
Line2	String	0	50		Additional Address information.
Line3	String	0	50		Additional Address information.
City	String	C	50		Address City. Conditional: Required if the post code is not given.
State Or Province Code	String	C	100		Address State or province code. Required if The country code and city require a State or Province Code
Post Code	String	C	30		Postal Code, if there is a postal code in the country code and city then it must be given. If there are multiple cities for the same post code, the list of cities will be returned in the response
Country Code	String	M	2		2-Letter Standard ISO Country Code. Refer to Appendix D for a complete list of Country codes.

4.6 Contact

Table 21: List of Elements present in the Contact Structure

Element	Data Type	Required	Length	Allowed Values	Description
Department	String	0	50		User's Work Department
PersonName	String	M	50		User's Name, Sent By or in the case of the consignee, to the Attention of.
Title	String	0	50		User's Title
CompanyName	String	M	50		Company or Person name.
PhoneNumber1	String	M	30		Valid Phone Number
PhoneNumber1Ext	String	0	20		Valid Extension to the phone number.
PhoneNumber2	String	0	30		Phone Number
PhoneNumber2Ext	String	0	20		Extension to the phone number.
FaxNumber	String	0	30		Fax Number
CellPhone	String	M	30		Cell Phone Number
EmailAddress	String	M	50		Email Address
Type	String	0	50		

4.7 Shipment Details

Table 22: list of Elements present in the Shipment Details Structure

Element	Data Type	Required	Length	Allowed Values	Description
Dimensions	Dimensions	0			Measurements required in calculating the Chargeable Weight, If any of the dimensional values are filled then the rest must be filled.
NumberOfPieces	Integer	M	3	Pieces > 0 MAX = 100	Number of shipment pieces
ActualWeight	Weight	M	6		Total actual shipment weight. If the Dimensions are filled, charging weight is compared to actual and the highest value is filled here.
Product Group	String	M	3	EXP, DOM	EXP = Express DOM = Domestic
Product Type	String	M	3	Product Type: "OND" For Product Group: "DOM"	Product Type involves the specification of certain features concerning the delivery of the product such as: Priority, Time Sensitivity, and whether it is a Document or Non-Document. Refer to Appendix A for a list of Product Types and their Product Groups
Payment Type	String	M	1	P, C, 3	Method of payment for shipment. Refer to Appendix B for more details.
Payment Options	String	C	4	Payment Type = C ASCC ARCC Payment Type = P CASH ACCT PPST CRDT	Conditional - Based on the Payment Type "C" ASCC = Needs Shipper Account Number to be filled. ARCC = Needs Consignee Account Number to be filled. Optional - Based on the Payment Type "P" then it is optional to fill. CASH = Cash ACCT = Account

					PPST = Prepaid Stock CRDT = Credit
Services	String	0	25		Additional Services used in shipping the package, Separate by comma when selecting multiple services. Refer to Appendix C (Service Codes) for valid codes.
Description of Goods	String	M	100		The Nature of Shipment Contents. Example: Clothes, Electronic Gadgets
Goods Origin Country	String	M	2		The Origin of which the product in the shipment came from. Refer to Appendix D for a complete list of Country codes.
Customs Value amount	Money	C			Value Charged by Destination Customs. Conditional - Based on the ProductType "Dutible"
Cash on Delivery	Money	C			Amount of Cash that is paid by the receiver of the package. Conditional - Based on the Services "COD" being filled.
Insurance Amount	Money	0			Insurance Amount charged on shipment.
Cash Additional Amount	Money	0			Additional Cash that can be required for miscellaneous purposes.
Cash Additional Description	String	C			Conditional - Based on the PaymentType "3" AND Cash Additional Amount is filled
Collect Amount	Money	C			Transportation Charges to be collected from consignee. Conditional - Based on the PaymentType "C" + PaymentOptions "ARCC"
Items	<u>List(Of ShipmentItem)</u>	0			Details of the Items within a shipment. Several items can be added for a single shipment.

4.8 Date Time

Table 23: list of Elements present in the Date Time Structure

Element	Data Type	Required	Length	Allowed Values	Description
Shipping Date	Date	M			The date Aramex receives the shipment to be shipped out.
Due Date	Date	M			The date specified for shipment to be delivered to the consignee.

4.9 Shipment Items

Table 24: list of Elements present in the Shipment Item Structure

Element	Data Type	Required	Length	Allowed Values	Description
Package Type	String	C	50		Type of packaging, for example. Cans, bottles, degradable Plastic. Conditional: If any of the Item element values are filled then the rest must be filled.
Weight	Weight	C			Total Weight of the Items
Quantity	Integer	C	4	MAX = 100	Number of items
Comments	String	C	1000		Additional Comments or Information about the items

4.10 Attachment

Table 25: list of Elements present in the Attachment Structure

Element	Data Type	Required	Length	Allowed Values	Description
File Name	String	C			The file name without its extension.
File Extension	String	C	6		The extension of the file. Our system accepts any extension
File Contents	Byte()	C	2 MB		Contents of the file.

4.11 Label Info

Table 26: list of Elements present in the Label Info Structure

Element	Data Type	Required	Length	Allowed Values	Description
Report ID	Integer	M		9201	The Template of the report to be generated.
Report Type	String	M		"URL" or "RPT"	Either by URL or a streamed file (RPT). URL by Default

4.12 Dimensions

Table 27: list of Elements present in the Dimensions Structure

Element	Data Type	Required	Length	Allowed Values	Description
Length	Double	C	5	Format: 000.000 MAX = 100	Measurements required in calculating the Chargeable Weight, If any of the Dimensional values are filled then the rest must be filled.
Width	Double	C	5	Format: 000.000 MAX = 100	Measurements required in calculating the Chargeable Weight, If any of the Dimensional values are filled then the rest must be filled.
Height	Double	C	5	Format: 000.000 MAX = 100	Measurements required in calculating the Chargeable Weight, If any of the Dimensional values are filled then the rest must be filled.
Unit	String	C	2	CM, M	Measurement Unit, If any of the Dimensional values are filled then the rest must be filled. CM = Centimeter M = Meter

4.13 Weight

Table 28: list of Elements present in the Weight Structure

Element	Data Type	Required	Length	Allowed Values	Description
Value	Double	M	6	Format: 000.000 Weight > 0 MAX = 100	Shipment weight. If the Data Entity 'Dimensions' are filled, charging weight is compared to actual and the highest value is filled here.
Unit	String	0	2	KG , LB	Unit of the weight

4.14 Money

Table 29: list of Elements present in the Money Structure

Element	Data Type	Required	Length	Allowed Values	Description
Currency Code	String	C	3		3-Letter Standard ISO Currency Code Refer to Appendix E for a list of Currency Codes. If Cash on delivery value is filled, then its currency must be in USD.
Value	Double	C	5	Format: 000.000 MAX = 100	The Monetary value. For Cash on delivery , the currency must be in USD.

4.15 Volume

Table 30: list of Elements present in the Volume Structure

Element	Data Type	Required	Length	Allowed Values	Description
Value	Double	M	6	Format: 000.000 Volume > 0 MAX = 100	Shipment Volume.
Unit	String	0	2	Cm3, Inch3	Unit of the volume

4.16 Pickup Details

Table 31: list of Elements present in the Pickup Details Structure

Element	Data Type	Required	Length	Allowed Values	Description
Reference1	String	0	50		Any general detail the customer would like to add about the shipment
Reference2	String	0	50		Any general detail the customer would like to add about the shipment
Vehicle Type	String	0	50		Type of Vehicle requested to transport the shipments.
Address	Address	M			Pickup Address
Status	String	M	10	Ready or Pending	Pending: more information about the pickup needs to be added, Ready: no further information is needed and the pickup request is ready to be assigned
Date Time	DateTime	M			Ready time should always be before latest and closing time. Date should not be before the current day or more than seven days in advance of the current date. Refer to Table 23 for further details.
Contact	Contact	M			Refer to Table 21 for further details.

4.17 Pickup Item

Table 32: list of Elements present in the Pickup Item Structure

Element	Data Type	Required	Length	Allowed Values	Description
Product Group	String	M	3	EXP, DOM	EXP = Express DOM = Domestic
Product Type	String	O	3	Product Type: "OND" For Product Group: "DOM"	Product Type involves the specification of certain features concerning the delivery of the product such as: Priority, Time Sensitivity, and whether it is a Document or Non-Document. Refer to Appendix A for a list of Product Types and their Product Groups
Payment Type	String	M	1	P, C, 3	Method of payment for shipment. Refer to Appendix B for more details.
Number Of Pieces	Integer	M	3	Pieces > 0 MAX = 100	Number of shipment pieces
Shipment Weight	Weight	M	6		Total actual shipment weight. If the Dimensions are filled, charging weight is compared to actual and the highest value is filled here.
Number Of Shipments	Integer	M	3	Pieces > 0 MAX = 100	Number of shipment
Package Type	String	O	50		Type of packaging, for example. Cans, bottles, degradable Plastic.
Shipment Volume	Volume	M	6		Volume of the Shipment
Cash Amount	Money	O			
Extra Charges	Money	O			
Shipment Dimensions	Dimensions	O			Measurements required in calculating the Chargeable Weight, If any of the Dimensional values are filled then the rest must be filled.
Comments	String	O	50		Any Comments on the Item being picked up.

4.18 Reserve Shipment Number Range

Table 33: list of Elements present in the Reserve Shipment Number Range Structure

Element	Data Type	Required	Length	Allowed Values	Description
Product Group	String	M	3	EXP, DOM	EXP = Express DOM = Domestic
Entity	String	M	3	Example: LON for London station	This data should be provided to you from your Aramex representative.
Count	Integer	M	4	1-5000	The range of shipment numbers to be reserved and used to send CreateShipment requests

4.19 Get Last Shipments Numbers Range

Table 34: list of Elements present in the Get Last Shipments Numbers Range Structure

Element	Data Type	Required	Length	Allowed Values	Description
Product Group	String	M	3	EXP, DOM	EXP = Express DOM = Domestic
Entity	String	M	3	Example: LON for London station	This data should be provided to you from your Aramex representative.

4.20 Schedule Delivery

Table 35: list of Elements present in the Schedule Delivery Structure

Element	Data Type	Required	Length	Allowed Values	Description
Address	Address	M		EXP, DOM	For more information please refer to section 4.5 of this documentation
ScheduleDelivery	ScheduleDelivery	M			For more information please inquire your nearest Aramex station
ShipmentNumber	String	M	30		A valid and existing shipment number.
ProductGroup	String	M		EXP, DOM	EXP = Express DOM = Domestic
Entity	String	M	3	Example: LON for London station	This data should be provided to you from your Aramex representative.
ConsigneePhone	String	M	30		Valid Phone Number
ShipperNumber	String	M	10		A valid account number provided by your Aramex representative
ShipperReference	String	O	40		Any extra information to link to the shipper.
Reference1	String	O	40		Any extra information to link to the shipment.
Reference2	String	O	40		Any extra information to link to the shipment.
Reference3	String	O	40		Any extra information to link to the shipment.

APPENDIX: Aramex and General References

Appendix A - Product Types

Product Type	Name	Dutiable	Full Description	Product Group
PDX	Priority Document Express	No	Urgent, time sensitive consignments containing printed matter or document material	International Express
PPX	Priority Parcel Express	Yes	Urgent, time sensitive consignments containing non-printed matter or non-document material	International Express
PLX	Priority Letter Express	No	Urgent, time sensitive consignments containing printed matter of weight less than 0.5 kg	International Express
DDX	Deferred Document Express	No	2nd Day Delivery consignments containing printed matter or document material	International Express
DPX	Deferred Parcel Express	Yes	2nd Day Delivery consignments containing non-printed matter or non-document material	International Express
GDX	Ground Document Express	No	Ground delivery consignments containing printed matter or document material	International Express
GPX	Ground Parcel Express	Yes	Ground Delivery consignments containing non-printed matter or non-document material	International Express
EPX	Economy Parcel Express	Yes	Non - Document/Printed Matter (Commercial) shipment irrespective of its weight. The word "Economy" represents the action of selling the products and services online, having Aramex arrange the delivery locally and globally	International Express

Appendix B - Shipment Payment Methods

Payment Method	Stands for	Description
P	Prepaid	Transportation Charges payable by shipper
C	Collect	Transportation Charges payable by consignee
3	Third Party	Transportation Charges payable by third party. Note: in case of 3rd Party all third party details must be filled including a valid Aramex Account Number for Billing Party.

Appendix C - Service Codes

Service Code	Description	Full Description
CODS	Cash on Delivery	Receiver pays the cost of the goods
FIRST	First Delivery	Committed delivery time at destination country.
FRDM	Free Domicile	Sender pays part/or all of the customs charges and the receiver consignee doesn't pay anything of the shipping or handling charges.
HFPU	Hold for pick up	Receiver picks up the consignment from an Aramex/Partner facility
NOON	Noon Delivery	Committed delivery time BEFORE Noon at destination country.
SIG	Signature Required	Physical receiver signature required upon delivery

Appendix D - ISO Country Codes

Country Code	Country Name	Country Code	Country Name
AF	AFGHANISTAN	LY	LIBYA
AL	ALBANIA	LI	LIECHTENSTEIN
DZ	ALGERIA	LT	LITHUANIA
AS	AMERICAN SAMOA	LU	LUXEMBOURG
AD	ANDORRA	MO	MACAU
AO	ANGOLA	MK	MACEDONIA
AI	ANGUILLA	MG	MADAGASCAR
AG	ANTIGUA AND BARBUDA	MW	MALAWI
AR	ARGENTINA	MY	MALAYSIA
AM	ARMENIA	MV	MALDIVES
AW	ARUBA	ML	MALI
AU	AUSTRALIA	MT	MALTA
AT	AUSTRIA	MH	MARSHALL IS
AZ	AZERBAIJAN	MQ	MARTINIQUE
BS	BAHAMAS	MR	MAURITANIA
BH	BAHRAIN	MU	MAURITIUS
BD	BANGLADESH	YT	MAYOTTE
BB	BARBADOS	MX	MEXICO
BY	BELARUS	FM	MICRONESIA
BE	BELGIUM	MD	MOLDOVA
BZ	BELIZE	MC	MONACO
BJ	BENIN	MN	MONGOLIA
BM	BERMUDA	MS	MONTSERRAT
BT	BHUTAN	MA	MOROCCO
BO	BOLIVIA	MZ	MOZAMBIQUE
BA	BOSNIA & HERZEGOVINA	MM	MYANMAR
BW	BOTSWANA	NA	NAMIBIA
IO	BR INDIAN OCEAN TERR	NR	NAURU
BR	BRAZIL	NP	NEPAL
BN	BRUNEI	AN	NETHERLANDS ANTILLES
BG	BULGARIA	NL	NETHERLANDS
BF	BURKINA FASO	NC	NEW CALEDONIA
BI	BURUNDI	NZ	NEW ZEALAND
KH	CAMBODIA	NI	NICARAGUA
CM	CAMEROON	NE	NIGER
CA	CANADA	NG	NIGERIA
RY	CANARY IS	NU	NIUE
CV	CAPE VERDE	NF	NORFOLK ISLAND
KY	CAYMAN IS	MP	NORTHERN MARIANA IS
CF	CENTRAL AFRICAN REP	NO	NORWAY
TD	CHAD	OM	OMAN

JE	CHANNEL ISLANDS	PK	PAKISTAN
CL	CHILE	PW	PALAU
CN	CHINA	PS	PALESTINE
CX	CHRISTMAS IS	PA	PANAMA
CC	COCOS KEELING IS	PG	PAPUA NEW GUINEA
CO	COLOMBIA	PY	PARAGUAY
KM	COMOROS	PE	PERU
CG	CONGO	PH	PHILIPPINES
CK	COOK IS	PN	PITCAIRN IS
CR	COSTA RICA	PL	POLAND
HR	CROATIA	PT	PORTUGAL
CU	CUBA	PR	PUERTO RICO
CY	CYPRUS	QA	QATAR
CZ	CZECH REPUBLIC	RE	REUNION IS
CD	DEM REP OF THE CONGO	RO	ROMANIA
DK	DENMARK	RU	RUSSIA
DJ	DJIBOUTI	RW	RWANDA
DM	DOMINICA	WS	SAMOA
DO	DOMINICAN REPUBLIC	SM	SAN MARINO
TP	EAST TIMOR	ST	SAO TOME & PRINCIPE
EC	ECUADOR	SA	SAUDI ARABIA
EG	EGYPT	SN	SENEGAL
SV	EL SALVADOR	YU	SERBIA & MONTENEGRO
GQ	EQUATORIAL GUINEA	SC	SEYCHELLES
ER	ERITREA	SL	SIERRA LEONE
EE	ESTONIA	SG	SINGAPORE
ET	ETHIOPIA	SK	SLOVAKIA
FK	FALKLAND IS	SI	SLOVENIA
FO	FAROE IS	SB	SOLOMON IS
FJ	FIJI	SO	SOMALIA
FI	FINLAND	ZA	SOUTH AFRICA
FR	FRANCE	ES	SPAIN
GF	FRENCH GUIANA	LK	SRI LANKA
PF	FRENCH POLYNESIA	HL	ST HELENA
GA	GABON	KN	ST KITTS & NEVIS
GM	GAMBIA	LC	ST LUCIA
GE	GEORGIA	PM	ST PIERRE & MIQUELON
DE	GERMANY	VC	ST VINCENT GRENADINE
GH	GHANA	SD	SUDAN
GI	GIBRALTAR	SR	SURINAM
GR	GREECE	SJ	SVALBARD & JAN MAYEN
GL	GREENLAND	SZ	SWAZILAND
GD	GRENADA	SE	SWEDEN
GP	GUADELOUPE	CH	SWITZERLAND

GU	GUAM	SY	SYRIA
GT	GUATEMALA	TW	TAIWAN
GN	GUINEA	TJ	TAJIKISTAN
GW	GUINEA BISSAU	TZ	TANZANIA
GY	GUYANA	TH	THAILAND
HT	HAITI	TL	Timor-Leste
HM	HEARD & MCDONALD ISLANDS	TG	TOGO
HN	HONDURAS	TK	TOKELAU
HK	HONG KONG	TO	TONGA
HU	HUNGARY	TT	TRINIDAD & TOBAGO
IS	ICELAND	TN	TUNISIA
IN	INDIA	TR	TURKEY
ID	INDONESIA	TM	TURKMENISTAN
IR	IRAN	TC	TURKS & CAICOS IS
IQ	IRAQ	TV	TUVALU
IE	IRELAND	UG	UGANDA
IM	ISLE OF MAN	UA	UKRAINE
IL	ISRAEL	AE	UNITED ARAB EMIRATES
IT	ITALY	GB	UNITED KINGDOM
CI	IVORY COAST	US	UNITED STATES
JM	JAMAICA	UY	URUGUAY
JP	JAPAN	UM	US MINOR OUTLYING IS
JO	JORDAN	UZ	UZBEKISTAN
KZ	KAZAKHSTAN	VU	VANUATU
KE	KENYA	VA	VATICAN CITY
KI	KIRIBATI	VE	VENEZUELA
KP	KOREA NORTH	VN	VIETNAM
KR	KOREA SOUTH	VG	VIRGIN IS - BRITISH
KW	KUWAIT	VI	VIRGIN ISLANDS - US
KG	KYRGYZSTAN	WF	WALLIS & FUTUNA IS
LA	LAOS	EH	WESTERN SAHARA
LV	LATVIA	YE	YEMEN
LB	LEBANON	ZM	ZAMBIA
LS	LESOTHO	ZW	ZIMBABWE
LR	LIBERIA		

Appendix E - Currency Codes

Country Name	Currency Code	Currency Name
AFGHANISTAN	AFA	Afghani
ALGERIA	DZD	Algerian Dinar
NETHERLAND ANTILLES	ANG	Antillean Guilder
ARGENTINA	ARS	Argentine Peso
MADAGASCAR	MGF	Ariary
ARUBA	AWG	Aruban Florin
CHRISTMAS IS	AUD	Australian Dollar
AUSTRALIA	AUD	Australian Dollar
COCOS KEELING IS	AUD	Australian Dollar
KIRIBATI	AUD	Australian Dollar
TUVALU	AUD	Australian Dollar
HEARD & MCDONALD ISLANDS	AUD	Australian Dollar
NORFOLK ISLAND	AUD	Australian Dollar
NAURU	AUD	Australian Dollar
BAHRAIN	BHD	Bahraini Dinar
PANAMA	PAB	Balboa
BARBADOS	BBD	Barbadian Dollar
BELIZE	BZD	Belizean Dollar
BERMUDA	BMD	Bermudian Dollar
ERITREA	ERB	Birr
ETHIOPIA	ETB	Birr
VENEZUELA	VEB	Bolivar
BOLIVIA	BOB	Boliviano
BOSNIA & HERZEGOVINA	BAD	Bosnian Dinar
BR INDIAN OCEAN TERR	GBP	British Pound
ISLE OF MAN	GBP	British Pound
CHANNEL ISLANDS_	GBP	British Pound
UNITED KINGDOM	GBP	British Pound
BRUNEI	BND	Bruneian Dollar
BURUNDI	BIF	Burundi Franc
GABON	XAF	C.F.A. Franc
BURKINA FASO	XOF	C.F.A. Franc
BENIN	XOF	C.F.A. Franc
EQUATORIAL GUINEA	XOF	C.F.A. Franc
CONGO	XOF	C.F.A. Franc
IVORY COAST	XOF	C.F.A. Franc
CENTRAL AFRICAN REP	XOF	C.F.A. Franc
CAMEROON	XOF	C.F.A. Franc
NEW CALEDONIA	XPF	C.F.A. Franc
NIGER	XOF	C.F.A. Franc
SENEGAL	XOF	C.F.A. Franc

MALI	MLF	C.F.A. Franc
TOGO	XOF	C.F.A. Franc
FRENCH POLYNESIA	XPF	C.F.A. Franc
WALLIS & FUTUNA IS	XPF	C.F.A. Franc
CHAD	XOF	C.F.A. Franc
CANADA	CAD	Canadian Dollar
CAPE VERDE	CVE	Cape Verdean Escudo
CANARY IS	CVE	Cape Verdean Escudo
CAYMAN IS	CID	Caymanian Dollar
GHANA	GHC	Cedi
CHILE	CLP	Chilean Peso
COLOMBIA	COP	Colombian Peso
COMOROS	KMF	Comoran Franc
COSTA RICA	CRC	Costa Rican Colon
BRAZIL	BRE	Cruzeiro
CUBA	CUP	Cuban Peso
CYPRUS	CYP	Cypriot Pound
GAMBIA	GMD	Dalasi
GREENLAND	DKK	Danish Krone
DENMARK	DKK	Danish Krone
FAROE IS	DKK	Danish Krone
MACEDONIA	MKD	Denar
UNITED ARAB EMIRATES	AED	Dirham
DJIBOUTI	DJF	Djibouti Franc
SAO TOME & PRINCIPE	STD	Dobra
DOMINICAN REPUBLIC	DOP	Dominican Peso
ARMENIA	AMD	Dram
DOMINICA	XCD	East Caribbean Dollar
ANTIGUA AND BARBUDA	XCD	East Caribbean Dollar
ANGUILLA	XCD	East Caribbean Dollar
GRENADA	XCD	East Caribbean Dollar
ST LUCIA	XCD	East Caribbean Dollar
ST KITTS & NEVIS	XCD	East Caribbean Dollar
MONTSERRAT	XCD	East Caribbean Dollar
ST VINCENT&GRENADINE	XCD	East Caribbean Dollar
EGYPT	EGP	Egyptian Pound
GERMANY	EUR	Euro
AUSTRIA	EUR	Euro
SPAIN	EUR	Euro
BELGIUM	EUR	Euro
IRELAND	EUR	Euro
LUXEMBOURG	EUR	Euro
MONACO	EUR	Euro
ITALY	EUR	Euro

FINLAND	EUR	Euro
FRANCE	EUR	Euro
GREECE	EUR	Euro
MAYOTTE	EUR	Euro
NETHERLANDS	EUR	Euro
PORTUGAL	EUR	Euro
FALKLAND IS	FKP	Falkland Pound
FIJI	FJD	Fijian Dollar
HUNGARY	HUF	Forint
FRENCH GUIANA	FRF	French Franc
GUADELOUPE	FRF	French Franc
REUNION IS	FRF	French Franc
MARTINIQUE	FRF	French Franc
ST PIERRE & MIQUELON	FRF	French Franc
GIBRALTAR	GIP	Gibraltar Pound
NICARAGUA	NIC	Gold Cordoba
HAITI	HTG	Gourde
PARAGUAY	PYG	Guarani
GUINEA BISSAU	GWP	Guinea-Bissauan Peso
GUYANA	GYP	Guyanese Dollar
HONG KONG	HKD	Hong Kong Dollar
UKRAINE	UAH	Hryvnia
INDIA	INR	Indian Rupee
INDONESIA	IDR	Indonesian Rupiah
IRAN	IRR	Iranian Rial
IRAQ	IQD	Iraqi Dinar
SAN MARINO	ITL	Italian Lira
VATICAN CITY	ITL	Italian Lira
JAMAICA	JMD	Jamaican Dollar
JORDAN	JOD	Jordanian Dinar
KENYA	KES	Kenyan Shilling
PAPUA NEW GUINEA	PGK	Kina
CZECH REPUBLIC	CZK	Koruna
SLOVAKIA	SKK	Koruna
ICELAND	ISK	Krona
ESTONIA	EEK	Kroon
CROATIA	HRK	Kuna
KUWAIT	KWD	Kuwaiti Dinar
ANGOLA	AOK	Kwanza
MYANMAR	MMK	Kyat
GEORGIA	GEK	Lari
LATVIA	LVL	Lat
LEBANON	LBP	Lebanese Pound
ALBANIA	ALL	Lek

HONDURAS	HNL	Lempira
SIERRA LEONE	SLL	Leone
ROMANIA	ROL	Leu
MOLDOVA	MDL	Leu
BULGARIA	BGL	Lev
LIBERIA	LRD	Liberian Dollar
LIBYA	LYD	Libyan Dinar
SWAZILAND	SZL	Lilangeni
LITHUANIA	LTL	Litas
LESOTHO	LSL	Loti
MALAWI	MWK	Malawian Kwacha
MALTA	MTL	Maltese Lira
TURKMENISTAN	TMM	Manat
MAURITIUS	MUR	Mauritian Rupee
MOZAMBIQUE	MZM	Metical
WESTERN SAHARA	MAD	Moroccan Dirham
MOROCCO	MAD	Moroccan Dirham
NIGERIA	NGN	Naira
NAMIBIA	NAD	Namibian Dollar
NEPAL	NPR	Nepalese Rupee
SERBIA & MONTENEGRO	YUN	New Dinar
VIETNAM	VND	New Dong
ISRAEL	ILS	New Israeli Shekel
PALESTINE	ILS	New Israeli Shekel
LAOS	LAK	New Kip
TAIWAN	TWD	New Taiwan Dollar
URUGUAY	UYP	New Uruguayan Peso
DEM REP OF THE CONGO	ZRN	New Zaire
PITCAIRN IS	NZD	New Zealand Dollar
COOK IS	NZD	New Zealand Dollar
TOKELAU	NZD	New Zealand Dollar
NEW ZEALAND	NZD	New Zealand Dollar
NIUE	NZD	New Zealand Dollar
POLAND	PLZ	New Zloty
BHUTAN	BTN	Ngultrum
YEMEN	YER	North Yemeni Riyal
SVALBARD & JAN MAYEN	NOK	Norwegian Krone
NORWAY	NOK	Norwegian Krone
MEXICO	MXN	Nuevo Peso
PERU	PEN	Nuevo Sol
OMAN	OMR	Omani Rial
MAURITANIA	MRO	Ouguiya
TONGA	TOP	Pa'anga
PAKISTAN	PKR	Pakistani Rupee

MACAU	MOP	Pataca
PHILIPPINES	PHP	Philippine Peso
ST HELENA	SHP	Pound
BOTSWANA	BWP	Pula
QATAR	QAR	Qatari Riyal
GUATEMALA	GTQ	Quetzal
SOUTH AFRICA	ZAR	Rand
CAMBODIA	KHR	Riel
MALAYSIA	MYR	Ringgit
BELARUS	RUR	Ruble
RUSSIA	RUR	Ruble
TAJKISTAN	RUR	Ruble
MALDIVES	MVR	Rufiyaa
RWANDA	RWF	Rwandan Franc
EL SALVADOR	SVC	Salvadoran Colon
SAUDI ARABIA	SAR	Saudi Riyal
SEYCHELLES	SCR	Seychelles Rupee
SINGAPORE	SGD	Singapore Dollar
SOLOMON IS	SBD	Solomon Islands Dollar
KYRGYZSTAN	KGS	Som
UZBEKISTAN	KGS	Som
SOMALIA	SOS	Somali Shilling
ANDORRA	SPP	Spanish Peseta
SRI LANKA	LKR	Sri Lankan Rupee
ECUADOR	ECS	Sucre
SUDAN	SDD	Sudanese Dinar
SURINAM	SRG	Surinamese Guilder
SWEDEN	SEK	Swedish Krona
SWITZERLAND	CHF	Swiss Franc
LIECHTENSTEIN	CHF	Swiss Franc
GUINEA	GNS	Syli
SYRIA	SYP	Syrian Pound
SAMOA	SAT	Tala
TANZANIA	TZS	Tanzanian Shilling
KAZAKHSTAN	KZT	Tenge
SLOVENIA	SIT	Tolar
TRINIDAD & TOBAGO	TTD	Trinidad & Tobago Dollar
MONGOLIA	MNT	Tughrik
TUNISIA	TND	Tunisian Dinar
TURKEY	YTL	Turkish Lira
UGANDA	UGX	Ugandan Shilling
AMERICAN SAMOA	USD	United States Dollar
AZERBAIJAN	USD	United States Dollar
BANGLADESH	USD	United States Dollar

BAHAMAS	USD	United States Dollar
GUAM	USD	United States Dollar
US MINOR OUTLYING IS	USD	United States Dollar
MICRONESIA	USD	United States Dollar
UNITED STATES	USD	United States Dollar
Timor-Leste	USD	United States Dollar
PALAU	USD	United States Dollar
MARSHALL IS	USD	United States Dollar
NORTHERN MARIANA IS	USD	United States Dollar
THAILAND	USD	United States Dollar
EAST TIMOR	USD	United States Dollar
VIRGIN IS - BRITISH	USD	United States Dollar
VIRGIN ISLANDS - US	USD	United States Dollar
PUERTO RICO	USD	United States Dollar
TURKS & CAICOS IS	USD	United States Dollar
VANUATU	VUV	Vatu
KOREA NORTH	KPW	Won
KOREA SOUTH	KRW	Won
JAPAN	JPY	Yen
CHINA	CNY	Yuan
ZAMBIA	ZMK	Zambian Kwacha
ZIMBABWE	ZWD	Zimbabwean Dollar

Appendix F - Error Codes and Messages

Error Code	Error Message
REQ01	Client Info is empty
REQ02	Address is empty
REQ03	UserName is empty
REQ04	Password is empty
REQ05	Version is empty
REQ06	Account Number is empty
REQ07	Account Pin is empty
REQ08	Account Entity is empty
REQ09	Account Country Code is empty
REQ10	Line1 is empty
REQ11	Country Code is empty
REQ12	City/Zipcode is empty
REQ13	Label Info is empty
REQ14	Report Type is empty
REQ15	Shipment Number is empty
REQ16	Product Group is empty
REQ17	Entity is empty
REQ18	Pickup GUID is empty
REQ19	Pickup is empty
REQ20	Contact is empty
REQ21	Person Name is empty
REQ22	Phone Number1 is empty
REQ23	Cell Phone is empty
REQ24	Email Address is empty
REQ25	Reference1 is empty
REQ26	Pickup Location is empty
REQ27	Status is empty
REQ28	Closing Time is empty
REQ29	Last Pickup Time is empty
REQ30	Pickup Date is empty
REQ31	Ready Time is empty
REQ32	Pickup Items List is empty
REQ33	Payment is empty
REQ34	Product Type is empty
REQ35	Missing Shipments Details
REQ36	Unit is empty
REQ37	Code is empty
REQ38	ProductType is dutiable. Customs Amount is required

REQ39	Shipments List is empty
REQ40	Shipper is empty
REQ41	Recipient is empty
REQ42	Thirdparty is empty
REQ44	Actual Weight is empty
ERR00	Internal server error has occurred. The error has been logged. Please contact aramex support.
ERR01	Invalid username or password
ERR02	Invalid account information
ERR03	Account is blocked
ERR04	Invalid Country Code
ERR05	Invalid City
ERR06	Invalid Zipcode
ERR07	Invalid Report ID
ERR08	Invalid Report Type
ERR09	Report does not exist
ERR10	Invalid Product Group
ERR11	Invalid Entity
ERR12	Invalid Pickup GUID
ERR13	Pickup does not exist
ERR14	Cannot cancel a pickup which was submitted in the past
ERR15	Cannot cancel a pickup which has been assigned
ERR16	Invalid Pickup Status
ERR17	Pickup Date is in the past
ERR18	Pickup Date is greater than one week time. Pickups can be scheduled within one week only
ERR19	Invalid Payment Type
ERR20	Invalid Product Type
ERR21	Number of Shipments is less or equal zero
ERR22	Number of Pieces is less than zero
ERR23	Value is less or equal zero
ERR24	Invalid Unit
ERR25	Invalid Currency
ERR26	Length is less than zero
ERR27	Height is less than zero
ERR28	Width is less than zero
ERR29	Invalid Count value
ERR30	Another shipment with the same Foreign AWB Number already exists
ERR31	Transport Type is invalid. Valid values are 0 or 1
ERR32	Invalid State
ERR33	Failed to save pickup
ERR34	Failed to save the shipment
ERR35	Closing Time should be greater than the Ready Time
ERR36	Last Pickup Time should be greater than the Ready Time
ERR37	Ready Time should be within the business hours of the entity

ERR38	Ready Time is earlier than minimum lead time
ERR39	Ready Time is greater than the cutoff time
ERR40	Shipment does not exist
ERR41	Multiple shipments found. Origin Entity and Product Group should be provided
ERR42	There are shipments that can be used
ERR43	Failed to schedule the delivery
ERR44	Failed to submit the related attachments
ERR45	There are not any reserved shipments numbers
ERR46	Failed to delete the saved shipment
ERR47	Failed to generate the requested label
ERR48	This error code is associated as a generic error code with any messages coming from our internal system
ERR49	Failed to get a new shipment number.
ERR50	Shipment is already associated with another pickup.
ERR51	Account Number differs from the Account Number specified in the ClientInfo
ERR52	Error Resolving Address Code
ERR53	Length is greater than the max allowed value ({Length value})
ERR54	Height is greater than the max allowed value ({Height value})
ERR55	Width is greater than the max allowed value ({Width value})
ERR56	Invalid Route Code
ERR57	No default courier ID assigned for this route ({RouteCode})
ERR58	Courier not found
ERR59	Courier ({CourierCode} - {CourierName}) is inactive
ERR60	{Account number} - Cannot get the default cash account for the {entity} entity
ERR61	Failed to get rate

Appendix G - Testing URLs

Service Name	Method Name	Protocol	URL
Shipping	CreateShipments	SOAP	https://ws.dev.aramex.net/shippingapi.v2/shipping/service_1_0.svc
		REST/JSON	https://ws.dev.aramex.net/shippingapi.v2/shipping/service_1_0.svc/json
		REST/XML	https://ws.dev.aramex.net/shippingapi.v2/shipping/service_1_0.svc/xml
	PrintLabel	SOAP	https://ws.dev.aramex.net/shippingapi.v2/shipping/service_1_0.svc
		REST/JSON	https://ws.dev.aramex.net/shippingapi.v2/shipping/service_1_0.svc/json
		REST/XML	https://ws.dev.aramex.net/shippingapi.v2/shipping/service_1_0.svc/xml
	CreatePickup	SOAP	https://ws.dev.aramex.net/shippingapi.v2/shipping/service_1_0.svc
		REST/JSON	https://ws.dev.aramex.net/shippingapi.v2/shipping/service_1_0.svc/json
		REST/XML	https://ws.dev.aramex.net/shippingapi.v2/shipping/service_1_0.svc/xml
	CancelPickup	SOAP	https://ws.dev.aramex.net/shippingapi.v2/shipping/service_1_0.svc
		REST/JSON	https://ws.dev.aramex.net/shippingapi.v2/shipping/service_1_0.svc

			rvice_1_0.svc/json
		REST/XML	https://ws.dev.aramex.net/shippingapi.v2/shipping/service_1_0.svc/xml
	ReserveShipment NumberRange	SOAP	https://ws.dev.aramex.net/shippingapi.v2/shipping/service_1_0.svc
		REST/JSON	https://ws.dev.aramex.net/shippingapi.v2/shipping/service_1_0.svc/json
		REST/XML	https://ws.dev.aramex.net/shippingapi.v2/shipping/service_1_0.svc/xml
	GetLastShipments NumbersRange	SOAP	https://ws.dev.aramex.net/shippingapi.v2/shipping/service_1_0.svc
		REST/JSON	https://ws.dev.aramex.net/shippingapi.v2/shipping/service_1_0.svc/json
		REST/XML	https://ws.dev.aramex.net/shippingapi.v2/shipping/service_1_0.svc/xml
	ScheduleDelivery	SOAP	https://ws.dev.aramex.net/shippingapi.v2/shipping/service_1_0.svc
		REST/JSON	https://ws.dev.aramex.net/shippingapi.v2/shipping/service_1_0.svc/json
		REST/XML	https://ws.dev.aramex.net/shippingapi.v2/shipping/service_1_0.svc/xml

Appendix H - Live URLs

Service Name	Method Name	Protocol	URL
Shipping	CreateShipments	SOAP	https://ws.aramex.net/shippingapi.v2/shipping/service_1_0.svc
		REST/JSON	https://ws.aramex.net/shippingapi.v2/shipping/service_1_0.svc/json
		REST/XML	https://ws.aramex.net/shippingapi.v2/shipping/service_1_0.svc/xml
	PrintLabel	SOAP	https://ws.aramex.net/shippingapi.v2/shipping/service_1_0.svc
		REST/JSON	https://ws.aramex.net/shippingapi.v2/shipping/service_1_0.svc/json
		REST/XML	https://ws.aramex.net/shippingapi.v2/shipping/service_1_0.svc/xml
	CreatePickup	SOAP	https://ws.aramex.net/shippingapi.v2/shipping/service_1_0.svc
		REST/JSON	https://ws.aramex.net/shippingapi.v2/shipping/service_1_0.svc/json
		REST/XML	https://ws.aramex.net/shippingapi.v2/shipping/service_1_0.svc/xml
	CancelPickup	SOAP	https://ws.aramex.net/shippingapi.v2/shipping/service_1_0.svc
		REST/JSON	https://ws.aramex.net/shippingapi.v2/shipping/service_1_0.svc/json

			e_1_0.svc/json
		REST/XML	https://ws.aramex.net/shippingapi.v2/shipping/service_1_0.svc/xml
	ReserveShipment NumberRange	SOAP	https://ws.aramex.net/shippingapi.v2/shipping/service_1_0.svc
		REST/JSON	https://ws.aramex.net/shippingapi.v2/shipping/service_1_0.svc/json
		REST/XML	https://ws.aramex.net/shippingapi.v2/shipping/service_1_0.svc/xml
	GetLastShipments NumbersRange	SOAP	https://ws.aramex.net/shippingapi.v2/shipping/service_1_0.svc
		REST/JSON	https://ws.aramex.net/shippingapi.v2/shipping/service_1_0.svc/json
		REST/XML	https://ws.aramex.net/shippingapi.v2/shipping/service_1_0.svc/xml
	ScheduleDelivery	SOAP	https://ws.aramex.net/shippingapi.v2/shipping/service_1_0.svc
		REST/JSON	https://ws.aramex.net/shippingapi.v2/shipping/service_1_0.svc/json
		REST/XML	https://ws.aramex.net/shippingapi.v2/shipping/service_1_0.svc/xml