




Sounds | Voicing | IPA | Accents



The Sound of English

pronunciation

Starter Pack



pronunciation
studio *at home*

How to Use the Starter Pack



This pack contains the following tools for learning English pronunciation:

Ebook

The first 20 pages of Pronunciation Studio's course book **'The Sound of English Pronunciation'** are included here (pg 2-20), with notes, diagrams, audio and examples for each sound in English.

Action Symbols

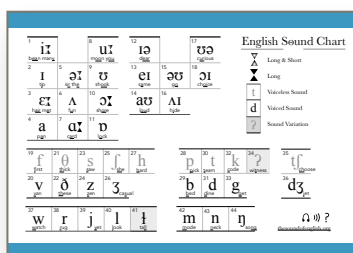
The symbols in the course pack indicate the following actions:

))) **Repeat** 🎧 **Listen** ? **View Answers** ⬆️ **Return**

Audio

Every activity is accompanied by audio. You can listen by touching the action symbols for))) **Repeat** and 🎧 **Listen**, or you can download or listen on the [Starter Pack web page](#).

IPA Chart



This pack covers each of the 44 sounds and symbols of English. A full-size IPA chart of the symbols to accompany the course is on the [IPA Chart web page](#).

Introduction

Vowel Sounds

are made by shaping air as it leaves the body.

Consonant Sounds

are made by blocking air as it leaves the body.

SOUNDS

2-3

Vowel Sounds

4-5

Consonant Sounds

6-7


Articulation

8-9

Voicing

Activities

10-11



sounds in
accents

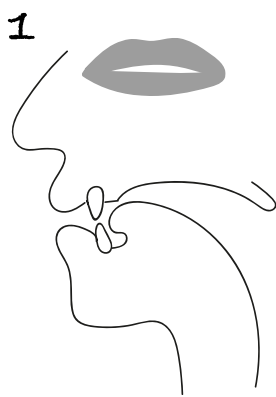
12

h

Vowel Sounds

))) 0.1

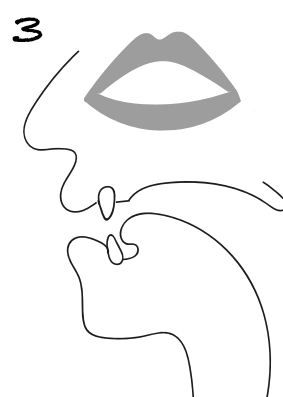
Front Vowel Sounds / tongue towards front



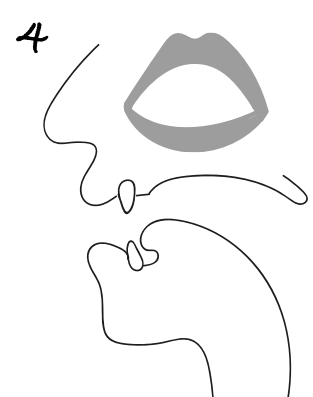
/i:/ bean
/i/ many



/ɪ/ tip



/ɛ:/ hair
/ɛ/ met

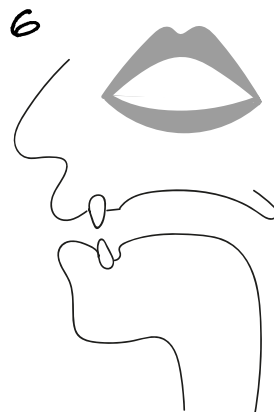


/a/ pan


Central Vowel Sounds / tongue relatively flat



/ə:/ sir
/ə/ the

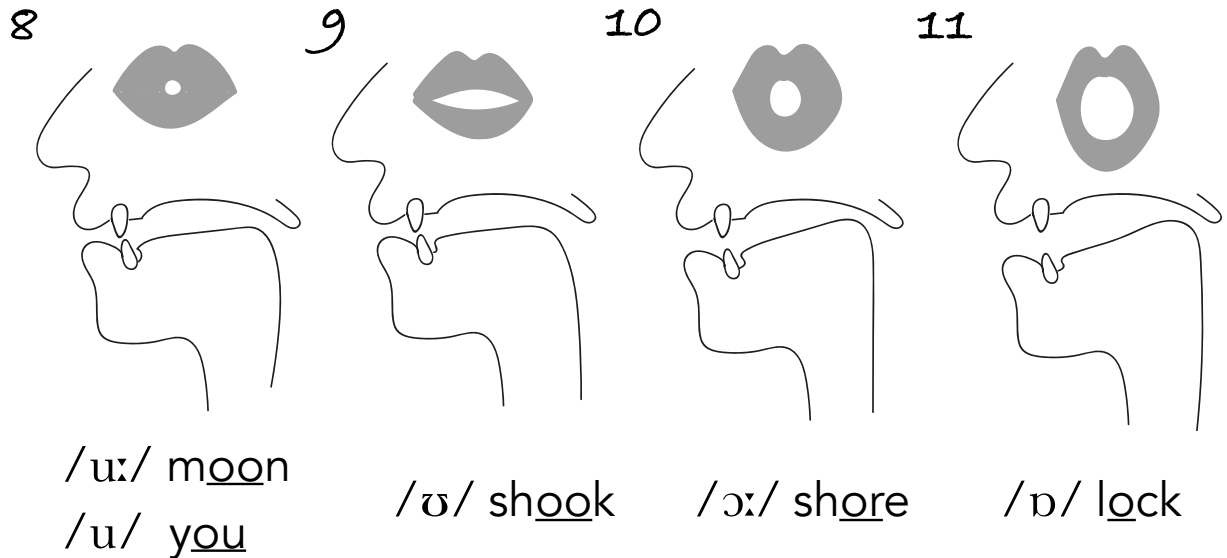


/ʌ/ fun



/ɑ:/ card

8-11. **Back Vowel Sounds** / tongue towards back



12-18 **Diphthong Vowel Sounds**

/ move from one mouth position to another

12 /ɪə/ dear

13 /eɪ/ same

14 /aʊ/ loud

15 /əʊ/ go

16 /aɪ/ hide

17 /ʊə/ curious

18 /ɔɪ/ choice



Consonant Sounds

))) 0.2

Fricatives

made by squeezing air through a small gap

19 /f/ first

20 /v/ van

21 /θ/ thick

22 /ð/ these

23 /s/ saw

24 /z/ zen

25 /ʃ/ she

26 /ʒ/ casual

27 /h/ hard

Plosives

made by fully blocking the air as it leaves the body

28 /p/ pick

29 /b/ bed

30 /t/ team

31 /d/ dine

32 /k/ code

33 /g/ get

34 [ʔ] witness

Affricates

plosive directly followed
by a fricative

35 /tʃ/ choose

36 /dʒ/ jet

Approximants

smooth vowel-like sounds
made without contact

37 /w/ watch

38 /r/ rug

39 /j/ yet

Lateral

Approximants

released through the
sides of the tongue

40 /l/ look

41 [ɫ] tall

Nasals

made by releasing
sound through the
nose

42 /m/ mode

43 /n/ neck

44 /ŋ/ song

Consonant Articulation

- *What is the difference in the pronunciation of the three sounds?*

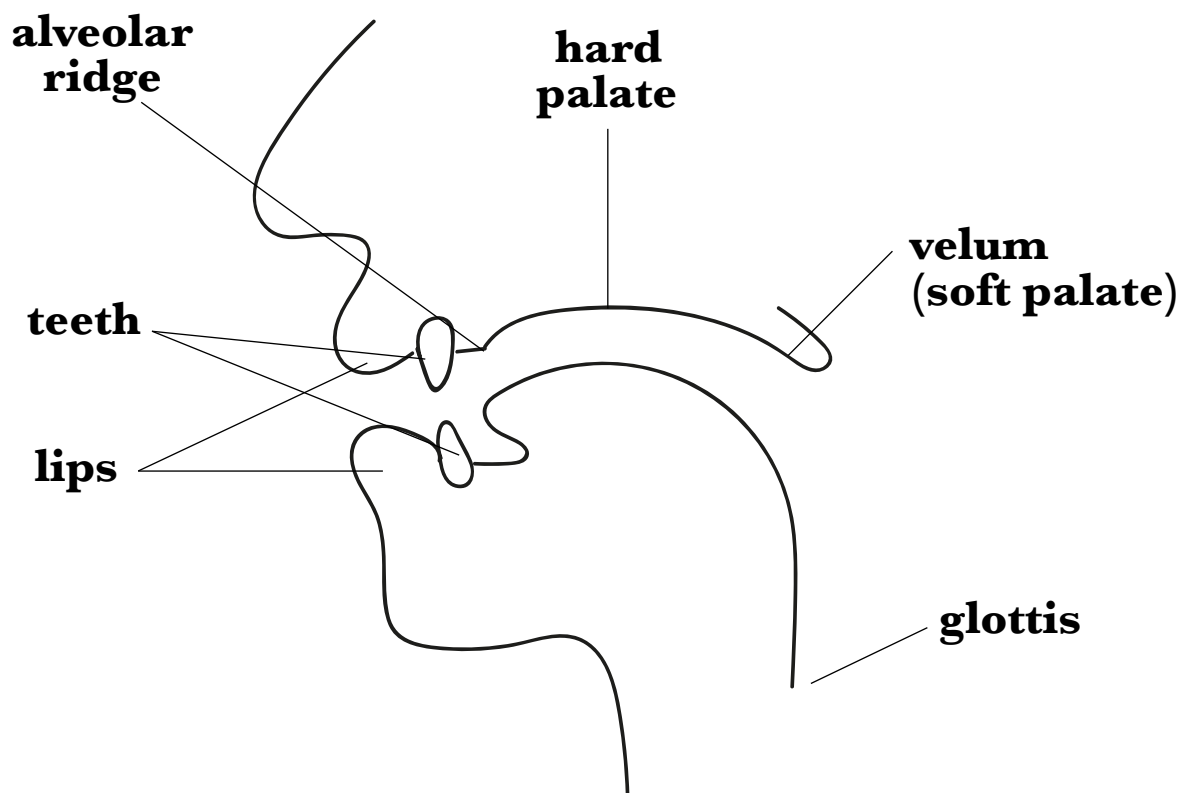
🔊 0.3
? 120

/p/ /t/ /k/



Consonant sounds are made by **blocking air as it leaves the body.**

We use a range of places in the mouth and throat to block the air: **places of articulation.**

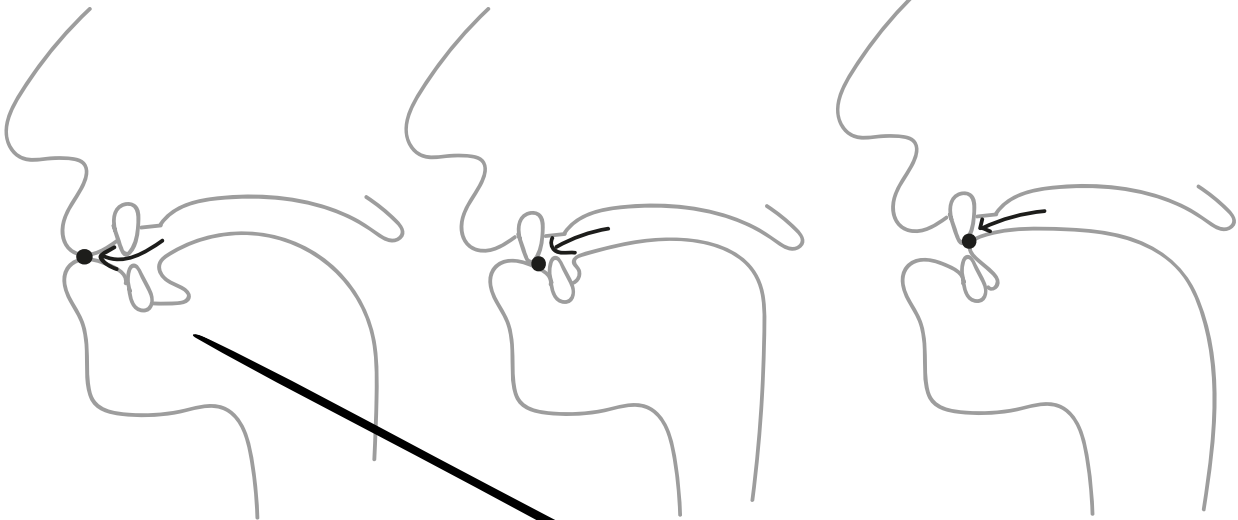


0.4 - Listen and match the places of articulation to their sounds:

1

2

3



Velar
/k,g,ŋ/

Bilabial
/p,b,m/

Labio-dental
/f,v/

4

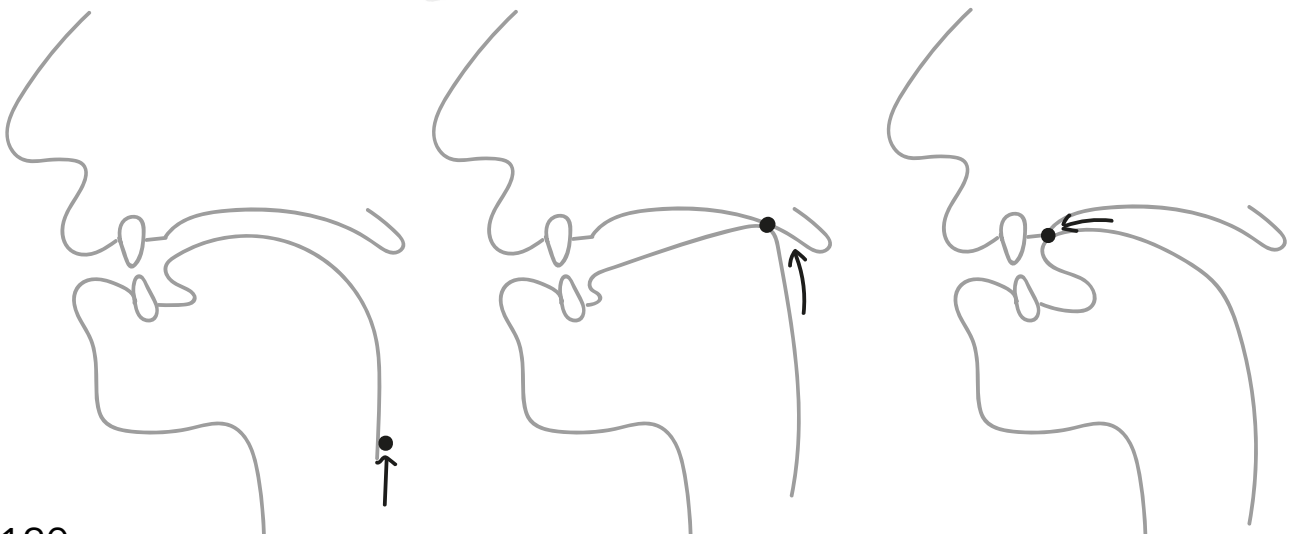
5

6

Dental
/θ, ð/

Alveolar
/t,d,l,n/

Glottal
/h/



? 120

Consonant Voicing

- Cover your ears with your hands and say the following sounds:

))) 0.5

1. /s/ 2. /z/



- What is the difference?

? 120

⊙

))) 0.6 Some consonant sounds do not use the voice when they are produced - they are **voiceless**.


Voiceless consonant sounds are: /f,θ,s,ʃ,h,p,t,k,tʃ/ & [ʔ].

Voiceless sounds are grey in the **SOUNDS** and **MINIMAL PAIRS** sections of this course book.

⊙

- What is the difference in the pronunciation of the underlined sound?

0.7



cheese

mouses



? 120



It is not always possible to tell whether a sound is voiced or voiceless from its spelling.



- Listen and decide which of the 2 words on the right, contains the voiced consonant sound.

0.8

	Voiced	Voiceless	Words
1	/d/	/t/	<u>played</u> placed
2	/v/	/f/	off of
3	/ð/	/θ/	author father
4	/ʒ/	/ʃ/	mission vision
5	/b/	/p/	bath path
6	/dʒ/	/tʃ/	rich ridge
7	/z/	/s/	business biscuit
8	/g/	/k/	anger anchor

? 121

Activities

- Listen and decide which word has a different vowel sound in each line:

0.9

1. wool shook cool pull

2. put hut love flood

3. work north shirt burn

4. boat both broker bother

5. pair where earn pear

6. brown grow slow no

7. ear bare swear air

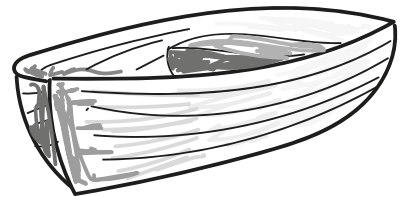
8. include wanted college taken

9. polite protect promise parade

10. calm aren't war heart

11. not watch cough tough

/bɔ:t/



/hɑ:t/

?121

- Match the words with their transcriptions.

1	foreign	/ˈkʌbəd/
2	climb	/ˈfɔrɪn/
3	wrist	/hɑːf/
4	knot	/ˈɔːtəm/
5	half	/rɪst/
6	autumn	/klaɪm/
7	listen	/θɔːt/
8	thought	/nɒt/
9	march	/ˈlɪs(ə)n/
10	cupboard	/mɑːtʃ/

? 121))) 0.10

- Which silent consonant(s) does each word contain?

1 g 2 _____ 3 _____ 4 _____ 5 _____
6 _____ 7 _____ 8 _____ 9 _____ 10 _____

? 122

sounds in accents

0.11

Moving just 50 miles in any direction in the British Isles normally results in significant changes in the local people's pronunciation. In this section of every chapter, we explore some of the most noticeable variations.

h



0.12

In the West Country, the locals never pronounce < h > so we say HOUSE, HAPPY, HEART (so that sounds the same as ART). This is known as 'h dropping' and it's found in many regions of England and Wales.



- Listen and decide if the accent is GB or West Country (WC):

0.13

1. I'm hungry, let's have some hot soup. GB WC
2. How heavy is that hammer? GB WC
3. Harry's on holiday in New Haven. GB WC
4. Have you heard of Henry Higgins? GB WC
5. Here's hoping the hotel's open! GB WC
6. My hair looks horrible, where's my hat? GB WC

? 122

Congratulations!

/kəngrætʃə'leɪʃ(ə)nɪz/

You have completed the first chapter of 'The Sound of English Pronunciation'.



The full 140 page version contains:

- **9 chapters** with **240+ audio tracks**.
- A dedicated **page for every sound**.
- **Linking, IPA & Sounds in Accents**.
- **100+ diagrams** and illustrations.
- **Minimal pairs** (sound comparisons).

[Learn More](#)



certified

Courses

Study with the IPA certified teachers who created
'The Sound of English Pronunciation'.



Benoit Brard

"I had 40 one-to-one lessons last year to improve my accent, and later my intonation... half my lessons at the studio and half remotely via videoconference. 100% recommended for a pronunciation plan tailored to your needs.

★★★★★

"I recommend "Pronunciation Studio" with all my heart. Just after the first few lessons, I noticed a huge difference in my pronunciation and understanding of what native speakers are saying to me.

★★★★★



Agnieszka Kargol-Konieczna



Since Pronunciation Studio opened in 2008, we've helped over 50,000 learners from more than 100 countries with their pronunciation and intonation skills.



[View Courses](#)

Answer Key - Introduction

0.3

The difference between /p/, /t/ and /k/ is the place the air is blocked when they are pronounced:



0.4

- ↑ 1. Bilabial 2. Labio-dental 3. Dental 4. Glottal
5. Velar 6. Alveolar

0.5

/s/ is made only using air - it is a **voiceless sound**.

- ↑ /z/ is made with voice (vibration of the vocal cords in the throat) - it is a **voiced sound**.

0.7

- ↑ cheese /tʃi:z/ - the < s > is pronounced /z/.
mouse /maʊs/ - the < s > is pronounced /s/.

0.8

Words with underlined voiced sound:



1. playe
2. of
3. father
4. vision
5. bath
6. ridge
7. business
- anger

0.9

1. cool /u:/ (the others are pronounced with /ʊ/)
2. put /ʊ/ (the others are pronounced with /ʌ/)
3. north /ɔ:/ (the others are pronounced with /ə:/)
4. bother /ɒ/ (the others are pronounced with /əʊ/)
5. earn /ɜ:/ (the others are pronounced with /ɛ:/)
6. brown /aʊ/ (the others are pronounced with /əʊ/)
7. ear /ɪə/ (the others are pronounced with /ɛ:/)
8. taken /ə/ (the others are pronounced with /ɪ/)
9. promise /ɒ/ (the others are pronounced with /ə/)
10. war /ɔ:/ (the others are pronounced with /ɑ:/)
11. tough /ʌ/ (the others are pronounced with /ɒ/)



0.10

1	foreign	/ˈkʌbəd/
2	climb	/ˈfɔrm/
3	wrist	/hɑ:f/
4	knot	/ˈɔ:təm/
5	half	/rɪst/
6	autumn	/klʌm/
7	listen	/θɔ:t/
8	thought	/nɒt/
9	march	/ˈlɪs(ə)n/
10	cupboard	/mɑ:tʃ/




Silent consonant(s) are:

- ↑ 1. g 2. b 3. w 4. k 5. l 6. n 7. t
8. gh 9. r* 10. p & r*

**The < r > is silent in GB English, though many native English speakers will pronounce these < r >, see 'Sounds in Accents', p. 96 and 'Silent < r >' p. 93.*

0.13

- ↑ 1. WC 2. GB 3. GB 4. WC 5. GB 6. WC



pronunciationstudio