



THE TANEY CORPORATION




THE BRIDGEPORT

Straights / Circular / Spiral / Rail Systems
Over 50 Years of Excellence


Rails and Brackets

NOTE: Throughout this catalog, **similar** industry-wide Stair Part numbers (shown in parentheses and *italics*) are referenced below each TANEY Stair Part number — i.e. (6010).


Handrails




T-2500
2¼" w x 2¾" h
(6010)




T-2400
3" w x 2½" h
(6400)




T-2200
3¾" w x 2¾" h



T-2100
2¾" w x 2¾" h
(6210)




T-2966
2¾" w x 3" h
(6021)



6710
2¾" w x 2¾" h

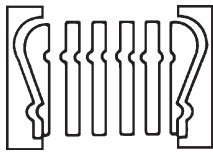


6810
2¾" w x 2¾" h

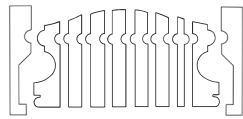


T-6910
2¾" w x 2¾" h

Bending rails (other profiles available)

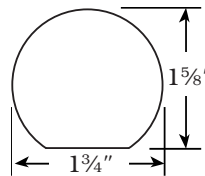


T-2500 BR
Bending rail
T-2500BRM
Bending rail mold
(6010-B)
(6010-BM)

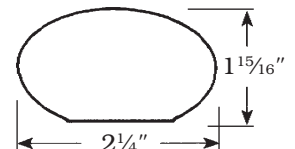


T-2400BR
Bending rail
(6400-BR)
T-2400BRM
Bending rail mold

Wall rails



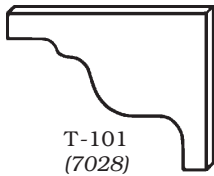
T-2325
Wall rail
(6040)



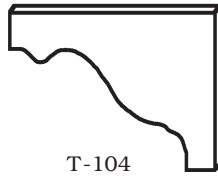
T-2375
Wall rail
(6042)

Brackets

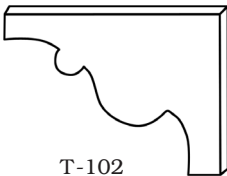
Brackets T-101 through T-105 are 12" wide x 8¼" high x ¼" thick.



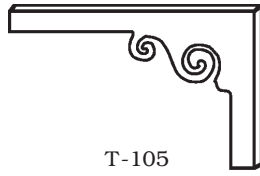
T-101
(7028)



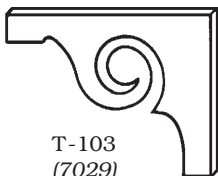
T-104



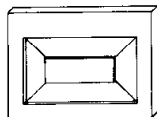
T-102



T-105




T-103
(7029)

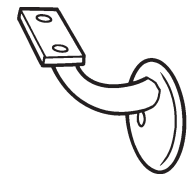


T-106
Raised Panel Bracket
¾" thick

Rail brackets



T-110
Wall rail bracket
Brass finish
(3002)

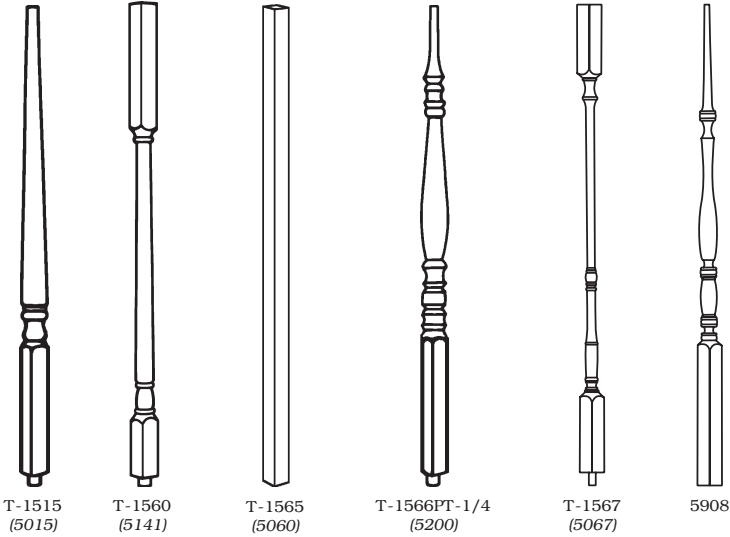


T-112
Wall rail bracket
Please specify finish

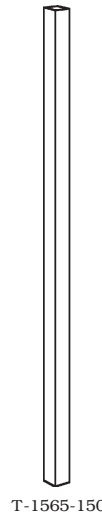
Wood balusters & Rosettes

Balusters (Available in 31", 34", 36", 39", 41" lengths)

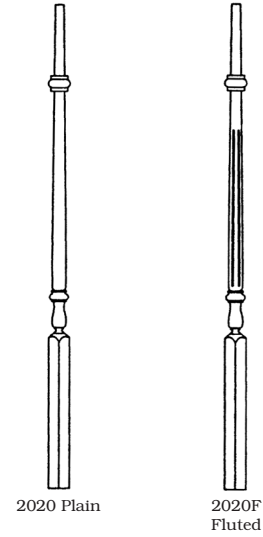
1 1/4" square



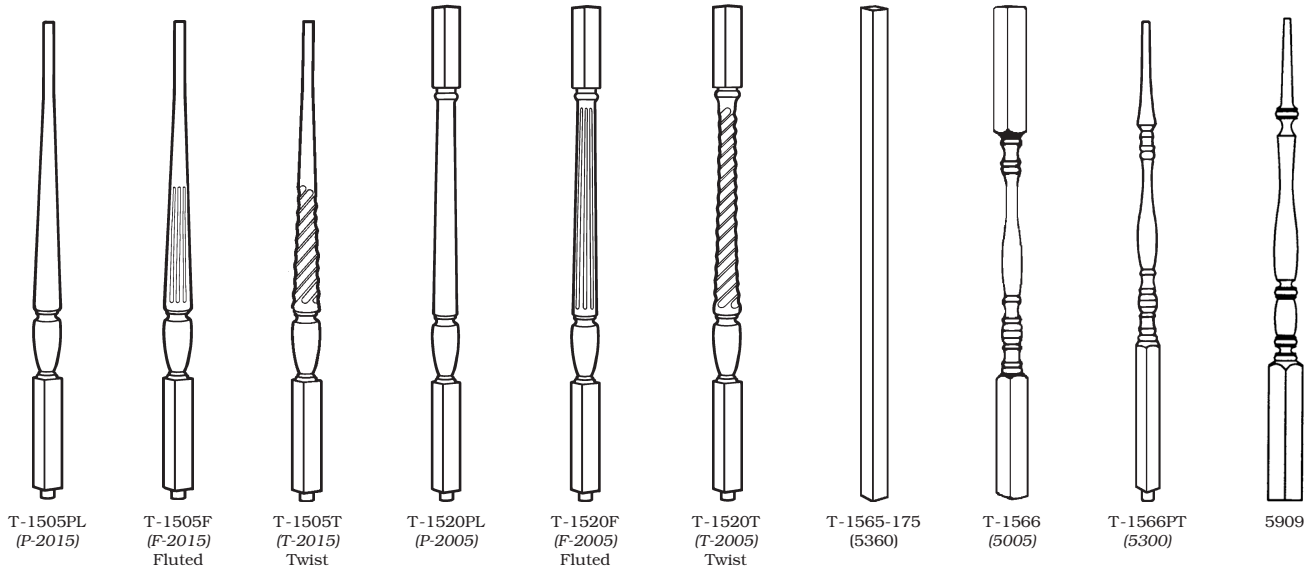
1 1/2" square



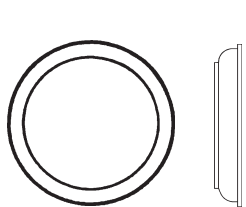
1 5/8" square



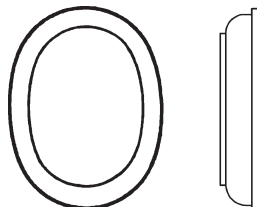
1 3/4" square (Available in 31", 34", 36", 39", 41" lengths)



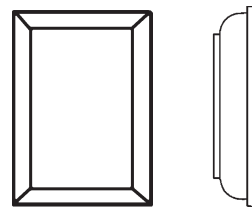
Rosettes



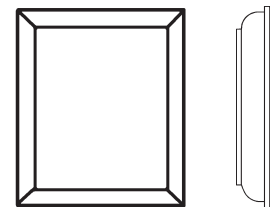
T-201
4 1/2" diameter
(7017)



T-202
4 x 5 3/8"
(7037)



T-203
3 3/8" x 5 1/4"




T-204
4 1/2" x 5 1/2"
use with T-2100, T-2200, T-2400
and T-2700 handrail

Metal balusters


9/16" Square Mediterranean (Hammered) Series

(All details centered 18" from domed tops)

NOTE: Throughout this catalog, **similar** industry-wide Stair Part numbers (shown in parentheses and *italics*) are referenced below each TANEY Stair Part number — i.e. (6010).



1/2" Round Bar Series




9/16" Round Bar (Arrow & Gothic Series)



Versatile Series

(All details centered 18" from domed tops.
All balusters are 44" length.)




Twist & Basket Series



(All details centered 18" from domed tops. All balusters are 44" length.)


Ribbon Series



Gothic Series (9/16" Square)



Scroll Series ("H" Denotes 9/16" Square)



Iron Baluster Shoe Series



PSH-02
(SH-03)
w/ set screw



M-06 & H-06*
(SH-01)
w/ set screw

* "H" series shoes required for Hammered, Gothic & some Scroll balusters noted with "H" for 9/16" square bar.

Finishes Available

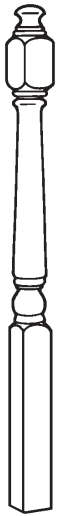
- MP** Matte Phosphate
- B** Flat Black Lightly Textured
- SAT** Satin Black
- PC** Powder Coated Gray/Black
- ABZ** Antique Bronze
- AN** Antique Nickel
- ORC** Oil Rubbed Copper

NOTE: Throughout this catalog, **similar** industry-wide Stair Part numbers (shown in parentheses and *italics*) are referenced below each TANEY Stair Part number — i.e. (6010).

Post-to-post newels

Starting

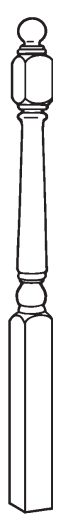
NOTE: Throughout this catalog, **similar** industry-wide Stair Part numbers (shown in parentheses and *italics*) are referenced below each TANEY Stair Part number — i.e. (6010).



T-1640
(4180)



T-1640A



T-1640BT



T-1642
(4040)



T-1642BT
(4040-BT)



T-1650
4075



T-1666
(4004)



T-1675BT
(4500)



T-1685PL
(P-3042)



T-1685F
(F-3042)
Fluted



T-1685T
(T-3042)
Twist

Landing



T-1601
(4013)
43"



T-1640A-BT
(4006BT)
48"/59"




T-1640A-60



T-1641-13
T-1641BT-13
(4186-BT)




T-1644
(4046)



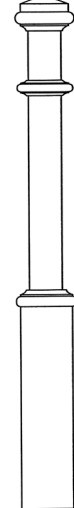
T-1644BT
(4046-BT)



4075 - 3½" sq.



4076 - 3½" sq.

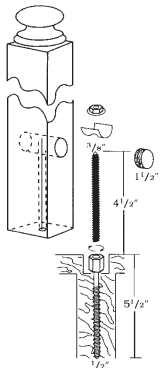


4077 - 5" sq.



4078 - 5" sq.

Fasteners



T-ThreadLOCK™ Newel post fastener; fully concealable with reversible oak/beech wood plug. Two-member system for easy installation. Radius washer for extra strength.



4954
48"/56"
3¼" sq.




4955
48"/56"
3¼" sq.



T-1676BT-60



T-1687PL
(P-3046)



T-1687F
(F-3046)
Fluted

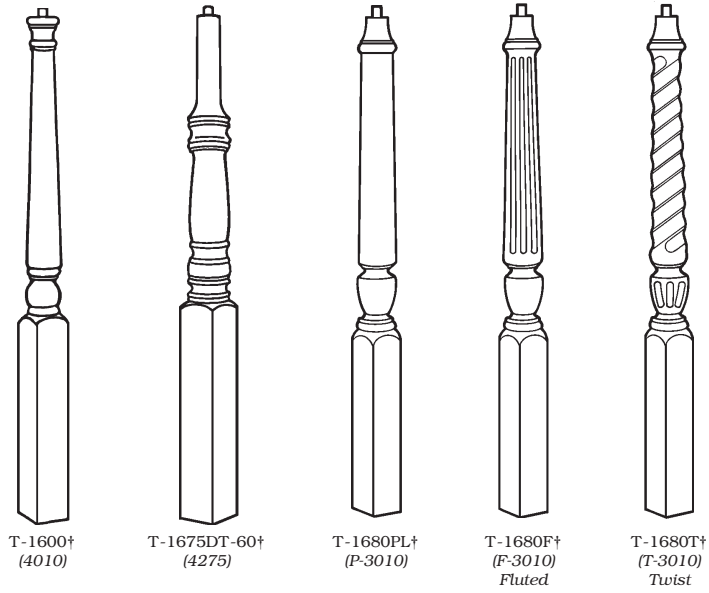
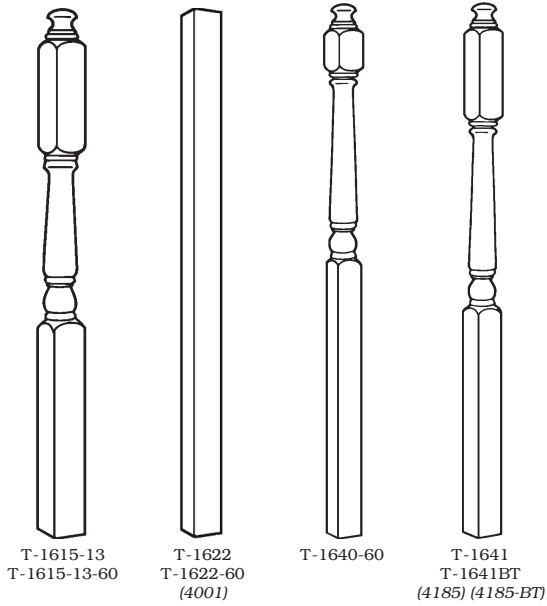


T-1687T
(T-3046)
Twist

Second floor

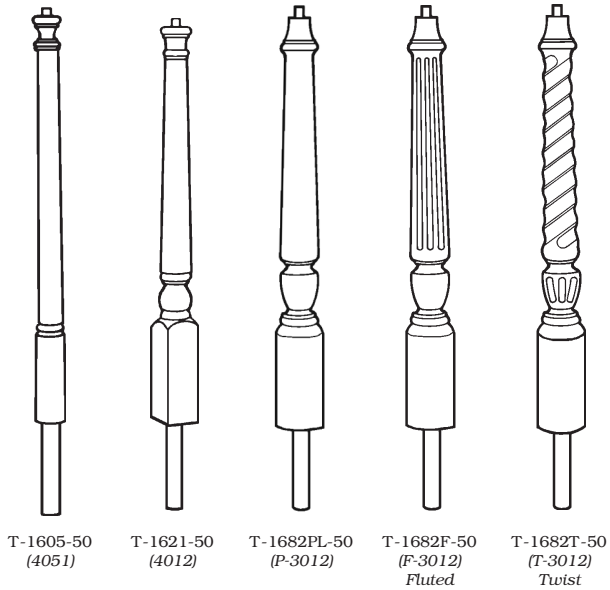
Over-the-post newels — Starting easing

(† indicates available in taller heights for use with goosenecks)

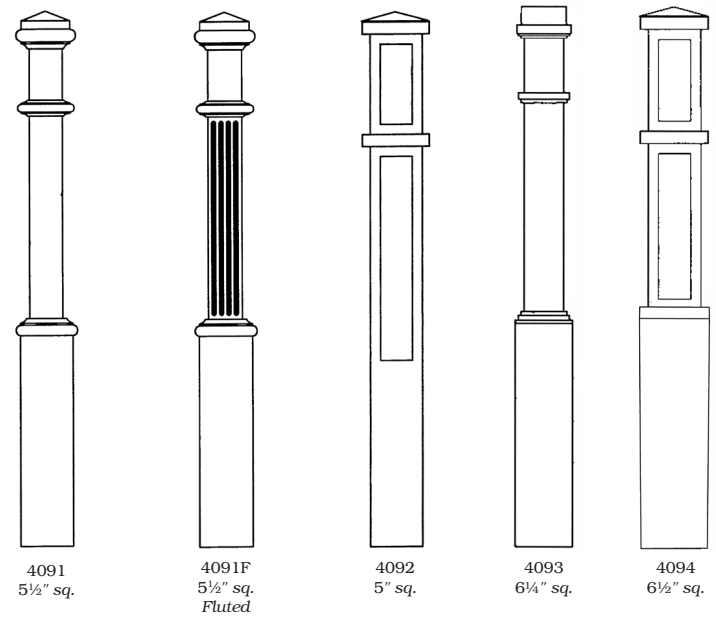


Turnouts and volutes

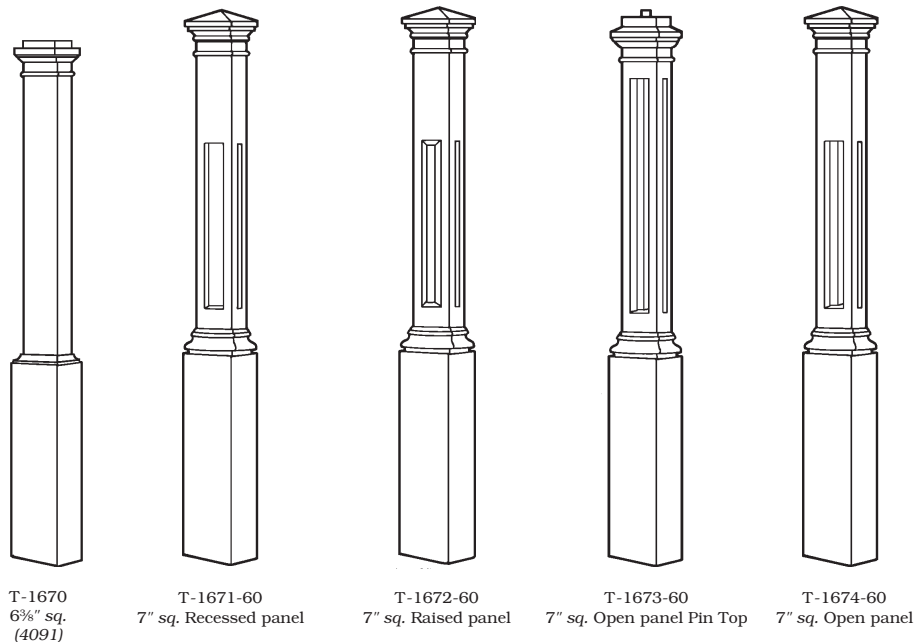
(1½" Diameter bottom pins shipped loose)



Trophy newels



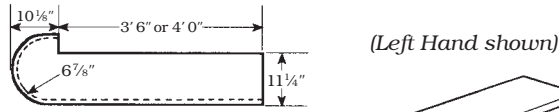
Trophy newels cont.



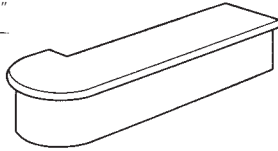
NOTE: Throughout this catalog, **similar** industry-wide Stair Part numbers (shown in parentheses and *italics*) are referenced below each TANEY Stair Part number — i.e. (6010).

Starting steps


NOTE: Throughout this catalog, **similar** industry-wide Stair Part numbers (shown in parentheses and *italics*) are referenced below each TANEY Stair Part number — i.e. (6010).



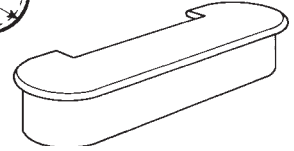
T-4010
Half-circle; one end
(8310)



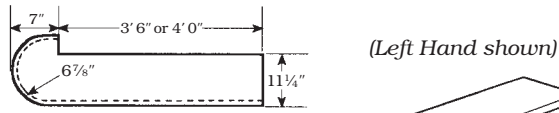
Use the T-4010 with an Over-the-post system only. You can use any volute or turnout.



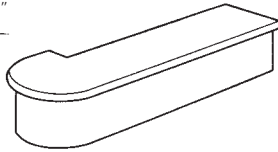
T-4015
Half-circle; two ends
(8315)



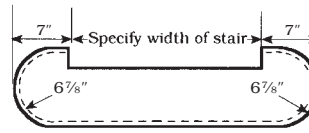
Use the T-4015 with an Over-the-post system only. You can use any volute or turnout.



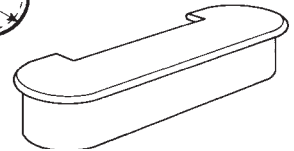
T-4020
Half-circle; one end
(8310)



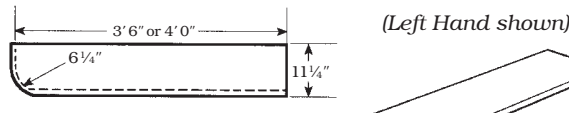
Use the T-4020 with an Over-the-post system only. Only use with a turnout.



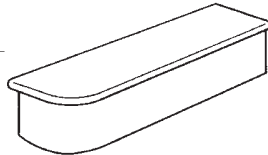
T-4025
Half-circle; two ends
(8315)




Use the T-4025 with an Over-the-post system only. Only use with a turnout.



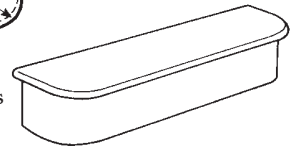
T-4040
Quarter-circle; one end
(8040)



Use the T-4040 with any Over-the-post starting easing or when placing a starting newel with starting easing on the second riser. Use in a Post-to-post system with box or trophy newels.



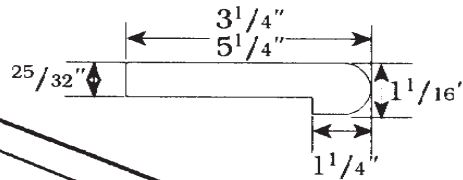
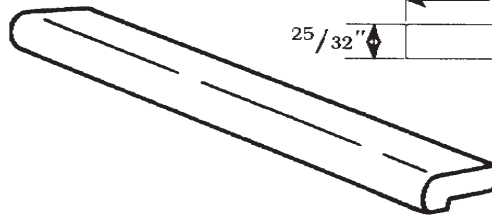
T-4045
Quarter-circle; two ends
(8060)



Use the T-4045 with any Over-the-post starting easings or when placing starting newels with starting easings on the second riser. Use in a Post-to-post system with box or trophy newels.

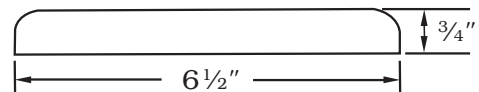
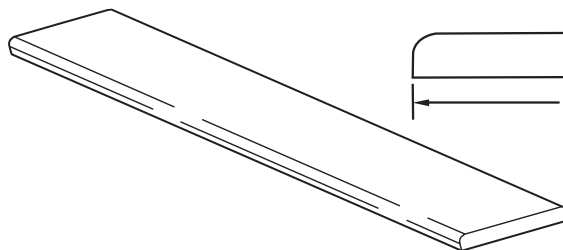
Landing tread

T-3080
Landing tread 3 1/4" or 5 1/4" wide
(8090 • 8090-5)



Base plate

T1x7
3/4" x 6 1/2"
with Eased Edges



Stair Layout Examples

Post-to-Post

(Left-Hand Stairway Shown)

T-2500
Plowed
Handrail

T-1642
Half-Newel

T-1560
Balusters

NOTE: Throughout this catalog, **similar** industry-wide Stair Part numbers (shown in parentheses and *italics*) are referenced below each TANEY Stair Part number — i.e. (6010).

Treads Mitered
Return (one
end exposed)

T-1642 Newel

(Right-Hand Stairway Shown)

T-202
Rosette

T-2500
Plowed
Handrail

T-1560 Balusters

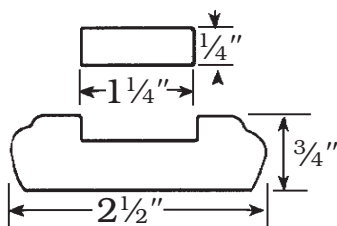
T-2535
Volute

T-1605-50
Newel

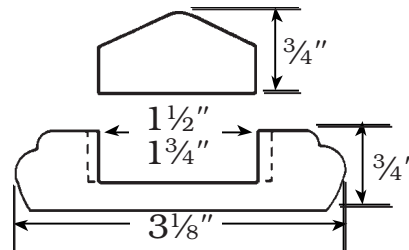
Treads Mitered
Return (one
end exposed)

T-4010 Bullnose
Starting Step

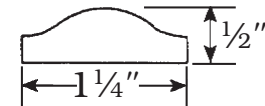
Shoe Rail & fillet



T-2026
T-2026FLT
Shoe rail and fillet
(6045)
(6000-F)



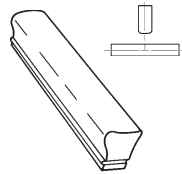
T-2024
T-2024FLT
Shoe rail and fillet
(6006)
(6007)



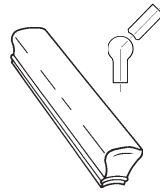
T-2023
Crown fillet
(6050)

Taney Fittings

NOTE: Throughout this catalog, **similar** industry-wide Stair Part numbers (shown in parentheses and *italics*) are referenced below each TANEY Stair Part number — i.e. (6010).



T-2506 • (7008)
Coped End
Straight Rail



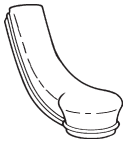
Coped End
Opening Cap
T-2507 • (7008)
T-2107 • (7208)



T-2508
Returned End
Drop



Opening Cap
T-2509 • (7019)
T-2109 • (7219)
T-2209
T-2409 • (7419)
T-2909 • (7719)
T-7919



Starting Easing
with cap
T-2510 • (7010)
T-2110 • (7210)
T-2210
T-2410 • (7410)
T-2910 • (7710)
T-7910



Level Quarterturn
T-2511 • (7011)
T-2511-135°
T-2111 • (7211)
T-2211
T-2411 • (7411)
T-2411-135°
T-2911 • (7711)
T-7911



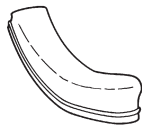
Up Easing
T-2512 • (7012)
T-2112 • (7212)
T-2212
T-2412 • (7412)
T-2912 • (7712)
T-7912



Over Easing
T-2513 • (7013)
T-2113 • (7213)
T-2413 • (7413)
T-7913



Up Easing 90°
T-2514 • (7014)
T-2114 • (7214)
T-2214
T-2414 • (7414)
T-7914



Starting Easing
Returned End
T-2515 • (7015)
T-2115 • (7215)



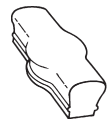
Over Easing
Returned End
T-2516 • (7016)
T-2116 • (7216)



T-2518
7011-S
(LH or RH)
"S" Handrail Fitting
(Left hand shown)



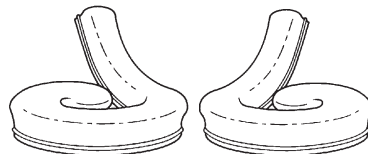
Returned End
T-2519 • (7009)
T-2119 • (7209)
T-2219
T-2419 • (7409)
T-7909



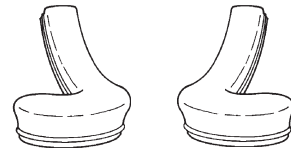
Tandem Cap
T-2520 • (7020)
T-2120 • (7220)
T-2220
T-2420 • (7420)
T-2920 • (7720)
T-7920



Level Quarterturn
Cap
T-2521 • (7021)
T-2521-135°
T-2121 • (7221)
T-2221
T-2421 • (7421)
T-2921 • (7721)
T-7921



LH Volute RH
T-2530 • (7030) • T-2535 • (7035)
T-2130 • (7230) • T-2135 • (7235)
T-2430 • (7430) • T-2435 • (7435)
T-2930 • (7730) • T-2935 • (7735)
T-7930 • T-7935

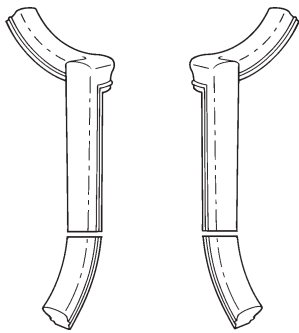


LH Turnout RH
4 7/8" center to center
T-2540 • (7040) • T-2545 • (7045)
T-2140 • (7240) • T-2145 • (7245)
T-2440 • (7440) • T-2445 • (7445)
T-7940 • T-7945
also
T-2240 • T-2245
(Note: T-2240 and T-2245 are
6 1/2" center to center)

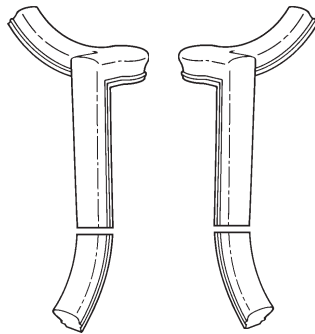
and Goosenecks

Bottom Easing un-attached on all Taney Goosenecks

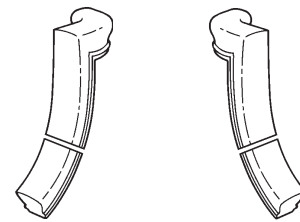
* = 135° available Special-Order



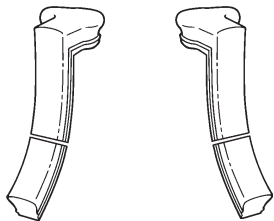
LH 2 Riser no Cap RH
 T-2550 • (7050) • T-2555 • (7055)
 T-2150 • (7250) • T-2155 • (7255)
 T-2950 • (7750) • T-2955 • (7755)
 T-7950 • T-7955



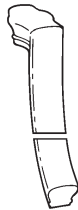
LH 2 Riser with Cap RH
 T-2560* • (7060) • T-2565* • (7065)
 T-2160 • (7260) • T-2165 • (7265)
 T-2260 • T-2265
 T-2460 • (7460) • T-2465 • (7465)
 T-2960 • (7760) • T-2965 • (7765)
 T-7960 • T-7965



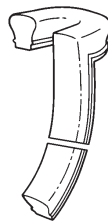
LH 2 Riser no Cap RH
 T-2571 • (7071) • T-2576 • (7076)
 T-2171 • (7271) • T-2176 • (7276)
 T-2271 • T-2276
 T-2471 • (7471) • T-2476 • (7476)
 T-2971 • (7771) • T-2976 • (7776)
 T-7971 • T-7976



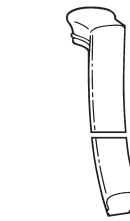
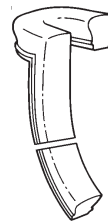
LH 2 Riser with Cap RH
 T-2581* • (7081) • T-2586* • (7086)
 T-2181 • (7281) • T-2186 • (7286)
 T-2281 • T-2286
 T-2481 • (7481) • T-2486 • (7486)
 T-2981 • (7781) • T-2986 • (7786)
 T-7981 • T-7986



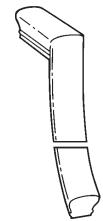
2 Riser with Tandem Cap
 T-2589 • (7088-2)
 T-2189 • (7288-2)
 T-2289
 T-2489 • (7488-2)
 T-2989 • (7789)
 T-7989



LH Landing Return
 T-2590 • (7090) • T-2595 • (7095)
 T-2190 • (7290) • T-2195 • (7295)
 T-2490 • (7490) • T-2495 • (7495)
 T-2990 • (7790) • T-2995 • (7795)
 T-7990 • T-7995




1 Riser with Cap
 T-2596 • (7096)
 T-2996 • (7796)
 T-7996

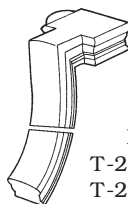


2 Riser no Cap
 T-2599 • (7099)
 T-2199 • (7299)
 T-2299
 T-2499 • (7499)
 T-2999 • (7799)
 T-7999

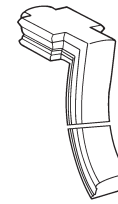
Square Fittings



Starting Easing
 T-2210SQ T-2710SQ
 T-2510SQ T-2910SQ
 T-2410SQ T-7910SQ
 T-2110SQ



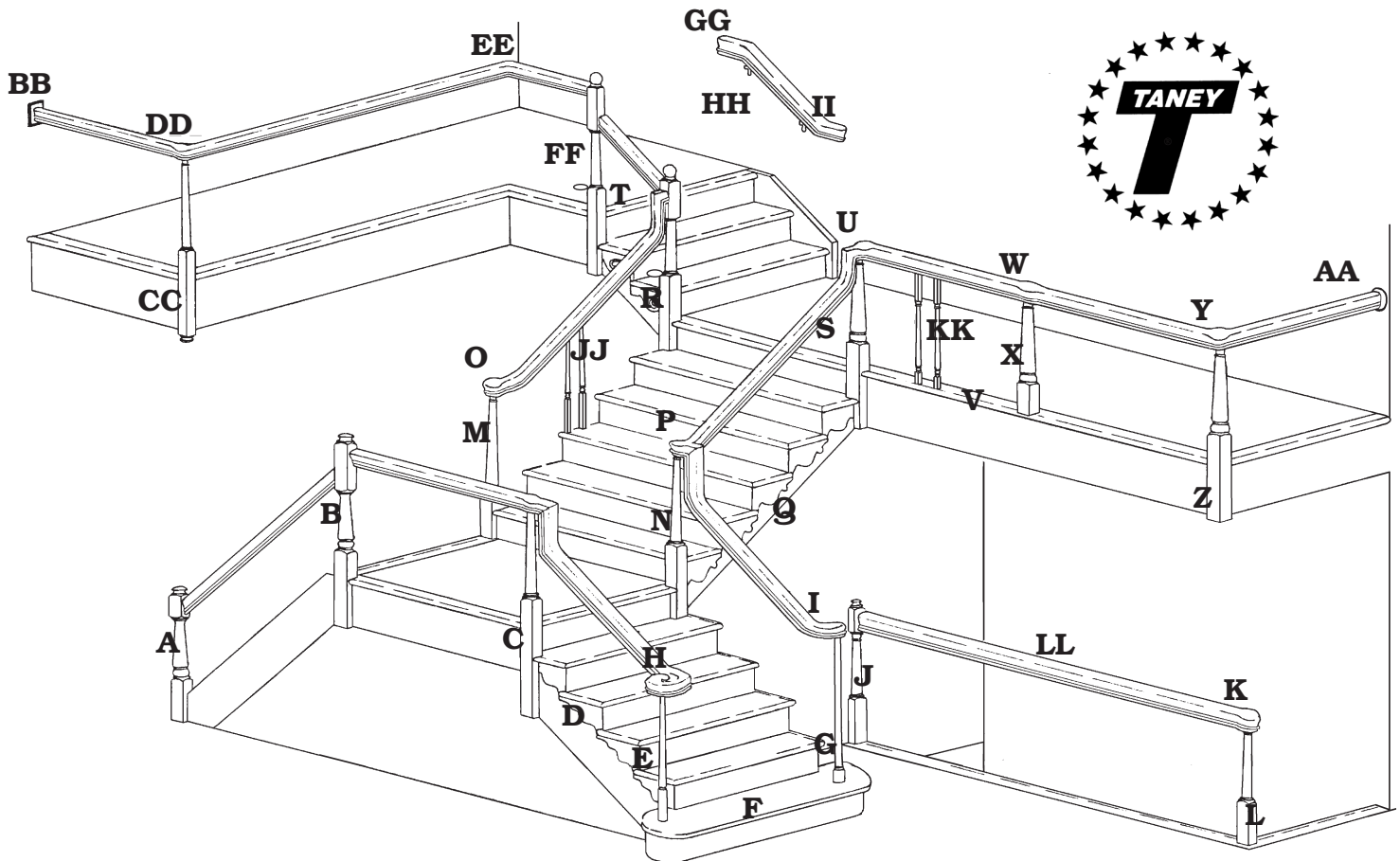
2 Riser Square Cap
 LH RH
 T-2281SQ T-2286SQ
 T-2581SQ T-2586SQ
 T-2481SQ T-2486SQ
 T-2181SQ T-2186SQ
 T-2781SQ T-2786SQ
 T-2981SQ T-2986SQ
 T-7981SQ T-7986SQ



2-Riser Gooseneck with Square Cap
 T-2289SQ T-2789SQ
 T-2589SQ T-2989SQ
 T-2489SQ T-7989SQ
 T-2189SQ

Stair anatomy

Knowing just where to use a particular stair part can be confusing. Refer to the diagram below for helpful information. The sizes shown are based on a 34" rake rail height and a 36+" level rail height.



- | | | | |
|----------|---|-----------|--|
| A | T-1640 (47½") - Starting newel with no fitting | T | T-2599 - Gooseneck |
| B | T-1615-13-60 (59½") - Landing newel with no fitting | U | T-2586 - Righthand gooseneck with cap |
| C | T-1600-60 - Landing newel with gooseneck fitting | V | T-3080 - Landing tread |
| D | T-101 - Bracket | W | T-2520 - Tandem cap |
| E | T-1605-50 (50") - Volute newel | X | T-1600 (41½") - Second floor newel |
| F | T-4015 - Bullnose starting step | Y | T-2521 - Quarterturn cap |
| G | T-1605-50 - Turnout newel | Z | T-1600-60 - Landing newel |
| H | T-2530 - Lefthand volute | AA | T-202 - Rosette |
| I | T-2545 - Righthand turnout | BB | T-203 - Rosette |
| J | T-1642 (47½") - Landing half-newel | CC | T-1600-60 - Landing newel |
| K | T-2509 - Opening cap | DD | T-2521 - Quarterturn cap |
| L | T-1600-48 - Starting newel | EE | T-2511 - Level quarterturn |
| M | T-1600-48 - Starting newel | FF | T-1643BT (59½") - Landing newel |
| N | T-1600-60 - Landing newel | GG | T-2516 - Overeasing returned end |
| O | T-2510 - Starting easing with cap | HH | T-110 - Wall rail bracket |
| P | T-2565 - Righthand gooseneck with upeasing and cap | II | T-2515 - Starting easing returned end |
| Q | T-104 - Bracket | JJ | T-1515 (34") - Pin-top balusters T-1515 (39") - Pin-top balusters |
| R | T-1641BT (59½") - Second floor newel | KK | T-1560 (39") - Square-top balusters |
| S | T-1600-60 - Second floor newel | LL | T-2500 - Handrail |

Quality wood stair products since 1958.



The Taney Corporation
Manufacturers of Quality
Wood Stairs and Stair Parts
Taneytown, Maryland 21787-2104
(410)756-6671 FAX (410)756-4103