

A Brand of CNH Industrial



RETHINK PRODUCTIVITY

THE UNIQUE ONE THAT COMES FROM THE FACTORY  
WITH THE BEST OPERATOR OF THE FLEET.

# AXIAL-FLOW 250 SERIES

ARTIFICIAL INTELLIGENCE, REAL AUTOMATION





# A NEW GENERATION OF COMBINES

## AXIAL-FLOW 250 SERIES AUTOMATION

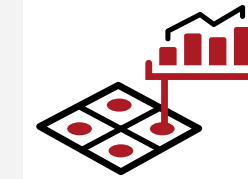
Case IH is recognized for its pioneering spirit and constant investments in innovation and technology. Therefore, the brand continues to lead the main trends in the agricultural machinery industry. Pioneer for introducing the Axial-Flow system in Brazil, through the first grain rotor harvesters in the country, Case IH launches the first combine with the really automation.

The Axial-Flow 250 Automation combine introduce the AFS Harvest Command Automation, an intelligent system that self-regulates, providing up to 15% more productivity, in addition to simplifying field operations. The unique one that comes from the factory with the best operator of the fleet.

**NEW SERIES, NEW MODELS**  
**7250 - 8250 - 9250**

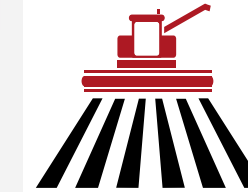


## MACHINES WITH ARTIFICIAL INTELLIGENCE, REAL AUTOMATION AND 15% MORE PRODUCTIVITY



### PRODUCTIVITY AND SIMPLICITY

- **AUTOMATION**  
Up to 1,800 interventions per day with 16 sensors and 4 operating modes
- **NEW CAB & LED**  
Better interface between operator and machine with 3 times more visibility
- **AFS CONNECT**  
Connectivity with 4G and 3-year subscription telemetry system



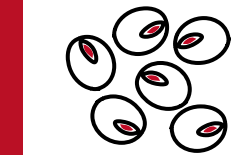
### OPERATIONAL CAPACITY

- **NEW ENGINES**  
Greater power (up to + 54hp) and new fuel injection technology
- **NEW AUTOMATIC TRANSMISSION**  
Higher torque applied to the ground and automated system (2 positions)
- **NEW UNLOAD AUGER**  
Longer to work with larger, foldable platforms



### AVAILABILITY AND ROBUSTNESS

- **NEW FRONT WHEEL**  
More robustness with new front wheel and new attachment system
- **NEW HYDROSTATIC PACKAGE**  
Higher load capacity and more robustness up to + 42%
- **NEW FEEDER HOUSE**  
Structurally more robust and new double-acting cylinders



### HARVEST QUALITY

- **NEW ROTOR CAGE**  
More agility and quality in operation with remote adjustment of vanes
- **NEW CROSS-FLOW FAN**  
Less grain losses on slopes with automatic adjustment
- **NEW PIVOTING SPOUT**  
Lower losses with better direction of the material during the discharge



# 360° WALK AROUND NEWS OF 250 SERIES

## NEW GENERATION WITH NEW TECHNOLOGIES

The innovations available in the new series 250 models are listed below. But we have already said that with the new technologies the machine takes command of 9 controls which were the responsibility of the operator. In other words, the operator choose one of the harvesting modes and the machine prioritize this choice in its self-adjustment, ensuring more productivity and the lowest TCO in the market.

There are several new features that put the new 250 Series in a new level of harvesting, offering more autonomy and the

best grains!

### VISUAL IDENTITY

#### NEW COATING CLASS 4W

- Guaranteed up to 2X more protection and durability of color and brightness
- Increased UV resistance and protection
- Greater surface hardness with reduced scratches and abrasion marks

#### NEW DECALS TRI-STRIPE

- Exclusive visual identity
- Synergy with all Case IH products

### 1 AUTOMATION

A system that self-adjust to the conditions of the crop to extract the maximum of the equipment so that a less experienced operators can achieve productivity comparable to a more qualified operator. In other words, with this system, the operator only needs to select one of the 4 operating modes and the machine will control 86% of the industrial system automatically with up to 1,800 interventions per day.

### 3 AFS STANDARD

Complete Precision Agriculture Package to Maximize crop yields with the use of state-of-the-art technologies, and hence increase business profitability.

### 5 AFS CONNECT

Possibility of connecting the equipment to the new telemetry AFS Connect portal, which is a platform for integrated management of your business. The portal provides tools for Fleet Monitoring, Agronomic Management and Data Management and was designed to assist decision making in real time. All this with 4G capacity.

### 6 CAB

Wide visibility, more comfort, greater operational simplicity with a friendly interface between the machine and operator.

### 7 FEEDER HOUSE

Completely redesigned to ensure better feeding of the material and greater robustness, with new chassis and greater flow of material, new lift cylinders with double acting, new shaft of the sprocket and option of the stone trap.

### 8 CUTTING HEAD

The new series of Draper TerraFlex headers provides a cutclose to the ground, with perfect ground contour from your crop. More robust, these CASE IH heads are available in sizes of 30, 35, 40 and 45 feet.

### 10 TRANSITION CONE

The exclusive transition cone with impeller vanes remains Axial-Flow's great differential, sweep the crop from the feeder house to the axial rotor smoothly and without impact to the grains.

### 2 GRAIN STORAGE SYSTEM

- 7250 = 12,330 liters
- 8250 and 9250 = 14,450 liters

### 4 LIGHTING SYSTEM

Three times more visibility in night operation, which results in greater availability and operational security.

### 9 TRANSMISSION

New automatic transmission of two positions has up to 19% more torque to the ground equipped with automated gearshift system, leaving the machine more robust and with greater operational comfort.

### 11 FRONT AXLE

New front axle standard for all three models and two other options for 8250 and 9250, with the differential lock system and prepared to rubber tracks.



### 12 PIVOTING SPOUT

The new system has remote activation of inside the cab and has a better distribution of the material in the bazooka / truck, with greater projection of the material up to 3 feet (0.92m) with greater driving control avoiding grain losses through the unload system after system shutdown.

### 14 ENGINE

More power and performance with new engines and better productivity x consumption, with fuel tank capacity increased in 13% (1,130 liters), resulting in more autonomy in the field.

- 7250 = Rated power 436 cv (maximum power 503 cv)
- 8250 = Rated power 503 cv (maximum power 571 cv)
- 9250 = Rated power 558 cv (maximum power 634 cv)

### 16 GRAIN UNLOADING SYSTEM

Sized according to grain tank capacity and header up to 10.4 meters and with the foldable unload auger.

- 7250 = 114 L/s
- 8250 = 141 L/s and option of 159 L/s
- 9250 = 159 L/s

### 18 RESIDUE MANAGEMENT

Composed of a high performance chopper with 40 retractable knives and outerknives and one horizontal spreader powered by two hydraulic motors that provide a uniform ground coverage across the overall width of the header.

### 20 HYDROSTATIC PACKAGE

New composed hydrostatic set with greater load capacity. These increases up to 29% more in the hydro pump and engine up to plus 42%.

### 13 FRONT WHEEL SYSTEM

- New wheel with increased load capacity
- New fastening system, greater servictability and robustness
- New 620 / 70R42 CFO R1W tire (serial item: 8250 and 9250) with less soil compaction and greater traction capacity than the previous version
- 36 °Case IH rubber tracks (optional: 8250 and 9250), best traction capacity ratio and soil compaction, resulting in higher performance

### 15 CLEANING SYSTEM

The wide cleaning area is the largest in the category and have some news:

- 100% of the sieve controls are from inside the cab.
- New automatic cross-flow ventilation system ensures high performance in any harvest condition, better sample of grains and lower losses.

### 17 THRESHING AND SEPARATION SYSTEM

Only those who created the Axial system can do the best Axial that allows extract the maximum from the equipment through excellent threshing performance in different types of crops and conditions.

- Axial-Flow Rotor: available in two versions (Large Tube and Mid Tube) and both have high capacity with great versatility.
- New Axial-Flow rotor cage: now with adjustable fins electronically and remotely controlled from inside the cab.
- Concave and grids: guarantee a better threshing with greater efficiency, because the concave wrapping angle is 180 °.

### 19 CVT

The unique continuously variable transmission system ensures better use of the power generated by the engine, with lower maintenance costs, resulting in greater operational efficiency.

## NEW 250 SERIES

VARIOUS NEWS, A NEW HARVEST LEVEL



# AUTOMATION

## ARTIFICIAL INTELLIGENCE, REAL AUTOMATION

### AFS HARVEST COMMAND AUTOMATION

The new generation of Case IH combines provides to the agricultural machinery industry an artificial intelligence system that will revolutionize the field and the way to operate the combine.

The automation facilitate its operation. It takes almost 90% of the commands machines, which were the responsibility of the operator, and thus the equipment is self-adjustment automatically, within the four available modules.

Automation works proactively as crop conditions change to adjust the best combination for your harvest. In this way, operators less experienced achieve efficiency comparable to a more qualified operator, delivering up to 15% more than productivity.

### DISRUPTIVE PROCESS:

Below is a comparison of the traditional process with the Series 250 in comparison with Automation System, showing the challenges of customers and the benefits this new series brings to the agricultural machinery industry.

#### CURRENT PROCESS (12 FUNCTIONS)

##### CONTINUOUS MONITORING:

- Ground speed
- Grain quality
- Losses by rotor
- Losses by sieve
- Amount of re-threshing
- Grain tank level

##### OPERATOR INTERVENTIONS:

- Fan speed
- Ground speed
- Concave adjustment
- Sieve adjustment
- Rotor speed
- Grain unloading

#### AUTOMATION (3 FUNCTIONS)

##### CONTINUOUS MONITORING:

- Grain tank level

##### OPERATOR INTERVENTIONS:

- Concave adjustment
- Grain unloading





# AUTOMATION

The machines are equipped with 16 sensors that collect data from the industrial system. By recognizing patterns, the monitoring system will transform these data into algorithms and, through the Automation module, the system interferes in real time and controls 86% of the the combine.

## DIFERENTIAL: GRAIN CAMERA

The camera take pictures of the grains that are going through the clean grain elevator and compares with a database of thousands of images.

After analyzing the amount of impurities, damaged grains or not treshed pods, the Automation algorithm makes changes to the machine based on previous experiences.

This is artificial intelligence applied in operation improvement and more **performance** with less losses.



# AUTOMATION

## AUTOMATIC CONTROL IN REAL TIME

### SENSORS IN THRESHING AND SEPARATION

- Rotor speed
- Position of the cage fins
- Losses by rotor

### RE-THRESHING SENSOR

- Optical Sensor
- Re-threshing speed and volume

### SENSOR ON THE FRONT AXLE

- Pressure of hydraulic system
- Ground speed
- Machine tilting (up and down)

### MOTOR SENSOR

- Engine load

### GRAIN ELEVATOR SENSOR

- Camera
- Grain quality
- Productivity / Processing

### SENSOR IN CLEANING SYSTEM

- Pre-sieve position
- Top sieve position
- Lower sieve position
- Losses by sieve
- Mass pressure in the sieve
- Fan speed






# SET THE BEST HARVEST STRATEGY

## SELECTING ONE OF THE FOUR HARVEST MODES

The four harvesting modes provide real time adjustments that make the harvesting process easier and less complex. The machine performs several analyzes, such as soil and agronomic conditions, and thus, through its intelligent system, performs interventions to reach the optimum point in all situations.

### CHECK THE HARVEST MODULES

FOUR WORKING MODES	
MODE	STRATEGY
<b>GRAIN QUALITY</b>	Suitable for those who harvest for seed production
<b>BALANCED PERFORMANCE</b>	High performance without sacrificing quality and without increasing losses
<b>MAXIMUM YIELD</b>	Highest possible harvest speed for those with shorter season windows
<b>FIXED YIELD</b>	Harvest synchrony with other crop operations





# AFS – ADVANCED FARMING SYSTEMS

## PIONEER SYSTEM IN THE BRAZILIAN FIELD

In order to make the most out of this equipment, the 250 Series offers several technologies to increase the efficiency in the field. Among them: the renowned AFS Auto Pilot system, Automation, who works with artificial intelligence and real automation, in addition to the new telemetry system that allows 4G connectivity on the machine.

These innovations provide more data and informations, which generate high precision and quick decisions, in other words, they maximize the productivity of in the field in all stages of the productive cycle.

### AFS Automatic Guidance Pilot

GPS-autopilot guidance system improves the facility in the field when harvesting at high speeds and with wide headers. Reduces operator fatigue, increases productivity and allows you to exploit all the combine's features.

#### ADVANTAGES

- Better use of the platform by almost 100%
- Increased productivity more than 10%
- Fuel savings in up to less than 3%
- Traffic decrease (trail) up to minus 3%
- Greater comfort
- Higher operational performance.
- Simplicity in operation



The new Series 250 combines are the first shipped from the factory with the new AFS Connect 4G telemetry system with 3 first years of subscription included in the standard chip (multi-channel mobile phone signal subscription).

With the new system, it will be possible to connect to the new telemetry AFS Connect, a platform for integrated management of your business. The portal provides tools for Fleet Monitoring, Agronomic Management and Data Management and was designed to assist decision making in real time and in an simple and friendly interface.



# NEW CAB OF AXIAL-FLOW 250 SERIES

## A NEW LEVEL OF HARVEST WITH GREAT COMFORT

The cab of the new generation combines is the quietest in the industry. Surrounded by glass, it ensures wide visibility of the entire harvesting operation. With **intuitive** and ergonomic design, the cab provides to the operator maximum comfort and productivity.

The AFS Pro 700 monitor is located on the right side of the console; the new multifunctional lever (**joystick**) with more controls in the hand; the new console that ensures better interface between operator and machine; new brackets and new object holders.

The machine has standard items: automatic air conditioning; operator's seat with electric adjustment; and distance adjustments from the steering wheel and steering column. In addition to these, the cab can be configured with different options, such as removable cooler 12V and leather finish. In addition to these, the cab can be configured with different options, such as removable cooler 12V and leather finish.

**NEW LED LIGHTING SYSTEM**

**VISIBILITY AT NIGHT 3X GREATER**

LED lights offer better nighttime visibility during combine operation, with 3x more illumination capability during nighttime activity

#### NEWS:

- Two-steps automatic transmission
- New LED lighting system
- Red leather lining
- 12 Volt Portable Electric Cooler
- Operator's seat with electrical adjustments
- Greater cab peripheral visibility
- High efficiency sunshade system
- New electrical and electronic system
- Operator's platform ladder




# NEW ENGINES

## THE NEW ENGINE GENERATION IS EVEN MORE POWERFUL

The engine of the new generation is stronger, allowing machines to have more power available to work in different areas and in adverse conditions. More power, lower consumption and greater control, resulting in more **performance** in the field!

- 1** 4 VALVES PER CYLINDER
- 2** HIGH PRESSURE INJECTION SYSTEM COMMON RAIL
- 3** UPPER SHIFTING SHAFT ROLLED CAMSHAFT

 **MORE POWER,**  
MORE PERFORMANCE IN THE FIELD



# EFFICIENT POWER TRANSMISSION

With a package of more power and performance of the 250 Series, in addition to being equipped with new engines of up to 634 hp, introduces a new hydrostatic set, with the new transmission, with higher ground torque and the automated system gear shifting, in addition to the exclusive CVT system.

All of this results in more equipment availability in any harvesting condition.

### OTHER NEWS:

#### ■ NEW COOLING SYSTEM

The 250 Series is equipped with a stationary screen system and an air vacuum system that has the function of keeping the engine air filter cleaner, preventing accumulation of dirt and straw in the radiator.

#### ■ NEW FUEL TANK

The fuel tank capacity has been increased by 13% and all models have a maximum storage capacity of 1,130 liters of diesel oil, offering greater autonomy for the machines.



# NEW TRANSMISSIONS

## EFFICIENT POWER TRANSMISSION

In addition to the new engines, which offer an excellent productivity and consumption ratio, the 250 Series has a new automatic transmission, with higher torque and also with the unique CVT system. These innovations deliver more agility and high performance generated by the Case IH concept of efficient power transmission.

## NEW TRANSMISSION AND NEW HYDROSTATIC PACKAGE

### NEW AUTOMATIC CGD TRANSMISSION

- With automatic gear shifting, it provides greater traction capacity without the need for stops.
- New automatic transmission of two positions has up to 19% more torque to the ground equipped with automated gearshift system, leaving the machine more robust and with greater operational comfort.
- Wide range of speeds
  - **POSITION 1:** Harvest mode with speed variation from 0 (zero) to 18 km / h
  - **POSITION 2:** Transport mode with speed variation from 0 (zero) to 30 km / h

### NEW TRACTION SYSTEM

High performance **guarantee** in all kind of conditions with a new two-speed transmission and with a hydrostatic system compatible with different types of applications.

### NEW HYDROSTATIC PACKAGE

New set has 42% greater load capacity.

### HIGH PRODUCTIVITY


The transmission is integrated with the AFS Harvest option. The combine is prepared to achieve the highest possible harvest speed that satisfy the established parameters - and the result is unmatched harvest productivity.



New hydrostatic drive and transmission for greater traction. Oil brakes have consistent braking power.

### BENEFITS:

- 35% greater traction and greater driving comfort, which means an earlier harvest return
- Up to 19% more torque capacity to the ground
- Up to 42% more load capacity
- Greater smoothness in driving the equipment
- Easy maintenance thanks to oil level sight glasses on the rollers
- Less time spent maneuvering
- Increased operational capacity on sloping terrain



**1 POWER PLUS CVT DRIVING**  
The rotor with gearbox of 3 speeds, ensures transfer more efficient engine power.

**2 ROTOR UNLOCK FEATURE**  
Allows the operator to invert the rotor from in-cab.

**3 CVT DRIVE FOR HEADS**  
Eliminates belts and chains for high efficiency in the power transmission to the feeder house and the head. Automatic head with ground speed synchronization allowing the header speed to match the machine's ground speed.

# EXCLUSIVE CVT SYSTEM

EXCLUSIVE SYSTEM WITH VARIABLE SPEEDS THAT PRESERVE THE GRAINS, LOWER COST WITH EASY OPERATION AND OPERATIONAL EFFICIENCY

### CONTINUOUS VARIABLE DRIVING POWER PLUS

To increase efficiency and comfort, the feeder house and the header are powered by the exclusive POWER PLUS system, which transfers the engine power to the header.

### HEADER VARIABLE SPEED

This unique variable speed drive concept delivers the option to adjust the header speed according to the ground speed, which means less wear and less grain loss.

### FEEDING RATE CONTROL

Feed rate control ensures maximum efficiency and productivity. The operator needs to select the strategy on the AFS Pro 700 monitor, and the machine will do all the rest. If the harvesting conditions change, the system automatically changes the performance parameters of the combine to maintain threshing consistency.

**TRACTION  
35% GREATER**



# NEW AXLES, FINAL DRIVES AND WHEEL SYSTEMS

## MORE POWER, LESS SOIL COMPACTION!

The 250 Series is ideal for Large scale agriculture. So, in addition to the traditional model with tires on the front of the machine, the models 8230 and 9230 are also available with 36-inch rubber tracks. Like this, the farmer gets lower soil compaction, higher traction capacity, higher performance, greater flotation and more stability, greater durability and more reliability.

## NEW PLANETARY FINAL DRIVES

To support all efforts in all types of sloping terrain and work applications with high capacity and performance ensuring availability with more robustness of the equipment, the new 250 Series have new gearboxes with increased load capacity.

## NEW WHEEL SYSTEM

The 250 series combines are indicated to work in large-scale farming. Therefore, we have innovations in the traditional double wheels system at the front of the machine. For the 8250 and 9250 Case IH models we provide 36 inches rubber tracks, which provide several benefits to the farmer.

### ADVANTAGES OF THE NEW TIRE 620/70R42 CFO 166A8 R1W

- 20% reduction in internal tire pressure
- 19% increase in load capacity
- Gain of 13% in the area of contact with the ground
- Operational comfort with less vibration

### ADVANTAGES OF THE NEW WHEEL AND FASTENING SYSTEM

- Greater load capacity
- Greater robustness and serviceability
- Operational facility with 45% reduction in tightening torque
- 14% increase in the contact area for tightening the double wheels



# HARVEST QUALITY

UNLOADING RATE	
7250	114 L/s
8250	141 L/s (optional 159 L/s)
9250	159 L/s

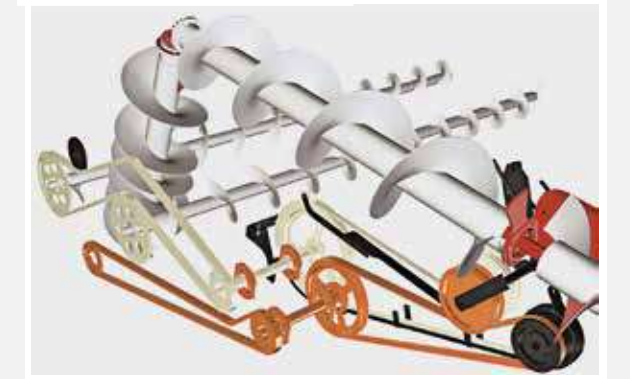
GRAIN TANK CAPACITY	
7250	155 soy bags
8250 / 9250	185 soy bags

GRAIN TANK LEVEL	
7250	12,330 liters
8250/9250	14,450 liters



7250	8,3 m (pivoting spout)
8250 AND 9250	9,1 m (pivoting spout)
8250 AND 9250	10,4 m (foldable tube + pivoting spout)

### EXCLUSIVE DOUBLE DRIVING UNLOADER



### NEW PIVOTING SPOUT



### NEW FOLDABLE UNLOAD AUGER



# GREATER PROJECTION AND DRIVING CONTROL





# INDUSTRIAL AXIAL-FLOW

## ONLY THOSE WHO CREATED THE AXIAL SYSTEM CAN DO THE BEST AXIAL

The heart of this system is the exclusive Axial-Flow rotor. Developed to harvest several types of crops and under different conditions (up to the most adverse), the Axial system has versatility and operational simplicity.

### NEWS IN FEEDING SYSTEM


Totally restructured to ensure better material feeding and greater robustness, the 250 Series has a new feeder house, with a new chassis and greater material flow, new double acting lift cylinders, new sprocket shaft and stone trap kit option.

- 1 OPTIONAL**  
SYSTEM WITH STONE TRAP TO PROTECT THE INDUSTRIAL SYSTEM WITHOUT COMMITTING THE QUALITY OF GRAINS
- 2 NEW**  
FEEDER CHAIN FOR HEAVY DUTY, WITH FEEDING SLATS
- 3 NEW**  
SPROCKET SHAFT, MORE ROBUST SYSTEM, GUARANTEEING LONGER USEFUL LIFE OF THE ASSEMBLY AND LOWER OPERATING COST
- 4 NEW**  
INCREASED LIFTING CAPACITY AND MORE AGILITY WITH DOUBLE-ACTING CYLINDERS
- 5 NEW**  
SPLINED SHAFTS WITH 21 SPLINES TO INCREASE THE SYSTEM'S TRACTION CAPACITY

## INCOMPARABLE EFFICIENCY OF CLEANING, WITH HIGH PRODUCTIVITY AND ALMOST NO GRAIN LOSS

### NEWS IN CLEANING SYSTEM

The high capacity of the S250 combine cleaning system starts with its large area of 8,59 m<sup>2</sup>, with its self-leveling sieve that compensates for up to 12% inclination. But the main reason is the constitution of each microsystem, which goes from the grain pan (first stage of cleaning), passing through the sieve systems and being finalized by the exclusive automatic Cross-Flow fan. What's new in the system is the in-cab, adjustable pre-sieve, automation of the Cross-Flow fan and the exclusive pressure sensors distributed by the cleaning system.



### NEW EXCLUSIVE SIEVE PRESSURE SENSORS

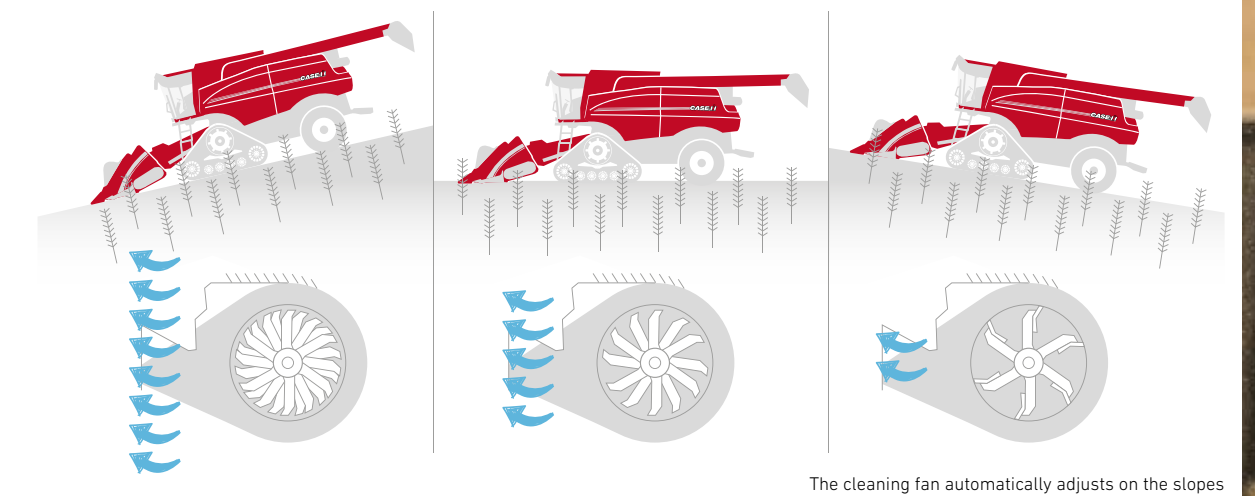
With Automation, the machine automatically adjusts the settings of the sieve according to several parameters. The system analyzes the different pressures between the sieve areas and adjusts the openings, thereby proactively reducing losses by sieve. And this ensures unmatched cleaning efficiency, with high productivity and insignificant grain loss.

### AUTOMATIC CROSS-FLOW FAN

With exclusive Case IH design, the Cross-Flow cleaning fan consistently delivers clean samples of grains, regardless of harvest conditions.

New automatic fan speed adjustment system during harvest in uphill and slopes, reducing losses. Variation in fan speed by up to 35%.

- The system is already integrated with the Automation system, providing to the operator maximum support during operation



### NEWS IN THRESHING AND SEPARATION SYSTEM

The well-known Axial-Flow threshing and separation system has an exclusive transition cone with propeller fins which is the most responsible for the transition of the material between the feeder house and the axial rotor in a much smoother and no grain impact. In addition, the high efficiency of the threshing has a 180° concave wrapping angle around the Axial-Flow rotor, which has two options available from factory with a standard Large Tube series version and optional Mid Tube.

The great novelty of the system is the **New Rotor Cage**, with propeller fins that are electronically adjusted and controlled by Automation.

The actuator changes the advance whenever necessary, allowing to have a better performance of the threshing and in the areas of grain separation in the different types of crops and harvest conditions.

The remote activation of the propeller fins is done by an electric motor and can be activated from inside the cab.




Photo merely illustrative.



# PERFECT HEAD CONTROL

HELPS MAINTAIN HIGH GROUND SPEED

## BEST GROUND CONTOUR

Case IH also launches the Draper Head TerraFlex 4F. The new generation of cutting heads comes with changes to improve product availability and the recognized TerraFlex system, which features the best soil contour. More robust, the heads are available in sizes of 30, 35, 40 and 45 feet and can work for more hours and with lower maintenance costs. The new features of the heads increase cutting efficiency, improve feeding and also make work more robust.



Case IH's ground copy technology ensures that an exact cutting height is maintained even over the most uneven terrain.



### BENEFITS

- Excellent contour copy of the terrain, even on the widest heads - productivity even on dropped crops.
- Less grain loss, more profit.
- Constant cutting height, even in cases where the height of the first crop insertion is very low.
- Less stone damage - peace of mind in the field.

**+ ROBUSTNESS**  
 MORE HARVESTING HOURS  
 AND LESS MAINTENANCE COST

# CASE IH GRAIN HEADS

## TERRAFLEX 4F DRAPER HEAD

The new generation of Draper TerraFlex 4F head with changes to improve product availability and the recognized TerraFlex system, which features the best soil contour.

### TERRAFLEX 4F MODEL

The new Draper TerraFlex heads provide a close cut to the soil, copying each micro relief of your field. More robust, these CASE IH heads are available in sizes of 30, 35, 40 and 45 feet.



DRAPER TERRAFLEX 4F	DRAPER 30 FT	DRAPER 35 FT	DRAPER 40 FT	DRAPER 45 FT
Cut width	9.1 m (29.85 ft)	10.7 m (29.85 ft)	12.2 m (29.85 ft)	13.7 m (29.85 ft)
Total width	9.2 m	10.8 m (35.43 in)	12.3 m (40.35 in)	13.8 m (45.27 in)
Suggested set	5150 / 6150	6150 / 7150 / 7250	7150 / 7250 / 8250	8250 / 9250

### BENEFITS

- **OPERATIONAL AVAILABILITY**  
 IMPROVED KNIFE BOX: Longer durability OPTIMIZED CENTER REGION: lighter (-25%) and smaller area for material accumulation (-75%)  
 AIRBAG: allows better ground contour with less accumulation of dirt in the center
- **RELIABILITY**  
 BEARINGS WITH 71% MORE LOAD CAPACITY: resulting in less downtime  
 STRUCTURALLY REINFORCED CHASSIS
- **OPERATIONAL SIMPLICITY**  
 NEW CUTTING BAR FINGER: Better serviceability and elimination  
 REEL V2: reduces the central dead zone, resulting in better feeding
- **MAINTENANCE COST**  
 NEW DRAPER BELTS (LATERAL/CENTRAL) reduces wear elements and increases useful service life



# SPECIFICATIONS

AXIAL-FLOW	7,250	8,250	9,250
<b>ENGINE</b>			
Engine model	Cursor 11	Cursor 13	Cursor 13
Displacement - Cylinders	FPT 11.1L (6)	FPT 12.9L (6)	FPT 12.9L (6)
Rated Power	436 cv (430 hp)	503 cv (496 hp)	558 cv (550 hp)
Maximum Power	503 cv (496 hp)	571 cv (563 hp)	634 cv (625 hp)
Power Rise	67 cv (66 hp)	68 cv (67 hp)	76 cv (75 hp)
Fuel Tank Capacity	1,130 liters		
Emission Levels / Technology	MAR I / iEGR	MAR I / SCR	
Urea Tank Capacity (Arla 32)	NA	166 liters	
<b>TRANSMISSION</b>			
Type	New Automatic Transmission with 2 Positions (harvest and transport)		
Hydrostatic System	Pump and Motor STD Package	Standard: Pump and Motor HD Package 2 Optional: 36" rubber track package and locking differential	
Planetary Final Drive	"Planetary Final Drive - 11/111 Ratio Dual Wheels 620 R42 STD"	"Planetary Final Drive - 1/13.09 Ratio Dual Wheels 620 R42 CFO" Planetary Final Drive - Ratio 14 / 107 (Rubber Track)	
Auxiliary Traction (4x4)	Optional for the entire 250 Series		
<b>FEEDING SYSTEM</b>			
Grain Header	TerraFlex 4F - 35 & 40 ft	TerraFlex 4F - 40 & 45 ft	
Feeder House	Double acting double cylinder (4 chains and 42 slats)		
Feeder house with rocks collector	Optional for the entire 250 Series (4 chains and 36 slats)		
Length x Width	C = 2,388 mm x L = 1,372 mm		
Activation and reverse control	Electro-hydraulic drive of the exclusive Power Plus CVT system		
Lift capacity	5,216 kg		
Transition to Industrial System	Exclusive Cone Transition		
<b>THRESHING AND SEPARATION SYSTEM:</b>			
Axial Rotor	Standard: Rotor Large Tube (AFX)	Standard: Rotor Large Tube (AFX)   opt.: Rotor MidTube	
Diameter x Length of the rotor	30" (762 mm) x 2,623 mm		
Activation and reverse control	Power Plus CVT rotor drive system with 3 speed ranges		
Axial Rotor speed range	220 at 1,180 rpm		
Rotor cage	Rotor cage with simultaneous flap adjustments (propeller vanes)		
Wrap angle - concave/railings	180° / 180° wrapping in the threshing and separation region and formed with pairs of pieces per section		
Concave Actuation	Remote cab control for opening and closing with electronic activation with position sensor		
<b>CLEANING SYSTEM</b>			
Sieves area	6.5 m (21.32 ft)		
Cleaning Area	8.6 m (28.21 ft)		
Cleaning fan	Transverse flow with the exclusive Automatic Cross Flow® Fan		

AXIAL-FLOW	7,250	8,250	9,250
Fan speed	Variable of 300 until 1,150 rpm		
Self Leveling Cleaning System	until 12.1% (7.0°)		
<b>RESIDUE MANAGEMENT SYSTEM</b>			
Straw Chopper	Integrated chopper with 40 knives and a set of 4 modules with a total of 40 retractable counter-knives		
Variation of Straw Chopper Speed	800 rpm (low) or 3.000 rpm (High)		
Straw Spreader	Horizontal spreader with hydraulic drive (2x engines 90cc each)		
Variation of Straw Chopper Speed	Variable of 100 until 580 rpm		
Grain Re-threshing	Tri-Sweep re-threshing with 3 sets of impellers that rotate 10% faster in each stage		
<b>GRAIN HANDLING, STORAGE AND UNLOADING SYSTEM</b>			
Clean Grain Elevator	Exclusive system with grain camera and elevation speed variation		
Grain Tank Capacity	12,330 l (155 soy bags)	14,450 l (185 soy bags)	
Unload auger total length	Standard with fixed tube: 8.3 m (27.23 ft)	Standard with fixed tube: 9.1 m   opt.: foldable tube: 10.4 m (34.12 ft)	
Pivoting Spout	Pivoting spout system with in-cab activation		
Unloading Flow	114 l/s	141 l/s and opt.: 159 l/s	159 l/s
<b>WHEELS &amp; RUBBER TRACK</b>			
Tire & Front Wheel (doubled)	620/70 R42 166A8 R1W	620/70R42 CFO 166A8 R1W	
Tire & Front Wheel (single)	opt.: 900/60 R32 188A8 R1W		
Rubber Track	ND	36" Case IH rubber tracks (optional)	
Rear Wheel & Tire	600/65 R28 L1154 R1W	750/65 R26 166A8 R1W	
<b>CAB</b>			
General data	Complete luxury cab, new console, new joystick, leather covering, refrigerator and digital A/C		
Lighting system	Standard with complete package with LED lights (Stadium) on the cab roof and extra work lights		
<b>PRECISION FARMING</b>			
AFS Pilot	AFS Pro 700 (AFS autopilot Guide + Yield Monitoring and Mapping)		
AFS CONNECT	PCM 4G WW Telemetry Package with 3-year subscription		
AUTOMATION	AFS Harvest Command Automation Case IH with 16 sensors		

CIH-IO-B1001



☎ 0800 500 5000  
 📞 WhatsApp 31 2107-2055

Customer relationship center. 24 hours per day, 7 days per week.

**caseih.com.br**  
 📺 📷 📱 CaseIHBrasil