

The UnReel Drum Book

By Marc Atkinson

Transcriptions and
Exercises From the
Randy Waldman
Recording *UnReel*

Drums Performed
by Vinnie Colaiuta



Alfred Music
P.O. Box 10003
Van Nuys, CA 91410-0003
alfred.com

Copyright © 2003 by Alfred Music
All rights reserved.

No part of this book shall be reproduced, arranged, adapted, recorded, publicly performed, stored in a retrieval system, or transmitted by any means without written permission from the publisher. In order to comply with copyright laws, please apply for such written permission and/or license by contacting the publisher at alfred.com/permissions.

ISBN-10: 0-7579-1741-0
ISBN-13: 978-0-7579-1741-7



The UnReel Drum Book

By Marc Atkinson

Transcriptions and
Exercises From the
Randy Waldman
Recording *UnReel*

Drums Performed
by Vinnie Colaiuta



- 
- Project Managers
Ray Brych and Ed Uribe
 - Music Transcriptions
Marc Atkinson
 - Music Engraving
Marc Atkinson and Ed Uribe
 - *UnReel* Music Copyist
Brian Benison
 - Photography
Of Vinnie Colaiuta: Marc Atkinson, Randy Waldman, Lissa Wales
Of Marc Atkinson: Mark Young
Of Randy Waldman: Alex Calder, Jimmy Howell, Angela Anderson
 - Cover and Book Design and Layout
Dancing Planet® MediaWorks™
 - Edited by
Ed Uribe and Ray Brych
 - Additional Editing
Nadine DeMarco; Wizdom Enterprises: Dom Famularo, Joe Bergamini
 - Randy Waldman *UnReel* CD Recording
Concord Jazz Records
 - Audio Examples CD Recording and MIDI Sequencing and Programming
Marc Atkinson
 - Audio Examples CD Editing, Mixing, and Mastering
Dancing Planet® MediaWorks™, Cresskill, New Jersey

Table of Contents and Audio CD



Acknowledgments _____	9	Audio Track
Foreword _____	11	Disc 1
About This Book _____	12	
The Contributors _____	13	
Marc Atkinson	13	
Randy Waldman	15	
Vinnie Colaiuta	17	
Introduction _____	19	
Notation Key _____	21	
Preliminary Exercises _____	22 1
Hand Exercises	22	
Single Stroke Workout.....	23 2
Additional Workout Suggestions	24	
Double Stroke Workout	25	
Additional Workout Suggestions	27	
Flam Workout.....	28	
Rhythm Scale Exercises	30	
Foot Ostinatos	31 7, 4, 6, 5
Rhythm Scale Over One Beat	32 3
Rhythm Scale Over Two Beats.....	34 8
Rhythm Scale Over Four Beats	36 4
Phrasing Routines	39	
Rhythm Scale: Double Strokes	40 5
Rhythm Scale: Paradiddle	42 6
Rhythm Scale: Flam Accent.....	44	
Accenting the Rhythm Scale: Sixteenth Note Rate	46 7
Accenting the Rhythm Scale: Triplet Rate	49	
Rhythm Scale With Feet	52 8
Basic Groove Ostinato Moving Through the Rhythm Scale	54 9
Introduction to Solos _____	57	
The Jetsons _____	58	
Jetsons Solo	61 10, 11
Jetsons Breakdown	62	
My Favorite Things _____	64	
Favorite Things Solo	68 12
Favorite Things Breakdown.....	70	
Leave It to Beaver _____	74 27-Play-along
Leave It to Beaver Solo	77 13
Leave It to Beaver Breakdown	80	
Bali Hai _____	82	
Bali Hai Intro Solo	85 14
Bali Hai Intro Solo Breakdown	88	
Bali Hai Solo	90 15, 16
Bali Hai Solo Breakdown.....	92	

Hawaii Five-O	99	
Hawaii Five-O Intro Solo	104	17, 18
Hawaii Five-O Outro Solo	106	19, 20
Hawaii Five-O Solo Breakdown	108	
America	109	
America Intro Solo	114	21, 22
America Solo	118	23, 24
America Solo Breakdown	120	
Mannix	124	28-Play-along
Mannix Solo	127	
Mannix Solo Breakdown	129	
Ben Casey	130	
Ben Casey Solo	134	25, 26
Ben Casey Solo Breakdown	137	
Working Out Polyrhythms	139	
Five Against Four	139	
Five Against Three	140	
Seven Against Four	140	
Eleven Against Four	141	
Audio CD, MIDI, Play-Along Index	142	
Waldman <i>UnReel</i> CD Info	143	

Audio CD 2: UnReel by Randy Waldman



The Jetsons	58	1
My Favorite Things	64	2
Leave It to Beaver	74	3
Bali Hai	82	4
Schindler's List (Not presented in this book)	—	5
Hawaii Five-O	99	6
America	109	7
Mannix	124	8
Ben Casey	130	9
Raider's March (Not presented in this book)	—	10
Forrest Gump (Not presented in this book)	—	11
Maniac (Not presented in this book)	—	12

Foreword

By Dan Bodanis 

With this drum book you now hold in your hands, Marc Atkinson has discovered a great way to share the hidden secrets of drumset master Vinnie Colaiuta. If any person deserved the title of best drummer, in almost any category, it would be Vinnie. From playing with Frank Zappa and Sting, to recording every track on the *UnReel* CD on the first take, Vinnie is the undisputed heavy-weight champion of the drumset!

Marc is a very dedicated student of polyrhythms, metric modulation, phrasing over the bar line, and, of course, Vinnie's drumming. As a matter of fact, he has accurately transcribed more than 350 tracks of Vinnie's drumming. I have had the pleasure of witnessing first-hand how Marc takes these concepts, reinvents them, and then applies them musically. The great thing about Marc's accomplishments with his playing, teaching, this book, and all of his previous work is his ability to communicate very complex ideas in relatively simple terms.


Don't get me wrong, this book will not be easy to master. No doubt you will spend huge amounts of time working on each transcription, but that is not the end, it is just the beginning. I encourage you to take this book and make it your own. What I mean is this: Upon mastering each transcription, go back over the material and change it. Think through and apply different sticking patterns, tom-voicing, and foot patterns. If a fill that sounds really cool starts on the first beat of the bar and ends on the first beat of the next bar, experiment with displacing or moving the fill over by half a beat. In other words, start the fill on the "and" of beat 1 and end on the "and" of beat 1 of the next bar. Use dynamics. One of the best ways to evoke an emotional response in a listener is to exaggerate dynamics.

Don't be satisfied just "playing through" this book. If you are sincerely interested in developing your drumming to your highest potential, while mastering the concepts that Marc shares, push yourself to think beyond the limits of this material! It is then and only then that you will begin to truly develop your own unique voice as a drumset artist.

I wish you success beyond that which you wish upon yourself!

Dan Bodanis

About This Book



This book can be broken down into four sections. The first section is a warm-up and technique section that includes the single stroke, double stroke, and flam workouts. It is not necessary to understand this section entirely to work with the rest of the book. This section is meant primarily to emphasize and aid in developing the Moeller technique, which is an option when playing the solos up to speed. For further study of this technique, I recommend Dom Famularo's book *It's Your Move* and Jim Chapin's video *Speed, Power, Control, Endurance*, which give detailed instruction on how to learn the Moeller technique.

The second section is the Rhythm Scale Workouts with different approaches and challenges offered in learning and applying these rhythms. It is extremely important that the student have a full understanding of these scales, as well as facility playing them in some of the ways outlined, before looking at the transcriptions. If you do not understand and cannot play the Rhythm Scale Over One Beat section, I highly recommend learning this before trying to play the solos at the end of the book. They will not only aid you in your quest to understand one of today's greatest drummers but will also add a dimension to your playing and understanding of rhythm, which is becoming more and more prominent in much of the music played today and will be in the future. After becoming well acquainted with this part of the book, the learning curve for the third section, which is the transcriptions themselves, will be drastically reduced.

Complementing the transcriptions are the actual charts used on the *UnReel* session. These not only offer great insight into how Vinnie interpreted the music but can also aid in your study of chart reading. The final section of the book is the breakdowns of each solo. These are included as an aid in actually playing the solos, with stickings, and building block exercises to some of the more complicated rhythms. In some cases they are an extension to the rhythm scale. This section is also very interpretive, and I recommend that where possible you devise your own way of working out the solos with the breakdowns as a guideline. It is my hope to bring you closer to understanding advanced rhythms and phrasing concepts as they are applied by one of the greatest drummers of the twentieth century, Vinnie Colaiuta.

Complementing the transcriptions are the actual charts used on the *UnReel* session. These not only offer great insight into how Vinnie interpreted the music but can also aid in your study of chart reading. The final section of the book is the breakdowns of each solo. These are included as an aid in actually playing the solos, with stickings, and building block exercises to some of the more complicated rhythms. In some cases they are an extension to the rhythm scale. This section is also very interpretive, and I recommend that where possible you devise your own way of working out the solos with the breakdowns as a guideline. It is my hope to bring you closer to understanding advanced rhythms and phrasing concepts as they are applied by one of the greatest drummers of the twentieth century, Vinnie Colaiuta.



Introduction



The concept of the *UnReel* recording was to bring my favorite musicians together and have them play the the most tricky, fun, and challenging arrangements I could come up with. The goal was to have a great time and feature the virtuosity of these great players. As you will hear, they far exceeded my greatest expectations, as usual!

When Marc Atkinson first approached me and explained that he had transcribed all of Vinnie Colaiuta's drum solos from this recording, I thought he must be either crazy, a genius, or someone with way too much time on his hands.

Vinnie is the master of extremely complex polyrhythms, beat displacement, and all-around unfathomable rhythmic inventiveness. Trying to capture his playing on paper is a frightening thought and close to impossible. Marc has done it with amazing accuracy and great attention to detail.

Even though the solos represented in this book are rhythmically technical and very advanced, Marc has broken down the elements of the material to the most basic level with simple exercises and explanations. He shows you how to take it one step at a time, enabling anyone with basic musical training and the ability to read music to learn and incorporate these techniques into his or her own playing.

Start slow, be patient, have fun, and practice.

A special thanks to Brian Benison (copyist for my charts), Warner Bros. Publications, and Dan Bodanis. Enjoy!

Randy B. Waldman



Spencer questions Vinnie on his interpretation of the nine-note groupings over the 7/8 bar during the recording of the UnReel CD while Randy Waldman looks on.

Favorite Things Solo (cont.)

PUSH INTO DRUM



28

32

37

41

The musical notation consists of four staves of music. The first staff starts at measure 28 and includes the instruction 'PUSH INTO DRUM' with a wavy line above it. The second staff starts at measure 32 and includes a '4:3' time signature change and a '3' triplet. The third staff starts at measure 37 and includes a '3' triplet. The fourth staff starts at measure 41. The notation includes various rhythmic patterns, including eighth and sixteenth notes, and rests.



Vinnie performing at NAMM 2003