

THE WHITE BOOK

CHAPTER# 7

Title: Cadet Personnel and Administration

Section # 5

Title: Wear and Appearance of Cadet Uniforms and Insignia

Version (date): 5 April 2019

Author: 1SG Brower

Position: 2nd BN TAC NCO

Please update the areas in yellow and use the format below to build your chapter/section.

Text / Body/ Outline Format:

Font: Calibri 11 pt

PAGE MARGINS:

.5" margin on Left and Right

.5" margin on top and bottom

.5" header from the top with Chapter and Section

.5" footer from the bottom with page number

- I. **Purpose:** The Corps of Cadets is an organization where discipline is judged, in part, by the manner in which the individual wears the uniform as prescribed. Therefore, a neat and well-groomed appearance by cadets is fundamental to The Corps of Cadets and contributes to building the pride and esprit essential to an effective organization.
- A. Only uniforms, accessories, and insignia prescribed in this regulation or as approved by the Commandant will be worn by cadets. No item governed by this regulation will be altered in any way that changes the basic design or the intended concept of wear and appearance including plating, smoothing, or removing of detail features of metal items.
 - B. It is the responsibility of Cadet Commanders to ensure that cadets under their command present a neat and orderly appearance at all times. Physical fitness and acceptable weight standards are also factors in personal appearance.
 - C. All illustrations in this regulation should coincide with text. The written description will control any inconsistencies between the text and the illustration.

II. **General Regulations:**

A. **Required and Prohibited Wear of Cadet Uniforms**

- 1. **Required:** Cadets are required to wear appropriate cadet uniform when not on furlough or approved leave, unless an exception has been granted by Commandant.
- 2. **Prohibited:** The wearing of combinations of uniform items not prescribed in this regulation or other authorizing documents is prohibited.

B. **Civilian Clothes**

1. **Cadets Are Authorized to Wear Civilian Clothes When:**

- i. Departing and returning from furlough (except freshman).
 - a. Fourth Class cadets depart and return in seasonal uniform, unless otherwise specified by Commandant.
- ii. On special orders which specify civilian clothes (i.e. job interviews, etc).
- iii. On general, weekend, or overnight leave when:
 - a. Beyond a 10 mile radius of the Citadel campus.
 - i. <http://www.citadel.edu/uniformmap/map.aspx>
 - b. After crossing the IOP connector into Isle of Palms, Ben Sawyer Bridge into Sullivan's Island, and the Folly Bridge into Folly Beach.
 - c. Classified as a 1B in the spring semester within the 10 mile radius but must still depart and return to campus in the appropriate seasonal uniform. The required attire is:
 - i. Males: Khaki slacks with collared shirt; appropriate jackets or sweaters and footwear; NO jeans, tee shirts, or sweatshirts.
 - ii. Females: Khaki style slacks or skirt with collared shirt or dress; minimum knee length for skirt or dress (no more than 3 inches above the knee); appropriate footwear; NO jeans, tee shirts, or sweatshirts.

2. **Appropriate Beach Attire May Be Worn:**

- i. After crossing the Ben Sawyer bridge enroute to Sullivan's Island or the Isle of Palms.
- ii. After crossing the Folly River Bridge to Folly Beach.
- iii. Beach wear will not be worn beyond these points when returning to campus.

3. **Departing Citadel Campus By Boat From the Boating Center:**

- i. Cadets may wear appropriate swimsuit.
- ii. If a shirt or outer garment is desired, only Citadel PTs are authorized.

C. **Undergarments**

- 1. Both male and female will wear white crewneck undershirt with all uniforms except for ACU/OCP (Tan undershirt must be worn).

2. Approved spirit shirt may be worn under the ACU uniform during sporting events as directed by the Commandant and Regimental Commander.
3. Cadets will not wear undergarments of a color or design that is visible through the outer garments.
4. Males will wear underpants with all uniforms-either brief or boxer underpants are authorized.
5. Females will wear brassieres and underpants with all uniforms.

D. Approved/Non Approved Accessories

1. Book Bags/Back Packs

- i. Book bags, backpacks, etc. will not be carried on the shoulder; they are to be carried in the left hand. The only book bags authorized for cadet use include:
 - a. The standard-issue Cadet Store book bag.
 - b. A variant book bag supplied by an ROTC department.
 - c. The SoCon book bag if issued to Corps Squad athletes.
- ii. Cadets on approved medical orders from the Citadel Infirmary that prevent them from carrying a book bag (crutches/knee carts) may wear a backpack.

2. Camelbacks

- i. Cadets are authorized to wear camel-back type water devices with the PT uniform or as directed by the commander.

3. Sunglasses

- i. Sunglasses are authorized only with the blazer uniform unless specifically authorized in a memorandum by the commandant for wear at a sporting event. At no time will they be worn or visible when traveling to and from sporting events.

4. Purses

- i. Optional for female cadets only when on leave or furlough.
- ii. Must be black, military style with or without a shoulder strap. Purse must be no larger than 8.5 X 11 inches.

5. Religious Items/Chains and Jewelry

- i. Wearing of a conservative wrist watch, a medical/allergy alert bracelet, and not more than two rings is authorized.
- ii. Fad devices, earrings on males, vogue medallions, colored bracelets, personal talismans, chains, sea shell style beach necklaces or amulets are not authorized.
- iii. Religious/medical tags may be worn if they are covered by the undershirt and are not visible.
- iv. Upper class women may wear small post- type earrings for specific occasions only, e.g., receptions, hops, leave, etc. Earrings will not be worn in the Duty or ACU uniforms.
 - a. The earrings will be unadorned, spherical, gold, silver, diamond, or pearl and not larger than 1/4 inches (6 millimeters). Earrings will fit snugly against the earlobe and will be a matched set with only one earring per ear.
- v. Other than authorized female earrings, cadets will not attach, affix, or display objects, articles, jewelry or ornamentation to or through the skin/tongue while in uniform.
- vi. No jewelry or other ornamentation shall be worn with the Citadel Physical Fitness or Duty Uniform (This does not include The Citadel Ring).

E. Haircut/Grooming Guidance

1. General Guidance:

- i. Cadets will ensure their hair is kept in a neat, clean manner. Extreme or fad style haircuts or hair styles are not authorized. If dyes, tints, or bleaches are used, color used must appear natural or similar to human hair and not present an extreme appearance. Use of hair products that produce an oily or greasy appearance will not be used.
- ii. No cadet is authorized to cut the hair of him/herself or another cadet. Possession of barber equipment by cadets is prohibited. Lines or designs will not be cut into the hair or scalp.

- iii. Fingernails will be kept clean and neatly trimmed so as not to interfere with the performance of duty, detract from the military image, or present a safety hazard. Only clear nail polish is authorized. Females will not exceed a nail length of $\frac{1}{4}$ inch, as measured from the tip of the finger. Males will keep nails trimmed so as not to extend beyond the fingertip.
- iv. The face will be clean-shaven. If appropriate medical authority prescribes beard growth, the length required for medical treatment will also be specified. For example, "a neatly trimmed beard is authorized. The length will not exceed $\frac{1}{4}$ inch."

2. Male Haircut Guidance:

- i. Fourth Class Males: After the initial freshman haircut, Fourth Class cadets will adhere to the upper class standard as described in paragraph (ii) below. Heads will not be shaved bare of hair.
- ii. Upper-class Males: The hair on top of the head will be neatly groomed. The length and bulk of the hair will not exceed two inches, present a ragged, unkempt, or extreme appearance. Hair will present a tapered appearance and when combed will not fall over the ears or eyebrows or touch the collar of the dress blouse. The hair at the back of the head will be tapered and not blocked. In all cases the bulk or length of the hair will not interfere with the proper wearing of headgear.
- iii. Sideburns will be neatly trimmed. The base will not be flared and will be a clean-shaven horizontal line. Sideburns will not extend below the middle of the ear canal.
- iv. Hair will not bush out below the band of properly worn military headgear. Faddish haircuts (such as "Mohawks", "Horseshoes" and "Teardrop") are not authorized. Males are not authorized to wear braids, cornrows, or dreadlocks.

3. Female Haircut Guidance:

- i. All females will ensure that their hair is neatly groomed, that the length and bulk of the hair are not excessive, and that the hair does not present a ragged, unkempt, or extreme appearance.
- ii. Trendy styles that result in shaved portions of the scalp (other than the neckline) or designs cut into the hair are prohibited. Only straight parts are authorized.
- iii. Females may wear braids, as long as the braided style is conservative, the braids lie snugly on the head, and any hair holding devices comply with the standards in paragraph xi below.
- iv. Braids, cornrows, twists, and locks will be of uniform dimension and have a diameter no greater than $\frac{1}{2}$ inch. Each must be spaced the same.
- v. Hair will not fall over the eyebrows or extend below the edge of the duty collar at any time during normal activity or when standing in formation. Graduated haircuts will not exceed 1" in difference between the front and back.
- vi. Long hair that falls naturally below the bottom edge of the collar, to include braids, will be neatly and inconspicuously fastened or pinned, so that no free hanging hair is visible and not to exceed 2" in bulk and no more than 3" from the scalp. The hair at the top of the head will also not exceed 2" height as measured from the scalp. This includes styles worn with the physical fitness uniform.
- vii. Buns will be firmly adhered (no loose strands), and can be a max of four inches in diameter and a max of three inches away from the nape of the neck.
- viii. Styles that are lopsided or distinctly unbalanced are prohibited.
- ix. Ponytails, pigtails, or braids that are not secured to the head (allowing hair to hang freely), widely spaced individual hanging locks, and other extreme styles that protrude from the head are prohibited with the following exceptions:
 - a. Female cadets are authorized to wear their hair in a ponytail or single braid if:

- i. Wearing the cadet physical fitness uniform and engaged in authorized physical fitness activities.
 - ii. While wearing a distinctive Cadet Athlete or Club Squad athletic uniform or when wearing the blazer uniform.
- x. Extensions, weaves, wigs, and hairpieces are authorized; however, these additions must have the same general appearance as the individual's natural hair and comply with all the grooming policies of these paragraphs.
- xi. Females will ensure that hairstyles do not interfere with proper wear of the military headgear. When headgear is worn, the hair will not extend below the bottom edge of the front of the headgear, nor will it extend below the bottom edge of the duty collar.
- xii. **Hair Holding Devices:**
 - a. Hair-holding devices are authorized only for the purpose of securing the hair. Cadets will not place hair-holding devices in the hair for decorative purposes.
 - b. All hair-holding devices must be plain and either clear or of a color as close to the cadet's hair as possible.
 - c. A maximum of four may be used.
 - d. Devices that are conspicuous, excessive, or decorative are prohibited. Some examples of prohibited devices include, but are not limited to; large, lacy scrunchies; beads, bows or claw clips; clips, pins, or barrettes with butterflies, flowers, sparkles, gems, or scalloped edges; and bows made from hairpieces.
 - e. Cadets may not wear hairnets unless prescribed by the Citadel Surgeon.
- xiii. **Cosmetics:**
 - a. Upper-class females are authorized to wear cosmetics applied conservatively and in good taste. Lipstick, eye make-up and rouge may be worn with all uniforms as long as the color is conservative and complements the uniform. Exaggerated or faddish cosmetic styles are inappropriate with the uniform and will not be worn. Extreme shades of color such as purple, gold, blue, and white will not be worn.
 - b. Make up/eye liner will not extend past the eye to include feline and winged look.
- xiv. **Pictures:**



For females with coarse hair while growing it out. Hair cannot be more than 2 inches from the scalp.



Straight or wavy hair while growing out. Hair can touch ears. No "designs" will be cut into hair.



Bob haircut... hair cannot touch BOTTOM of uniform collar in the back.
Hair can be pinned back from face or loose.



Hair devices will be as close to hair color as possible. (i.e. black or brown for individuals with dark hair, and tan for those with lighter colored hair) White and colored accessories are not authorized. Buns will be firmly adhered (no loose strands), and can be max of 4 inches in diameter and max of 3 in away from nape of neck. Braids can either be loose or straight back if adhered to scalp.



Braids, cornrows, twists, and locks will be of uniform dimension and have a diameter no greater than $\frac{1}{2}$ inch. Each must be spaced the same.



FEMALE UNAUTHORIZED HAIRSTYLES



III. Seasonal Uniform Matrix

Seasonal Term	Leave Uniform	Dress Uniform
1 July – Parents Weekend	Summer Leave	Dress Whites
Parents Weekend – January Return	Dress Salt & Pepper	Dress Salt & Pepper
January Return- Corps Day Weekend	Dress Gray	Full Dress Gray
Corps Day Weekend – July 1	Summer Leave	Dress Whites

- Notes:** Exceptions to dress uniform requires written request delineating rationale

IV. Standard Cadet Uniforms:

A. Appearance:

- All cadets will maintain a high standard of dress and appearance. Uniforms will be properly fitted (trousers, pants, or skirts should not fit tightly), clean, serviceable, and pressed as necessary. Cadets must project a military image that leaves no doubt that they live by a common military standard and are responsible to military order and discipline. Cadets are expected to maintain a good daily hygiene and wear their uniforms so as not to detract from the overall military appearance.
- Uniforms will be kept buttoned, zipped, and snapped; metallic devices such as metal insignia, belt buckles, and belt tips will be kept in proper luster and will be free of scratches and corrosion; medals and ribbons will be clean and not frayed; shoes and boots will be cleaned and shined. Insignia will be replaced when it becomes unserviceable or no longer conforms to standard.
- Cadets will ensure that when articles are carried in pockets; i.e., wallets, phones, and keys, these articles do not protrude from the pocket or present a bulky appearance. Items such as

keys and keychains will not be attached to belt loops or belts unless required for duties being performed; i.e., guard.

4. While in uniform cadets will not place their hands in their pockets except to momentarily place or retrieve objects.
5. White gloves will be clean and free of holes. Cutting holes in gloves to expose the class ring is expressly prohibited.
6. Heel and sole edge dressing will not be used on any headgear, belts, pompoms, or epaulets-- only on shoes and boots.

B. Care and Cleaning

1. Uniforms must be kept neat, clean and properly tailored so as to provide a good fit at all times. Uniforms should be properly hung or stored to reduce wrinkling and possibility of getting dirty. Regular laundering or dry cleaning will help preserve the life of the fabric and reduce unsightly stains, odors, etc. Unserviceable (Spotted, torn, badly worn) uniforms must be replaced.
2. The Citadel Cadet Store and tailor Shop will conduct all fittings and alterations of uniforms.

C. Headgear:

1. General Guidance:

- i. Black and white service caps should be stored in such a manner as to preserve their shapes, either using a "blocking" device sold in the gift shop, or using a rubber band to hold the sides in shape. Modification of the visor by bending or crimping in any way is strictly prohibited.
- ii. Spots should be removed promptly with mild soap and water. More difficult spots should be referred to the cleaners.
- iii. Heel and sole edge dressing is not authorized for use on headgear. Do not use wire brushes regularly, since they tend to wear the nap from the fabric.
- iv. Never place the cap on its cover when setting it down on a surface.
- v. Headgear will be carried when not being worn. The garrison cap may be placed under the belt on the right front of the duty uniform when indoors. The opening of the cap will face to the wearer's left when tucked into the belt with the rank visible on the bottom of the cap.



Garrison Cap Belt Placement


- vi. Headgear will not be stuffed or hang from a pocket with the exception of the patrol cap which may be folded neatly and placed in the ACU/OCP trouser cargo pocket.
- vii. Headgear is not required while in or operating a privately owned or commercial vehicle or public conveyance (subway, train, bus, plane).
- viii. Headgear will not be worn indoors unless under arms in an official capacity or directed by the Commandant (i.e., indoor ceremonial activities).

2. Garrison Cap:

- i. **Proper wear:** The garrison cap is worn with the front vertical crease of the cap centered on the forehead in a straight line with the nose, with the front lower portion of the cap approximately 1 inch above the eyebrows (approximately the width of the first two fingers). The cap is placed on the head in such a manner that the front and rear vertical creases and the top edge of the crown form unbroken lines in silhouette, and so the ridge of the cap is parallel to the ground while standing at attention. Personnel will not crush or shape the crown of the cap to form peaks at the top front or top rear of the cap.
 - a. The garrison cap should be brushed regularly to remove dirt and lint.
- ii. **Insignia:** All cadet officers and NCOs will wear the rank insignia on the left curtain of the garrison cap, centered from top to bottom, parallel to, and one inch back from the forward edge of the cap.
- iii. Upper class cadets (1st, 2nd and 3rd class) caps are identified by white piping. 4th class cadets will be plain black in color.



Garrison Cap, Lower Class



Garrison Cap, Upper Class

3. Black Service Cap

- i. **Proper Wear:** The service cap is worn straight on the head so that the braid hatband on the service cap creates a straight line around the head, parallel to the ground. Such positioning automatically positions the visor correctly, so that it does not interfere with vision or ride up on the forehead. Personnel will not alter the shape of the service cap in any manner to include the visor.
 - a. The black service cap should be brushed regularly to remove dirt and lint.
 - b. Rain cap cover will be worn during inclement weather.
- ii. **Insignia:** Authorized Citadel shield will be worn on black dress cap. Cap insignia will not be blitzed to remove any part of the insignia.



Black Service Cap With
Rain Cover



Black Service Cap

4. White Service Cap

- i. **Proper Wear:** The service cap is worn straight on the head so that the braid hatband on the service cap creates a straight line around the head, parallel to the ground. Such positioning automatically positions the visor correctly, so that it does not interfere with vision or ride up on the forehead. Personnel will not alter the shape of the service cap in any manner to include the visor.
 - a. The white service cap should be stored and handled carefully to avoid soiling the white cover.
- ii. **Insignia:** Authorized Citadel shield will be worn on white service cap. Cap insignia will not be blitzed to remove any part of the insignia.



White Service Cap



White Service Cap


5. Shako

- i. **Proper Wear:** The shako is worn straight on the head with the bottom resting just above the ears. The chin strap is placed between the chin and lower lip. If a cadet is giving commands, the chin strap will be placed between the nose and upper lip.
- ii. **Insignia:** Authorized Citadel shield will be worn on shako. Cap insignia will not be blitzed to remove any part of the insignia.
- iii. **Pom Pom:**
 - a. Will be worn, as received from supply, at a 15 degree angle on the shako.
 - b. Will not be shaved, trimmed, or coated with heel and sole.
 - c. If dirty, will be gently brushed until clean.

- iv. **Plume:** Will be worn at a 15 degree angle on the shako. Feathers will be brushed and maintain a full appearance.



Shako with Pom Pom



Shako with Plume

6. ACU/OCP Patrol Cap

- i. **Proper Wear:** Cadets wear the patrol cap straight on the head so that the cap band creates a straight line around the head, parallel to the ground. The patrol cap will fit snugly and comfortably around the largest part of the head without bulging or distortion from the intended shape of the headgear and without excessive gaps. No rolling of, blocking, or alterations to the cap are authorized. The cap is worn so that no hair is visible on the forehead beneath the cap. The nametape will be worn centered on the hook-and-loop pads on the back of the patrol cap.
- a. The ACU/OCP Patrol Cap may be folded flat and then placed in the cargo pocket of the ACU/OCP trouser.
- ii. **Insignia:**
- a. Cadet rank is not worn on the patrol cap.



ACU Patrol Cap



ACU Patrol Cap

D. Duty

- 1. Authorization for Wear:** The cadet duty uniform is authorized for year-round wear by all members of the Corps of Cadets. The duty uniform, with authorized variations, will be worn on duty, for class and other functions as directed. It is not for off campus wear unless authorized.
- 2. Fit:**
- i. Duty Trousers are to be fitted and worn with the lower edge of the waistband at the tip of the hipbone, plus or minus $\frac{1}{2}$ inch. They are worn with the black web belt. The front

crease of the trousers breach the top of the instep and will be cut on a diagonal line to reach the point approximately midway between the top of the heel and the top of the standard shoe in the back. The trousers may have a slight break in the front.


- ii. Shirt stays should be utilized to present a neat appearance. The belt is wrapped around the wearer's waist to the left creating the "gig line" in front with the right side of the buckle aligned with the seam of the uniform shirt and trouser fly seam. The brass tip of the belt should be flush with the end of the buckle where it meets the end of the belt.

3. Composition:

- i. Gray short sleeve shirt.
- ii. White crew neck undershirt.
- iii. Duty trousers- blue-gray with black braid.
 - a. Gray wool trousers will be worn when weather or policy dictates.
- iv. Black web belt, with brass tips; belt buckle, solid brass.
- v. Black Oxford shoes, with black socks.
- vi. Headgear—black garrison cap.
 - a. Black or white service cap may be worn in lieu of garrison cap if prescribed.

4. Insignia and Accouterments:

- i. Maximum number of badges authorized is three to include contract badges. Badges are placed vertically with 1/8 inch between badges.
- ii. Class numeral will be worn on the right collar of the gray duty shirt and company letters or staff numerals on the left collar, centered top to bottom, parallel to and one inch back from front edge of collar.



Rank or class numerals worn on right collar, centered top to bottom parallel to and one inch back from front edge of collar

Company or staff numerals worn on left collar, centered top to bottom parallel to and one inch back from front edge of collar

Collar Insignia, Duty Uniform

- iii. Collar rank insignia will be worn on the right collar in lieu of class numerals. Regimental staff wears rank on both collars.



Collar Rank Insignia-Regimental Staff
Duty Uniform


- iv. Authorized insignia and accouterments:
 - a. Rank insignia, non-subdued.
 - b. Unit insignia, non-subdued (company / class).
 - c. Headgear insignia, non-subdued.
 - d. Name plate.
 - e. R.O.T.C contract/scholarship badge.
 - f. R.O.T.C. Distinguished Cadet badge.
 - g. U.S. Military branch insignia (for seniors who have been assigned branch designations).
 - h. Foreign Military contract or scholarship badge.
 - i. Police Corps scholarship badge.
 - j. RECONDO badge.
 - k. Special skill identifier badges (basic parachutist, rigger, air assault, etc).

Black slide on shoulder boards
(Cadet Officers)

Branch insignia (1st class cadets-final
Semester) centered 1/8 in above right
Pocket (or DMS)

DMS, DNS, DAFS, DM badges centered
and 1/8 in above right pocket

Name plate centered w/top
of plate flush with right
pocket



Badges centered and stacked
vertically 1/8 in above pocket. Max is
three with 1/8 in between badges

Insignia and accouterments, Duty
pocket

DRAFT



Duty Uniform

E. Summer Leave

1. Authorization for Wear: The summer leave uniform is authorized for seasonal wear by all members of the Corps of Cadets. The cadet summer leave uniform, with authorized variations, will be worn during parades at the beginning of the year, authorized periods of leave and other functions as directed by The Commandant or Regimental Commander.

2. Fit:

- i. Shirt stays should be utilized to present a neat appearance. The belt is wrapped around the wearer's waist to the left creating the "gig line" in front with the right side of the buckle aligned with the seam of the uniform shirt and trouser fly seam. The brass tip of the belt should be flush with the end of the buckle where it meets the end of the belt.


3. Composition:

- i. White short sleeved shirt.

- ii. White crew neck undershirt.
- iii. Duty trousers, blue-gray with black braid.
 - a. Gray skirt may be worn by females for leave, chapel, or dances. Skirts will not be worn at parades.
 - i. Skirt length will not be more than one inch above or two inches below the crease in the back of the knee.
- iv. Black Oxford shoes, with black socks.
 - a. Female cadets may wear plain black military pumps (without straps or buckles) with 1 ½ inch heel, with neutral or off-black panty hose when wearing the gray uniform skirt.
- v. Headgear—white service cap.
- vi. Wool sash—red or blue.
 - a. Red sash is the badge of cadet rank for cadet officers and those NCOs authorized to carry the sword.
 - b. Blue sash is the badge for Presidential Aides and Chapel Ushers.
- vii. Purse—black military style, 8 ½ x 11 inch, with or without strap (Optional-females only).

4. Insignia and Accouterments:

- i. Ribbons are centered 1/8 inch above left pocket. Dean's list or Marksmanship badge worn alone will be centered above bottom with the top of the badge touching the seam. If both are worn, the badges are positioned along the pocket seam with a 1 inch distance between badges.
- ii. Authorized insignia and accouterments:
 - a. Shoulder Boards—blue with appropriate class stripe, affixed.
 - i. Class insignia of approved pattern will be worn to designate a cadet's class:
 - ii. Three stripes for First Class; two stripes for Second Class; one stripe for Third Class, and no stripes for Fourth Class. (See picture, this Chapter.)
 - b. Rank insignia, non-subdued.
 - i. Cadets holding rank will wear the appropriate insignia on each shoulder board, with the bottom of the rank two inches from the outside edge of each shoulder board.
 - c. Name plate: Worn centered with top of the plate flush with the right pocket.
 - d. Gold academic stars.
 - i. If authorized, one ¾ inch, five pointed gold star will be centered and above the name tag of the uniform shirt.
 - e. Dean's List badge: Centered on left breast pocket with top of badge touching seam.
 - f. R.O.T.C contract/ scholarship badge.
 - g. R.O.T.C. distinguished cadet badge.
 - h. U.S. Military branch insignia (for seniors who have been assigned branch designations).
 - i. Foreign Military contract or scholarship badge.
 - j. RECONDO badge.
 - k. Special skill identifier badges (basic parachutist, rigger, air assault, etc).
 - l. Citadel award or participation ribbons.
 - m. U.S. Military award ribbons (not to be worn mixed with Citadel ribbons.)



Shoulder Board Class Stripe/Rank Insignia, Summer Leave



Summer Leave, Gray Skirt with Sash



Summer Leave

F. Dress Gray

1. Authorization for Wear: The Dress Gray uniform is authorized for seasonal wear by all members of the Corps of Cadets. The dress gray uniform is intended for wear during periods of duty requiring a more formal uniform (parades, inspections, and ceremonies), during periods of approved leave and other functions as directed by The Commandant. The appropriate uniform combination will be worn based on weather conditions, duties, and formality of occasion.

2. Fit:

- i. High Rise Wool Trousers are to be fitted and worn with the lower edge of the waistband at the bottom edge of the rib cage, plus or minus $\frac{1}{2}$ inch. They are worn with suspenders and when properly worn the suspenders do not show.
- ii. Knee-length Skirts— skirt length will not be more than one inch above or two inches below the crease in the back of the knee.
- iii. The length of the coat will be even with the bottom of the wearer's buttocks.

3. Composition:


- i. Gray dress blouse—wool.
 - a. The blouse collar will be properly fastened at all times.
 - b. The zipper will be completely closed and the lower eyehook fastened. Cadets may unhook the lower eyehook and unzip the zipper when seated.
- ii. Gray high-rise trousers—wool, with black braid, worn with suspenders.
 - a. Gray uniform skirt may be worn by female cadets for approved leave, chapel or dances.
- iii. Black web belt, with brass tips; belt buckle, solid brass.
- iv. White crew neck undershirt.
- v. Black oxford shoes, with black socks.
 - a. Female cadets may wear plain black military pumps (without straps or buckles) with $1\frac{1}{2}$ inch heel, with neutral or off-black panty hose when wearing the gray uniform skirt.
- vi. Headgear—black service cap.
- vii. White collar.
 - a. White collar will be clean and starched and affixed to the collar with $\frac{1}{8}$ th of an inch showing above the top of the blouse collar. The collar must overlap but not more than $\frac{1}{2}$ inch in front.
- viii. White sleeve cuffs, with cuff links.
 - a. White cuffs will be clean and starched and affixed to the sleeves by T-pins or safety pins with $\frac{1}{4}$ inch showing and will be clasped with Citadel cuff links.
- ix. Wool sash—red or blue.
 - a. Red sash is the badge of cadet rank for cadet officers and those NCOs authorized to carry the sword.
 - b. Blue sash is the badge for Presidential Aides and Chapel Ushers.
- x. Purse—black military style, $8\frac{1}{2}$ x 11 inch, with or without strap (Optional-females only)

4. Insignia and Accouterments:

- i. Ribbons are worn centered on the wearer's left chest in the same position as worn on dress whites. When marksmanship and Dean's List badges are worn together, the space between is 1 inch.
- ii. Authorized insignia and accouterments:
 - a. Class stripes will be sewn on the dress blouse.
 - i. These insignia represent the cadet's academic standing and shall consist of three stripes for cadets that are academic 1A or 1B, two stripes for cadets who are academic 2A or 2B, and one stripe for cadets who are academic 3A or 3B. Cadets who have completed their freshman year but not attained an academic standing of at least 3A will wear one stripe.

- b. Rank insignia, sleeve subdued.
 - i. Rank chevrons will be properly sewn on the upper or lower sleeves by The Citadel tailor.
- c. Gold academic stars.
 - i. If authorized, one $\frac{3}{4}$ inch five pointed gold star will be worn on each side of the collar, centered in the middle of the collar band, one inch back from the front edge of the collar.
- d. Dean's List badge.
 - i. When worn alone, the Dean's List badge will be centered on the wearer's left chest with the top of the wreath in the same position as with the dress white blouse. The Dean's list badge takes precedence when worn with other badges. It is placed to the wearer's right of these badges.
- e. R.O.T.C contract/ scholarship badge.
- f. R.O.T.C. distinguished cadet badge.
- g. U.S. Military branch insignia (for seniors who have been assigned branch designations).
- h. Foreign Military contract or scholarship badge.
- i. RECONDO badge.
- j. Special skill identifier badges (basic parachutist, rigger, air assault, etc).
- k. Citadel award or participation ribbons.
- l. U.S. Military award ribbons (not to be worn mixed with Citadel ribbons).

Gold Stars, centered in middle of collar band, one inch back from front edge of the collar



Contract badge 1/8 inch above ribbons, max of three badges stacked 1/8 inch apart

Ribbons worn in same position as Dress whites

Deans List badge worn in same position as Dress whites if worn alone. Worn 1/8 Inch below ribbons

Insignia and Accouterments
Dress Gray



Dress Gray

Rank Insignia/Class
Stripes Dress Gray

Dress Gray with Skirt

G. Full Dress Gray

1. **Authorization for Wear:** The Full Dress uniform is authorized for year round wear by all members of the Corps of Cadets. The Full Dress uniform is one of the most formal of cadet uniforms and will be worn during formal occasions, ceremonies and other functions as directed by The Commandant-usually during cool weather.

2. **Fit:**

- i. High Rise Wool Trousers are to be fitted and worn with the lower edge of the waistband at the bottom edge of the rib cage, plus or minus $\frac{1}{2}$ inch. They are worn with suspenders and when properly worn the suspenders do not show.

- ii. Knee-length Skirts— skirt length will not be more than one inch above or two inches below the crease in the back of the knee.
- iii. Sleeve of the coat is measured between the wrist and first knuckle of the thumb.
- iv. Front of coat should be flush with the wearer's hipbone.


3. Composition:

- i. Full Dress Blouse—gray wool.
 - a. The blouse collar will be properly fastened at all times.
 - b. The zipper will be completely closed and the lower eyehook fastened. Cadets may unhook the lower eyehook and unzip the zipper when seated.
- ii. Gray high-rise Trousers—wool, with black braid; worn with suspenders.
 - a. Females may substitute gray uniform skirt for leave, chapel, or dances.
- iii. White web belt, with brass tips; waist plate, solid brass.
- iv. White crew neck undershirt.
- v. Black Oxford shoes, with black socks
 - a. Female cadets may wear plain black military pumps (without straps or buckles) with 1 ½ inch heel, with neutral or off-black panty hose when wearing the gray uniform skirt.
- vi. Headgear—black service cap.
- vii. White collar.
 - a. White collar will be clean and starched and affixed to the collar with 1/8th of an inch showing above the top of the blouse collar. The collar must overlap but not more than ½ inch in front.
- viii. White sleeve cuffs, with cuff links.
 - a. White cuffs will be clean and starched and affixed to the sleeves by T-pins or safety pins with ¼ inch showing and will be clasped with Citadel cuff links.
- ix. Wool sash—red or blue.
 - a. Red sash is the badge of cadet rank for cadet officers and those NCOs authorized to carry the sword.
 - b. Blue sash is the badge for Presidential Aides and Chapel Ushers.
- x. Purse—black military style, 8 ½ x 11 inch, with or without strap (Optional-females only).

4. Insignia and Accouterments:

- i. Ribbons are not worn on the Full Dress coat.
- ii. Badges on Full Dress Blouse will be centered on the left breast and 1/8th of an inch below the second black line from the top. All contract badges will be centered on the left breast and 1/8th of an inch above the second black line from the top with continued awards, such as Airborne or Air Assault, continuing 1/8th of an inch above each other starting with the Contract Badge. Distinguished ROTC student award badges and Military Branch insignias will be centered over the right breast and 1/8th of an inch above the second black line from the top. Maximum number of badges is three.
- iii. Medals discussed in paragraph IX, H, 1, below are worn on the left breast of the Full Dress Blouse, with the top of the ribbon (attached to the medal), 1/8th of an inch below the second black line from the top. Medals are worn on wearer's right to left in order of precedence. The Dean's list badge takes precedence over medals and will be worn to the wearer's right.
- iv. Authorized insignia and accouterments:
 - a. Class stripes will be sewn on the dress blouse.
 - i. These insignia represent the cadet's academic standing and shall consist of three stripes for cadets that are academic 1A or 1B, two stripes for cadets who are academic 2A or 2B, and one stripe for cadets who are academic 3A or 3B. Cadets who have completed their freshman year but not attained an academic standing of at least 3A will wear one stripe.
 - b. Rank insignia, sleeve gold.

- i. Rank chevrons will be properly sewn on the upper or lower sleeves by The Citadel tailor.
- c. Gold academic stars.
 - i. If authorized, one $\frac{3}{4}$ inch five pointed gold star will be worn on each side of the collar, centered in the middle of the collar band, one inch back from the front edge of the collar.
- d. Dean's List badge.
 - i. When worn alone, the Dean's List badge will be centered on the wearer's left chest with the top of the wreath $\frac{1}{8}$ th of an inch below the second black like from the top. The Dean's List badge takes precedence when worn with other badges. It is placed to the wearer's right of these badges.
- e. R.O.T.C contract/ scholarship badge.
- f. R.O.T.C. distinguished cadet badge.
- g. U.S. Military branch insignia (for seniors who have been assigned branch designations).
- h. Foreign Military contract or scholarship badge.
- i. RECONDO badge.
- j. Special skill identifier badges (basic parachutist, rigger, air assault, etc).



H. Dress Salt and Pepper

1. Authorization for Wear: The Dress Salt and Pepper uniform is authorized for seasonal wear by all members of the Corps of Cadets. This dress uniform is intended for wear during periods of duty requiring a more formal uniform (parades, inspections, and ceremonies), during periods of approved leave and when directed by The Commandant. The appropriate combination will be worn based on weather conditions, duties, and formality of the occasion. Dress Salt and Pepper is usually worn in lieu of Dress Gray in warm weather. The length of the coat will be even with the bottom of the wearer's buttocks.

2. Fit:

- i. Knee-length Skirts— skirt length will not be more than one inch above or two inches below the crease in the back of the knee.
- ii. The length of the coat will be even with the bottom of the wearer's buttocks.

3. Composition:

- i. Gray Dress blouse—wool, with collar and cuffs affixed.
- ii. The blouse collar will be properly fastened at all times.
- iii. The zipper will be completely closed and the lower eyehook fastened. Cadets may unhook the lower eyehook and unzip the zipper when seated.
- iv. White regular or high-rise Trousers—cotton, high-rise trousers worn with suspenders.
 - a. White uniform skirt may be worn by female cadets for approved leave, chapel or dances.
- v. Black web belt, with brass tips; belt buckle, solid brass.
- vi. White crew neck undershirt.
- vii. Black Oxford shoes, with black socks.
 - a. Female cadets may wear plain black military pumps (without straps or buckles) with 1 ½ inch heel, with neutral or off-black panty hose when wearing the white uniform skirt.
- viii. Headgear—white service cap.
- ix. White collar.
 - a. White collar will be clean and starched and affixed to the collar with 1/8th of an inch showing above the top of the blouse collar. The collar must overlap but not more than ½ inch in front.
- x. White sleeve cuffs, with cuff links.
 - a. White cuffs will be clean and starched and affixed to the sleeves by T-pins or safety pins with ¼ inch showing and will be clasped with Citadel cuff links.
- xi. Wool sash—red or blue.
 - a. Red sash is the badge of cadet rank for cadet officers and those NCOs authorized to carry the sword.
 - b. Blue sash is the badge for Presidential Aides and Chapel Ushers.
- xii. Purse—black military style, 8 ½ x 11 inch, with or without strap (Optional-females only).

4. Insignia and Accouterments:

- i. Ribbons are worn centered and 1/8 inch above the left pocket. When marksmanship and Dean's List badges are worn together, the space between is 1 inch.
- ii. Authorized insignia and accouterments:
 - a. Class stripes will be sewn on the dress blouse.
 - i. These insignia represent the cadet's academic standing and shall consist of three stripes for cadets that are academic 1A or 1B, two stripes for cadets who are academic 2A or 2B, and one stripe for cadets who are academic 3A or 3B. Cadets who have completed their freshman year but not attained an academic standing of at least 3A will wear one stripe.
 - b. Rank insignia, sleeve subdued.
 - i. Rank chevrons will be properly sewn on the upper or lower sleeves by The Citadel tailor.
 - c. Gold academic stars.
 - i. If authorized, one ¾ inch five pointed gold star will be worn on each side of the collar, centered in the middle of the collar band, one inch back from the front edge of the collar.
 - d. Dean's List badge.
 - i. When worn alone, the Dean's List badge will be centered on the wearer's left chest with the top of the wreath in the same position as the dress white blouse. The Dean's List badge takes precedence when

worn with other badges. It is placed to the wearer's right of these badges.

- e. R.O.T.C contract/ scholarship badge.
- f. R.O.T.C. distinguished cadet badge.
- g. U.S. Military branch insignia (for seniors who have been assigned branch designations).
- h. Foreign Military contract or scholarship badge.
- i. RECONDO badge.
- j. Special skill identifier badges (basic parachutist, rigger, air assault, etc).
- k. Citadel award or participation ribbons.
- l. U.S. Military award ribbons (not to be worn mixed with Citadel ribbons).



I. Full Dress Salt and Pepper

1. Authorization for Wear: The Full Dress Salt and Pepper uniform is authorized for year round wear by all members of the Corps of Cadets. The Full Dress uniform is one of the most formal of cadet uniforms and will be worn during formal occasions, ceremonies and other functions as directed by The Commandant—usually during warm weather.

2. Fit:

- i. Knee-length Skirts— skirt length will not be more than one inch above or two inches below the crease in the back of the knee.
- ii. Sleeve of the coat is measured between the wrist and first knuckle of the thumb.
- iii. Front of coat should be flush with the wearer's hipbone.

3. Composition:

- i. Full Dress Blouse—gray wool.
 - a. The blouse collar will be properly fastened at all times.
 - b. The zipper will be completely closed and the lower eyehook fastened. Cadets may unhook the lower eyehook and unzip the zipper when seated.
- ii. White high-riser Trousers—cotton; worn with suspenders.
 - a. Females may substitute knee-length uniform skirt for leave, chapel, or semi-formal occasions; and the ankle length white skirt for formal occasions.
- iii. White web belt, with brass tips; belt buckle, solid brass.
- iv. White crew neck undershirt.
- v. Black Oxford shoes, with black socks.
 - a. Female cadets may wear plain black military pumps (without straps or buckles) with 1 ½ inch heel, with neutral or off-black panty hose when wearing the gray uniform skirt.
- vi. Headgear—white dress cap.
- vii. White collar.
 - a. White collar will be clean and starched and affixed to the collar with 1/8th of an inch showing above the top of the blouse collar. The collar must overlap but not more than ½ inch in front.
- viii. White sleeve cuffs, with cuff links.
 - a. White cuffs will be clean and starched and affixed to the sleeves by T-pins or safety pins with ¼ inch showing and will be clasped with Citadel cuff links.
- ix. Wool sash—red or blue.
 - a. Red sash is the badge of cadet rank for cadet officers and those NCOs authorized to carry the sword.
 - b. Blue sash is the badge for Presidential Aides and Chapel Ushers.
- x. Purse—black military style, 8 ½ x 11 inch, with or without strap (Optional-females only).

4. Insignia and Accouterments:

- i. Ribbons are not worn on the Full Dress coat.
- ii. Medals discussed in paragraph IX, B, below, are worn on the left breast of the Full Dress Blouse, with the top of the ribbon (attached to the medal), 1/8th of an inch below the second black line from the top. Medals are worn on wearer's right to left in order of precedence. The Dean's list badge takes precedence over medals and will be worn to the wearer's right.
- iii. Badges discussed in paragraph IX,H, 2 below on the Full Dress Blouse will be centered on the left breast and 1/8th of an inch above the second black line from the top. All Contract badges will be centered on the left breast and 1/8th of an inch above the second black line from the top with continued awards, such as Airborne or Air Assault, continuing 1/8th of an inch above each other starting with the Contract Badge. Distinguished ROTC student award badges and Military Branch insignias will be centered

over the right breast and 1/8th of an inch above the second black line from the top. Maximum number of badges is three.

- iv. Authorized insignia and accouterments:
 - a. Class stripes will be sewn on the dress blouse.
 - i. These insignia represent the cadet's academic standing and shall consist of three stripes for cadets that are academic 1A or 1B, two stripes for cadets who are academic 2A or 2B, and one stripe for cadets who are academic 3A or 3B. Cadets who have completed their freshman year but not attained an academic standing of at least 3A will wear one stripe.
 - b. Rank insignia, sleeve gold.
 - i. Rank chevrons will be properly sewn on the upper or lower sleeves by The Citadel tailor.
 - c. Gold academic stars.
 - i. If authorized, one 3/4 inch five pointed gold star will be worn on each side of the collar, centered in the middle of the collar band, one inch back from the front edge of the collar.
 - d. Dean's List badge.
 - i. When worn alone, the Dean's List badge will be centered on the wearer's left chest with the top of the wreath 1/8th of an inch below the second black line from the top. The Dean's List badge takes precedence when worn with other badges. It is placed to the wearer's right of these badges.
 - e. R.O.T.C contract/ scholarship badge.
 - f. R.O.T.C. distinguished cadet badge.
 - g. U.S. Military branch insignia (for seniors who have been assigned branch designations).
 - h. Foreign Military contract or scholarship badge.
 - i. RECONDO badge.
 - j. Special skill identifier badges (basic parachutist, rigger, air assault, etc).



Full Dress Salt and Pepper with Sash



Gold Rank Insignia and Class Stripes



Full Dress Salt and Pepper with Sash and Ankle Length White Skirt

J. Dress Whites

1. Authorization for Wear: The Dress White uniform is authorized for seasonal wear by all members of the Corps of Cadets. The cadet dress white uniform is intended for wear during periods of duty requiring a more formal uniform (formal ceremonies, Chapel, President's Office), authorized leave and other occasions as directed by The Commandant—usually during warm weather. May be worn under arms (See Para VI).

2. Fit.

- i. Knee-length Skirts— skirt length will not be more than one inch above or 2 inches below the crease in the back of the knee.

- ii. The length of the coat will be even with the bottom of the wearer's buttocks.

3. Composition:

- i. White Dress Blouse.
- ii. White regular or high-rise Trousers—high-rise trousers worn with suspenders
 - a. Females may substitute white skirt for leave, chapel, or dances
- iii. Black web belt, with brass tips; belt buckle, solid brass.
- iv. White crew neck undershirt.
- v. Black Oxford shoes, with black socks.
 - b. Female cadets may wear plain black military pumps (without straps or buckles) with 1 ½ inch heel, with neutral or off-black panty hose when wearing the white uniform skirt.
- vi. Headgear—white service cap.
- vii. Shoulder Boards—with appropriate class stripe.
 - a. Class insignia of approved pattern will be worn to designate a cadet's class:
 - b. These insignia represent the cadet's academic standing and shall consist of three stripes for cadets that are academic 1A or 1B, two stripes for cadets who are academic 2A or 2B, and one stripe for cadets who are academic 3A or 3B. Cadets who have completed their freshman year but not attained an academic standing of at least 3A will wear one stripe.
 - c. Cadets holding rank will wear the appropriate insignia on each shoulder board, with the bottom of the rank two inches from the outside edge of each shoulder board.
- viii. Wool sash—red or blue.
 - c. Red sash is the badge of cadet rank for cadet officers and those NCOs authorized to carry the sword.
 - d. Blue sash is the badge for Presidential Aides and Chapel Ushers.
- ix. Purse—black military style, 8 ½ x 11 inch, with or without strap (Optional-females only).

4. Insignia and Accouterments:


- i. On the Dress White Blouse, ribbons are worn centered and 1/8 inch from the top of the left breast pocket. Ribbons are worn from wearer's right to left in order of precedence. If more than one row of ribbons is required, the top row of ribbons will be higher in precedence.
- ii. When marksmanship and Dean's List badges are worn together, the space between is 1 inch.
- iii. If authorized, gold stars will be worn on each side of the collar, centered in the middle of the collar band, one inch back from the SC device.
- iv. Authorized insignia and accouterments:
 - a. Rank insignia, non-subdued.
 - b. S.C. Devices: Will be worn on both sides of the collar of the Dress White Blouse, centered from top to bottom, parallel to and one inch back from front edge of collar.
 - c. Gold academic stars.
 - i. If authorized, one ¾ inch five pointed gold star will be worn on each side of the collar, centered in the middle of the collar band, one inch back from the SC Insignia.
 - d. Dean's List badge
 - i. When worn alone, it will be centered on the flap of the left breast pocket of the Dress White Blouse with the point of the wreath even with the top seam of the pocket. The Dean's List badge takes precedence when worn with other badges. It is placed to the wearer's right of these badges.
 - e. R.O.T.C contract/ scholarship badge.

- f. R.O.T.C. distinguished cadet badge.
- g. U.S. Military branch insignia (for seniors who have been assigned branch designations).
- h. Foreign Military contract or scholarship badge.
- i. RECONDO badge.
- j. Special skill identifier badges (basic parachutist, rigger, air assault, etc).
- k. Citadel award or participation ribbons.
- l. U.S. Military award ribbons (not to be worn mixed with Citadel ribbons).

Gold Stars centered in the middle of the collar band, 1 in back from the SC Insignia

SC Devices centered from top to bottom parallel to and 1 in back from front edge of collar

DMS, DNS, DAFS, DM, Commandants Cup badges centered 1/8 in above right pocket



Contract badge 1/8 in above ribbons

Ribbons centered and 1/8 in above left pocket

Deans List badge centered w/ top of wreath flush with seam of pocket

Insignia and Accouterments, Dress Whites



Rank centered with bottom two inches from end of board

Shoulder Board Class Stripe/Rank Insignia, Dress Whites



Dress Whites with White Skirt



Dress Whites

K. ACU

1. Authorization for Wear: The Citadel Army Combat Uniform, or ACU, is authorized for year-round wear by all members of the Corps of Cadets. Cadet ACUs will be worn for duty, community service, academic field trips, ROTC field exercises, and uniform of the day as authorized by The Commandant. Substitution of service utility uniforms are not authorized for Citadel specific activities.

2. Composition:

- i. Blouse.
 - a. Cadets are not authorized to cuff or roll the sleeves of the ACU coat.



Unauthorized cuffed sleeve

- ii. Trousers.
 - a. Cadets are not authorized to put their hands in their pockets except to momentarily retrieve or place items.
 - b. Items will not protrude from cargo pockets.



Items protruding from cargo pocket are **Unauthorized**

- iii. Patrol cap.

3. Accessories:

- i. Undershirt, Sand or tan.
- ii. Belt, rigger, sand or tan.
- iii. Socks, green or black, cushion sole.
- iv. Boots, Combat, tan. (Coyote in color with OCPs)
- v. Fleece Jacket.

- a. Name, Citadel, and rank tags will be affixed to the outer hook and loop tape. Name and Citadel patches will be positioned identical to the ACU blouse. Rank will be worn on the wearer's upper right chest.



ACU Fleece

- vi. Goretex Jacket.
 - a. Jacket will not be worn with the hood up in formation. Cadets may wear the hood during inclement weather when transiting campus as an individual.



ACU Goretex

4. Insignia and Accouterments:

- i. Name tag will be worn on the wearer's right side chest hook and loop tape.
- ii. The Citadel tag will be worn on the wearer's left side chest hook and loop tape.
- iii. The SCCC patch will be worn centered on the lower hook and loop tape of the wearers left shoulder pocket.
- iv. Cadet unit patch (company, Battalion/Regimental Staff) will be worn on the wearer's left sleeve centered on the upper hook and loop tape of the shoulder pocket.
- v. The South Carolina Corps of Cadets flag insignia will be worn on the wearer's right sleeve centered on the upper hook and loop tape of the shoulder pocket.
- vi. Rank insignia or class number will be worn centered on the wearer's chest hook and loop tape.



ACU Uniform



ACU Blouse Patches

L. Blazer

1. Authorization for Wear: The Citadel Blazer uniform is a privilege for First Class Cadets classified as 1A and 1B; and Second Class Cadets classified as 2B when granted by the Regimental Commander. The blazer uniform is optional and strictly enforced with regards to its components.

- i. The blazer uniform is authorized for wear as follows:
 - a. Any First Class Cadet on authorized "Leave" and/or Charleston Pass.
 - b. Any First Class cadet when departing or returning from furlough.
 - c. Second class cadets who are an academic 2B during second semester on authorized "Leave" and/or "Charleston Pass" (may not wear prior to January if academic 2B status is achieved earlier).
 - d. Second Class cadets (during second semester) when departing on or returning from furlough.

- ii. The blazer uniform is NOT authorized to wear when:
 - a. On campus, with the exception of Coward Hall, to depart and return from authorized leave or special orders, if the order specified the blazer uniform.
 - b. At any Citadel function (sporting events, awards banquets, etc.).
 - c. When representing the Citadel away from campus unless specified and approved on special orders (i.e. academic conferences, religious retreats, drill meets, club trips, etc.).
- iii. The blazer uniform is only authorized for wear during “Special Orders” when requested by the administration of the attending function/event and approved by the Commandant.

2. Composition:

- i. Navy blue Blazer-- must be purchased from the tailor shop.
 - a. Single breasted with two Citadel buttons, welt pockets with flaps, notched labels, three Citadel buttons on each sleeve, and ventless in back. The Citadel shield sewn on the left breast pocket.
 - b. Civilian blazers are not authorized as a substitute.
 - c. The blazer may be removed when riding in an automobile.
 - d. The Summerall Guard and Junior Sword Arch shield may be sewn on the left breast pocket in place of the Citadel shield and worn by cadets who are members of those clubs.
 - e. Lapel pins are not authorized to be worn on the blazer.
- ii. Shirt
 - a. Only white or Citadel blue shirt (or open collar blouse for females)—Logo is sold in the Cadet Store/ Tailor Shop.
- iii. Tie
 - a. Authorized Citadel ties are sold in the Cadet Store/ Gift Shop.
 - b. No female ties, but optional scarf sold in the Tailor Shop is authorized.
 - c. **Authorized ties:**



Yellow w/ Mascot



Pink w/ Mascot



Blue w/ Mascot

Dark Blue
w/ Citadel Seal



Red & Gray Stripes

Blue & Gray Stripes

Red w/ Palmetto Moon

Tartan



Blue Stripes

Yellow Bow-tie w/
Mascot

Blue Bow-tie w/
Mascot

Pink Bow-tie w/
Mascot

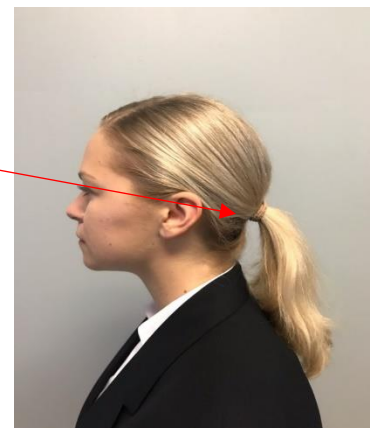


Tartan Bow-tie

- iv. Gray dress trousers/skirt-- must be purchased from The Tailor Shop
 - a. Female cadets may wear either the trousers or the issued gray tropical worsted wool skirt with the blazer.
 - b. A black belt is required for male trousers.
- v. Shoes
 - a. Black oxford dress shoes or black loafers without tassels, with gray or black socks.
 - b. Female cadets may wear plain black military pumps with 1 ½ inch heel or plain black flats (without straps or buckles), with neutral or off-black panty hose when wearing a skirt.
- vi. Ball caps will not be worn at any time with the blazer uniform.
- vii. A plain black umbrella may be carried with the blazer uniform.
- viii. The blazer will not be removed in the mess hall or in any public establishment while on general leave.
- ix. Female Cadet Hair Guidance in Blazer Uniform:
 - a. If a female cadet in blazer wears her hair down it must be in a ponytail or braid down the center of her head. The ponytail can be secured at the nape of her neck or in the center of the back of her head.
 - b. Hair worn up must be in compliance with female hair guidance in paragraph II, E, 3 of this regulation.
 - c. No other hairstyle is authorized.



Ponytail secured in back of head






Male Blazer with Bow Tie



Female Blazer with Pants



Female Blazer with Skirt

M. Physical Training

1. Authorization for Wear: The Citadel physical training uniform (PTs) is authorized for year-round wear by all cadets when prescribed by The Commandant. Citadel PTs will be worn when engaged in physical training on and off campus, as authorized by The Commandant. Seasonal variations of the PT uniform will be authorized based on weather conditions. Commanders will prescribe the uniform for unit PT, but all unit personnel will be in the same uniform. The wear of PTs is not authorized in some buildings such as Jenkins Hall and Coward Hall, unless directed—as well as after 1950 outside of the barracks (with the exception of proficient seniors and gold star juniors who may work out in Deas Hall during Evening Study Period).

- i. The PT uniform is not authorized for wear in the mess hall unless specifically directed by chain of command, on special orders, or on approved medical orders.
- ii. Cadets are prohibited from wearing hooded sweatshirts of any kind. (This includes corps squad)

2. Composition:

- i. Citadel blue T-shirt.
 - a. During second semester and coinciding with the Regimental Commander granting class privileges, 1st class cadets (1A or 1B) are afforded the class privilege of wearing an approved t-shirt of an official Citadel chartered club or organization for individual PT within the strict confinements of the campus.
- ii. Citadel athletic shorts.
- iii. Citadel sweat shirt.
- iv. Citadel sweat pants.
- v. Citadel wind jacket.
- vi. Citadel wind pants.

3. Accessories:

- i. Athletic shoes with plain white ankle socks that must cover the protruding ankle bone. Visible logos are unauthorized.



Authorized Ankle Length Socks

- ii. Orange reflective safety belt. Athletic officers wear blue safety belts.
- iii. Citadel blue gloves and watch cap.
- iv. Navy blue or black spandex may be worn under athletic shorts.
 - a. Undergarments will not show when wearing the Citadel PT uniform (above the waist or below the hem of athletic shorts).

4. Authorized PT Uniform Combinations:

- i. Individual Physical Fitness training: Cadets will wear the seasonal Citadel PT uniform. Uniform may be summer/winter or any combination of The Citadel PT uniform.
 - a. During individual physical fitness training, cadets are authorized to wear headphones/earbuds. These devices are prohibited for wear during Regimental and Remedial PT and any other scheduled physical training conducted as a member of the corps of cadets.
- ii. HESS Field experience uniform. Worn by Health education and Sport Science students actively enrolled in PHED 406 Directed Field Experience. Uniform is worn with white socks and athletic shoes.
- iii. Club Sports: As specified by the HESS Dept.
- iv. Intramural sports: Cadets will wear seasonal Citadel PT uniform.
- v. Physical Education: Citadel seasonal PT uniform, unless specialized uniforms are provided by HESS.
- vi. Corps Squad (Varsity Sports): As prescribed by the Director of Athletics and approved by the Commandant. All articles of athletic uniform worn by the Corps Squad members will be kept in the appropriate dressing room.
- vii. ROTC Specific Uniforms: Cadets may wear service unique uniforms for service activities.


- viii. Water Sports: Appropriate bathing suits will be worn; males-trunk style, females-standard one-piece conventional cut (black or blue in color). Cut-off trousers, etc. will not be worn.



Summer PT Uniform



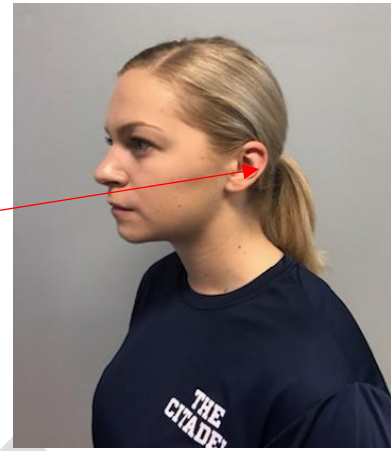
Wind Suit



Full Winter PT Uniform



Female authorized pony tail in PT uniform



N. Bath

1. Authorization for Wear: The cadet bath uniform is authorized for year-round wear by all Cadets as prescribed by The Commandant. Cadets must wear the bath uniform to and from the latrine when showering.

- i. Cadets are not authorized to transit to and from the latrine wearing only a towel.

2. Composition:

- i. Citadel issued bathrobe.
- ii. Citadel issued ball cap—4th class cadets only.
- iii. Shower shoes

3. Authorized accessories.

- i. Towel.
- ii. Shower caddy/personal hygiene items.

V. Coats/Jackets

A. Rain Poncho

1. Authorization for Wear: The rain poncho will be removed when dining in the mess hall. Rain Poncho is worn in inclement weather and is authorized for wear with the following uniforms:

- i. Duty.
- ii. Summer leave.
- iii. Dress gray.
- iv. Dress salt and pepper.
- v. Dress white.
- vi. Full dress gray.
- vii. Full dress salt and pepper.

2. Composition:

- i. Service Cap is always worn with the poncho.
- ii. Rain Cap Cover.



Rain Poncho

B. Gray Overcoat

1. Authorization for Wear: The overcoat will be removed and hung on the back of the wearer's chair when dining in the mess hall. The gray overcoat is worn during cold weather and is authorized for wear with the following uniforms:

- i. Duty.
- ii. Summer leave.
- iii. Dress gray.
- iv. Dress salt and pepper.
- v. Dress white.
- vi. Full dress gray.
- vii. Full dress salt and pepper.

2. Composition:


- i. Gray scarf—crossed and tucked, will always be worn with overcoat.
- ii. Black leather gloves, or white ceremonial gloves will always be worn with overcoat.
- iii. The field jacket may be worn under the overcoat as an additional layer as directed.

3. Insignia and Accouterments:

- i. Class insignia of approved pattern will be worn on the sleeve of the overcoat. These insignia represent the cadet's academic standing and shall consist of three stripes for cadets that are academic 1A or 1B, two stripes for cadets who are academic 2a or 2B, and one stripe for cadets who are academic 3A or 3B. Cadets who have completed their freshman year but not attained an academic standing of at least 3A will wear one stripe.
- ii. Rank chevrons will be properly sewn on the upper or lower sleeves by The Citadel tailor.



Gray Overcoat



Wrapped and Tucked Scarf

C. Field Jacket

1. Authorization for Wear: The field jacket is worn only with the duty uniform. The field jacket will be removed and hung on the back of the wearer's chair when dining in the mess hall. Jacket may be unzipped 1 ½ inches from the top when worn.

2. Insignia, Patches, and Accouterments:

- i. Citadel Seal-Left Sleeve just below shoulder.
- ii. Class Numeral-Right Sleeve just below shoulder. This class numeral will represent the class that a cadet matriculated with, even if they are scheduled to graduate early.
 - a. LEGACY PATCH-Cadets who have an immediate family member (Father, Mother Grandfather, Grandmother, Brother, Sister) who has graduated from The Citadel may wear their family member's class numeral patch under their own class numeral patch on the right sleeve of the field jacket. Only one extra class numeral patch may be worn on the sleeve. The patch must be purchased from the tailor shop.
- iii. Company Tab-Above Citadel seal on left shoulder.
- iv. Name Tag-Right Chest.
- v. Shoulder Epaulets (for cadet officers).

3. Approved Optional Patches

- i. LEFT CHEST: Cadets will choose one (1) of the following patches listed below to wear on their left chest. Patch will be centered 5 ½ inches below shoulder seam.
 - a. Large Block "C" Patch (Varsity Sports).
 - b. Small Block "C" Patch (Club Sports).
 - c. Arnold Air Society Patch.
 - d. Catholic Color Guard Patch.
 - e. Chapel Color Guard Patch.
 - f. Gospel Choir Patch.
 - g. Cordell Airborne Ranger Patch.
 - h. Beta Gamma Sigma Honor Society.
 - i. National Criminal Justice Honor Society Patch.
 - j. Phi Kappa Phi Patch. (Honor Society)
 - k. National Biological Honors Society of Tri Beta Patch.
 - l. Tau Beta Pi Patch. (Engineering)
 - m. American Society of Civil Engineers Patch.
 - n. Pi Sigma Alpha Patch. (Political Science)
 - o. Pi Sigma Epsilon Patch. (Business)
 - p. Physics Club Patch.
 - q. Rifle Legion Patch.
 - r. Summerall Guards Patch.
 - s. The Citadel Living History Society Patch (Reenactment Club).
 - t. Toastmaster Patch.
 - u. Judo-Ju Jitsu Patch.
 - v. Class Officer Patch.
 - w. Society of Military Engineers Patch.
 - x. Southern Heritage Society Patch.
 - y. Orthodox Christian Fellowship Patch.
 - z. Flying Club Patch.
 - aa. Rotoract Club Patch.
 - bb. Scuba Club Patch.
 - cc. The Brigadier Patch.

- dd. Gold Star Journal Patch.
- ee. Wesley Foundation Patch.
- ff. Special Operations Auxiliary Patch.
- gg. Republican Society Patch.
- hh. Eagle Scout Patch.
- ii. German Club Patch.
- ii. RIGHT CHEST: Varsity and club athletes who choose to wear their respective Block "C" Patch on their left chest, **and cadets that have earned the drill master patch**, may choose one other patch (of the ones listed above) to wear on their right chest.
- iii. RIGHT SLEEVE ABOVE CLASS NUMERAL:
 - a. Junior Sword Arch Patch.
 - b. Ranger Challenge Patch.
 - c. Honors Program Patch.
- iv. LEFT SLEEVE- ROTC Patches: Cadets may choose one (1) of the patches listed below to wear under The Citadel Seal on left sleeve:
 - a. Air Force ROTC- Air Force ROTC Patch.
 - b. Army ROTC- AROTC Palmetto Battalion Patch.
 - c. Coast Guard- Coast Guard Auxiliary Patch.
 - d. Navy ROTC - Trident Society Patch.
 - e. Marine ROTC- Semper Fi Society Patch.
- v. Combat veteran soldiers may wear a "Combat Veteran" patch. The "Combat Veteran" patch will be under The Citadel Seal and above the ROTC Patch (if ROTC patch is opted).



Field Jacket

D. Black All Weather Coat

1. Authorization for Wear: The all-weather coat may be worn with or without the liner. The coat will be worn buttoned, except for the neck closure and the belt will be threaded to the wearer's left. The all-weather coat will be removed and hung on the back of the wearer's chair when dining in the mess hall.

2. Authorized to be worn with the following uniforms:

- i. Duty.
- ii. Summer leave.
- iii. Dress gray.
- iv. Dress salt and pepper.
- v. Dress white.

- vi. Full dress gray.
- vii. Full dress salt and pepper.
- viii. Blazer.

3. Accessories:

- i. Grey scarf, crossed and tucked.
- ii. Black unisex gloves.
- iii. The field jacket may be worn under the all-weather coat as an additional layer as directed.

4. Insignia and Accouterments

- i. Cadet Officers and NCOs will wear pin-on grade insignia on the shoulder loops of the All Weather Coat. Grade insignia is worn on the shoulder loops 5/8 inch from the outside shoulder seam, and centered front to back. Grade insignia is removed from the coat when the coat is being worn with the Blazer uniform.

5. Rolling Coat for Carrying: The coat will be rolled neatly and secured with the belt when carried.

DRAFT



Black All-Weather Coat-retake fix scarf



Rank Insignia Officer-retake



Rank Insignia Enlisted-retake

VI. Under Arms

- A. **Authorization for Wear:** When cadets are carrying issued rifles or swords, or performing Guard duty, they are said to be “under arms.” Equipment to be carried or worn by cadets under arms are as follows:
1. **SSG and Below:** Cross-belts, breast plate, cartridge box, waist belt, waist plate, rifle, and white gloves. Black or White dress caps for Dress Uniforms; Shako with pompom for Full Dress Uniforms.
 2. **Cadet Officers, First Sergeants, Master Sergeants, Color Sergeants, Supply Sergeants, Drill Masters, and Academic NCOs:** Sword sling, sword, breast plate, red sash, and white gloves. Black or white dress cap for Dress Uniforms; Shako with plume for officers, pompom for others in Full Dress Uniforms.
- B. **Accessories:** Belts, Slings, Cartridge Boxes, Pouches, and Sashes.
- C. **Cadets Armed With Rifle**
1. **Instructions For Belts and Cartridge Box**
 - i. The cross belts will be so adjusted that the breast plate will be centered on the black braid, four fingers width below the collar of the Dress Gray, Dress White, and Summer Leave Uniform. The belts will be $\frac{1}{2}$ inch from the collar and pass over the fourth button from the bottom of each side of the Full Dress Blouse. The length of the cross belts will be such that the top of the cartridge box will be flush with the bottom of the waist belt.
 - ii. The white waist belt will be horizontal around the small of the waist with the waist plate centered on the black braid of the Dress Blouse. The waist belt is placed so that it is centered on and covers the front three buttons on the bottom of the Full Dress Blouse and the bottom of the waist belt rests on top of the two buttons on back of the Full Dress blouse—the buttons should be visible below the belt.



D. Cadets Armed With The Sword

1. Sword Wear Instructions:

- i. The sword sling will be placed so that the breast plate covers the third button from the top of the Full Dress Blouse and the belt passes over the third button from the bottom on the left side. The breast plate will be four fingers width below the bottom of the collar on the Dress Gray, Dress White, and Summer Leave Uniform. The sling will lie 3/4 inches from the collar on the right shoulder.



2. Sash Guidance:

- i. The sash will be wrapped tightly and so placed that it is centered on and covers the three buttons on the bottom of the Full Dress Blouse in front and the two buttons on the back of the blouse. The sash will be wrapped around the small of the waist for the Full Dress Gray, Dress Gray, Dress White and Summer Leave Uniforms.
 - a. The red sash is the badge of cadet rank for cadet officers and those NCOs authorized to carry the sword, when under arms.
 - b. The blue sash will be worn by all other cadets authorized to wear a sash in the performance of their duties. These include the Standing Hop Committee, Cadet Choir, Chapel Ushers, Escort, etc.

- c. Sashes are issued according to cadet waist size-small, medium, large or extra large. The vertical lengths of the sash must be adjusted at the waist band so that the bottom of the upper tassel stops at bottom of the knot of the lower tassel.



Sash, Dress Salt and Pepper
-Front

Bottom of upper tassel should stop
At the bottom of the knot of the
lower tassel



Sash, Dress Salt and Pepper
-Rear

VII. Non-Standard Cadet Uniforms

- A. **Drill Uniform Guidance:** Cadet Uniform during drill will be dictated by the commander or training schedule. A modified uniform referred to as “trash” permits cadets to wear a specified Citadel PT shirt and headgear with duty trousers while drill is being conducted.
1. During drill, cadets will carry the following equipment:

- i. Staff Sergeants and below: Rifle
- ii. Guidon Bearers: Guidon
 - a. **Guidon Streamers:** The following streamers are authorized to be flown from the honored company's guidon, and will be flown for the period of time designated by the award:
 - i. President's Cup – Orange.
 - ii. Commandant's Cup – Gold.
 - iii. Summerall Cup – Blue.
 - iv. Intramural Champion – Red.
 - v. Regimental Commander's Bowl – Green.
- iii. Cadet Officers, First Sergeants, Master Sergeants, Color Sergeants, and Supply Sergeants: Leather belt and sword.



Trash

VIII. Insignia and Devices:**A. General Guidance:**

1. No brass on the uniform will be defaced, blitzed, or altered in any way (Including "U.S." on back of buckle).
2. Brass will be highly shined and free of scratches, pits, and tarnish.
3. All insignia and devices will be worn as purchased from the Cadet Store.
4. Insignia and devices will be worn with no backing of any kind when attached to the uniform shirt, hat, etc.

B. Bagpipe or Drum Devices: Bagpipe or drum patches will be authorized for the sleeve of the Full Dress Blouse.**IX. Decorations, Service Medals, Badges, and Awards Guidance****A. Only those Medals, Ribbons, and badges listed below are authorized to be worn with the cadet uniform.**

1. Specifically, distinctive unit insignia/ regimental distinctive insignia, Infantry blue shoulder cords/blue infantry disc behind infantry brass, French Fourragere, enlisted/officer branch insignia (with the exception of first class cadets in their final semester), and other similar military decorations are not authorized for wear on any cadet uniform.
2. Medals and badges discussed in this chapter are worn on the Full Dress Coat.
3. Ribbons and badges are worn on Dress Gray and Dress White Coats.

B. Medals (Listed in Order of Precedence):

1. Any authorized Armed Forces medal earned by cadets with previous military service (will not be worn with cadet medals).
2. Palmetto Medal.
3. Star of the West Medal.
4. Special medal authorized by Citadel Special or General Orders (Cadet Medal of Valor, Mazur Cadet Outstanding Citizenship Medal).
5. Medals awarded through ROTC channels.
6. Toastmaster Pin.

C. Special Medals**1. The Cadet Medal of Valor:**

- i. Criteria: To be awarded this decoration, cadets must distinguish themselves by acts of heroism. The act must result in an accomplishment so exceptional/outstanding as to set the cadet apart and involve acceptance of danger or extraordinary responsibilities.
- ii. Process: Anyone may nominate a cadet for the Medal of Valor by contacting the Company TAC who will submit, with the endorsement of the BN TAC, a written summary of the event/ action that took place according to the criteria above. The statement must include validating information so that the Commandant's administrative staff can corroborate the event/action (newspaper article, witness statements and/or contact information, etc.). The approval authority is the Commandant.

2. The Mazur Cadet Outstanding Citizenship Medal:

- i. Criteria: The Andrew Mazur Citizenship Medal may be presented to any cadet who distinguishes him or herself by an act of outstanding citizenship that goes far beyond the normal expectations of cadet daily life.

D. Ribbons (Listed in Order of Precedence):

1. Armed Forces ribbons earned by cadets having previous military service (Will not be worn with cadet ribbons).
2. Ribbons to accompany special medals or awards authorized by Citadel Special or General Orders (Cadet Medal of Valor, Mazur Outstanding Citizenship).
3. President's List Ribbon.

4. Commandant's Distinguished Service List Ribbon.
5. President's Cup Ribbon.
6. Academic Honor Company Ribbon (Summerall Cup).
7. Honor Company Bar (Commandant's Cup).
8. Regimental Commander's Cup.
9. Summerall Guard Ribbon.
10. Block "C" Ribbon.
11. Chapel Ribbons.
12. Airborne Ranger Ribbon.
13. 103rd Field Artillery Trophy Ribbon.
14. Cadre Ribbon.
15. Kelly Cup.
16. Distinguished Instrumentalist Ribbon.
17. Rifle Legion Ribbon.
18. Washington Light Infantry 175th Anniversary Ribbon.
19. Reserve Ribbon.
20. Junior Sword Arch Ribbon.

E. Badges:

1. Any authorized Armed Forces Badges earned by cadets (Jump Wings, Aviation Wings, Air Assault, Combat Infantrymen's Badges, Ranger Tab, Enlisted Submarine Dolphins, Strategic Patrol Pin, Air Force Missile Badge, German Army Proficiency Badge, Royal Laotian Parachutist Badge).
2. Marksmanship Badges. (U. S. Armed Forces or ROTC only).
3. Dean's List Badges.
4. Army, Navy, Air Force, Marine Contract Badges and Coast Guard Auxiliary Badge.
5. Distinguished Military, Naval, Air Force Student Badges and the Drill Master Badge.
6. Gold Stars (1 Gold Star may be worn centered and 1/8" over the name tag on the white short-sleeve shirt).
7. National Honor Society Badges.

F. ROTC Awards: The wearing of any decoration officially presented by a military service for outstanding performance during ROTC Summer Camp, Field Training or Summer Cruise is permitted provided the decoration is authorized for wear on ROTC uniforms, and the award has been officially entered in a cadet's record. Each ROTC Department will submit to the Commandant's Office a list of those cadets entitled to wear such awards at the conclusion of summer training.

G. Subsequent Awards: When more than one of the same award or decoration is received, cadets will be notified as to the type of device (if any) to affix to the basic award.

H. Proper Wear Guidance

1. Medals discussed in paragraph IX, B, above, are worn on the left breast of the Full Dress Blouse, with the top of the ribbon (attached to the medal), 1/8th of an inch below the second black line from the top. Medals are worn on wearer's right to left in order of precedence. The Dean's list badge takes precedence over medals and will be worn to the wearers right.
2. On the full dress blouse, all contract badges will be centered on the left breast and 1/8th of an inch above the second black line from the top with continued awards, such as Airborne or Air Assault, continuing 1/8th of an inch above each other starting with the contract badge. Distinguished ROTC student award badges and Military Branch insignias will be centered over the right breast and 1/8th of an inch above the second black line from the top. If both are worn, they will be separated 1/8th of an inch.
3. Ribbons discussed in paragraph IX, D above, are worn on the Dress Gray Blouse, Dress White Blouse, and Summer Leave Shirt only.
4. On the Dress White Blouse, ribbons are worn 1/8th of an inch above the left breast pocket. Ribbons are worn from wearer's right to left in order of precedence. If more than one row of ribbons is required, the top row of ribbons will be higher in precedence.

5. Marksmanship and Dean's List Badges will be worn centered on the flap of the left breast pocket, with the point of the wreath even with the seam of the pocket. If both are worn, they will be side by side, one inch apart, with the Dean's List Badge taking precedence, worn further to the right.
6. DMS, DNS, DAFS, and DM Badges are worn 1/8" above and centered on the right breast pocket of cadet uniforms.
7. The wearing of Service or Branch insignia on cadet uniforms is authorized only for First Class cadets during the final semester. Branch insignia are worn 1/8" above and centered on the right breast pocket. If also designated DMS, the branch insignia will be worn 1/8" above the DMS badge.
8. The German Army Proficiency Badge is worn centered above the flap of the right breast pocket.
9. Military crests are not worn on any Citadel uniform.

DRAFT