

The 'Write' Apps for Note Taking (iPad Only Please)

Presenters:

Pat Satterfield, Center for AT Excellence

Gina Gelinas and DeeDee Bunn
Georgia Project for Assistive Technology
Division for Special Education Services and Supports
Georgia Department of Education

April 3, 2014
3:00 PM EST



This Session is being Recorded

- You will be able to access the archive of this and other webinars at www.gatfl.gatech.edu

Credits

- **CEUs** are Approved for .15 clock hours and are administered through Georgia Tech Professional Education
- **CRCs** are Approved for 1.5 clock hours approved by the Commission on Rehabilitation Counselor Certification (CRCC)
 - To receive your verification form, send an e-mail with the webinar title and date, your full name, organization, city, state, e-mail address and date of birth to Liz.Persaud@gatfl.gatech.edu



Webinar Evaluation

At the end of today's webinar, we ask that you please take a moment to complete our survey:

<https://www.research.net/s/TFLwebinar>





IDEAS Conference

St. Simons Island @ Epworth by the Sea

- Pre-conference June 2 & 3
- Conference June 3 - 6, 2014
- Exhibit Hall – Thursday June 5
- More Info <https://www.gadoe.org/Curriculum-Instruction-and-Assessment/Special-Education-Services/Pages/IDEAS-2014.aspx>

The 'Write' Apps for Note Taking (iPad Only Please)

Gina Gelinas, Program Manager
DeeDee Bunn, Program Specialist
Georgia Project for Assistive Technology
Division for Special Education Services and Supports
Georgia Department of Education



Dr. John D. Barge, State School Superintendent
"Making Education Work for All Georgians"
www.gadoe.org

Georgia Department of Education Non-Endorsement Statement

Neither the Georgia Department of Education nor the State of Georgia operates or controls in any respect any information, products, materials or services that third parties may provide. Listing a particular product or posting of a link does not indicate Georgia Department of Education endorsement of that product or site. We encourage our users to research each product themselves and to read the privacy statements of each and every site they visit.



Dr. John D. Barge, State School Superintendent
"Making Education Work for All Georgians"
www.gadoe.org

Why Is Note-taking Important?

Since the 1970s, **scholarly research has confirmed** time and again that note taking, whether over reading or lecture, on average improves student performance.

Mark Bohay et al, "Note Taking, Review, Memory, and Comprehension." *American Journal of Psychology* 124: 1, 63-73, Academic Search Complete, EBSCO host (accessed May 4, 2011).

"The How and Why of Note Taking." University of Houston. 13 Feb. 2014.



Dr. John D. Barge, State School Superintendent
"Making Education Work for All Georgians"
www.gadoe.org

Why Is Note-taking Important?

Students benefit from the act of creating their own study materials. As some researchers have found, ***“Individuals retain materials that they have generated better than materials that have been generated by others and given to them.”*** Students who perform the best on targeted material tend to be those who created their own study outlines, study questions, and study questions with answers.

Paul W. Foos and Joseph J. Mora, "Student Study Techniques and the Generation Effect." *Journal of Educational Psychology* 86 (1994): 4: 567, Academic Search Complete, EBSCOhost (accessed May 3, 2011)

“The How and Why of Note Taking.” University of Houston. 13 Feb. 2014.



Dr. John D. Barge, State School Superintendent
"Making Education Work for All Georgians"
www.gadoe.org

NoteTaking Skills and Strategies

If the teacher writes something on the board or overhead or repeats an idea then it is usually a key point and should be written down.

Try to use a three-ring binder, it allows for more flexibility in rearranging your notes and any handouts that you may receive.



Selecting Apps

- Consideration of student's
 - needs
 - abilities
 - tasks
 - environments
- Features of the apps considered





Apps That Can be Used to Take Notes



Dr. John D. Barge, State School Superintendent
"Making Education Work for All Georgians"
www.gadoe.org

NoteTaking Skills and Strategies

Try to sit towards the front and center of the class where you'll be less distracted and can hear the teacher the best and have a good angle on any visual aids that may be shown.

Don't rely on someone else's notes, you may not understand everything that they write down and you'll learn the best by taking your own notes.



QuickVoice Recorder



Store

Mac

iPod

iPhone

iPad

iTunes

Support



iTunes Preview

Overview

Features

iTunes Charts

QuickVoice® Recorder

[View More By This Developer](#)

By nFinity Inc

Open iTunes to buy and download apps.



[View in iTunes](#)

 This app is designed for both iPhone and iPad

Description

NEWS! Now with super-useful VOICE REMINDERS!!! QuickVoice is the most popular, full-featured iPhone/iPad/iPod voice recorder available. Record ideas, voice memos, voice email, dictation, lists, meetings, classes, or entire lectures! For professional, educational, and personal use...WITH MORE THAN 3-MILLION USERS! With MULTI-TASKING

[nFinity Inc Web Site](#) ▶ [QuickVoice® Recorder Support](#) ▶

[...More](#)

What's New in Version 2.5.6

- Voice Reminders! [NOTE: If you'd like to backup your recordings before updating (just to play it safe) but aren't sure how to simply drop us a note and we'll reply with instructions.]

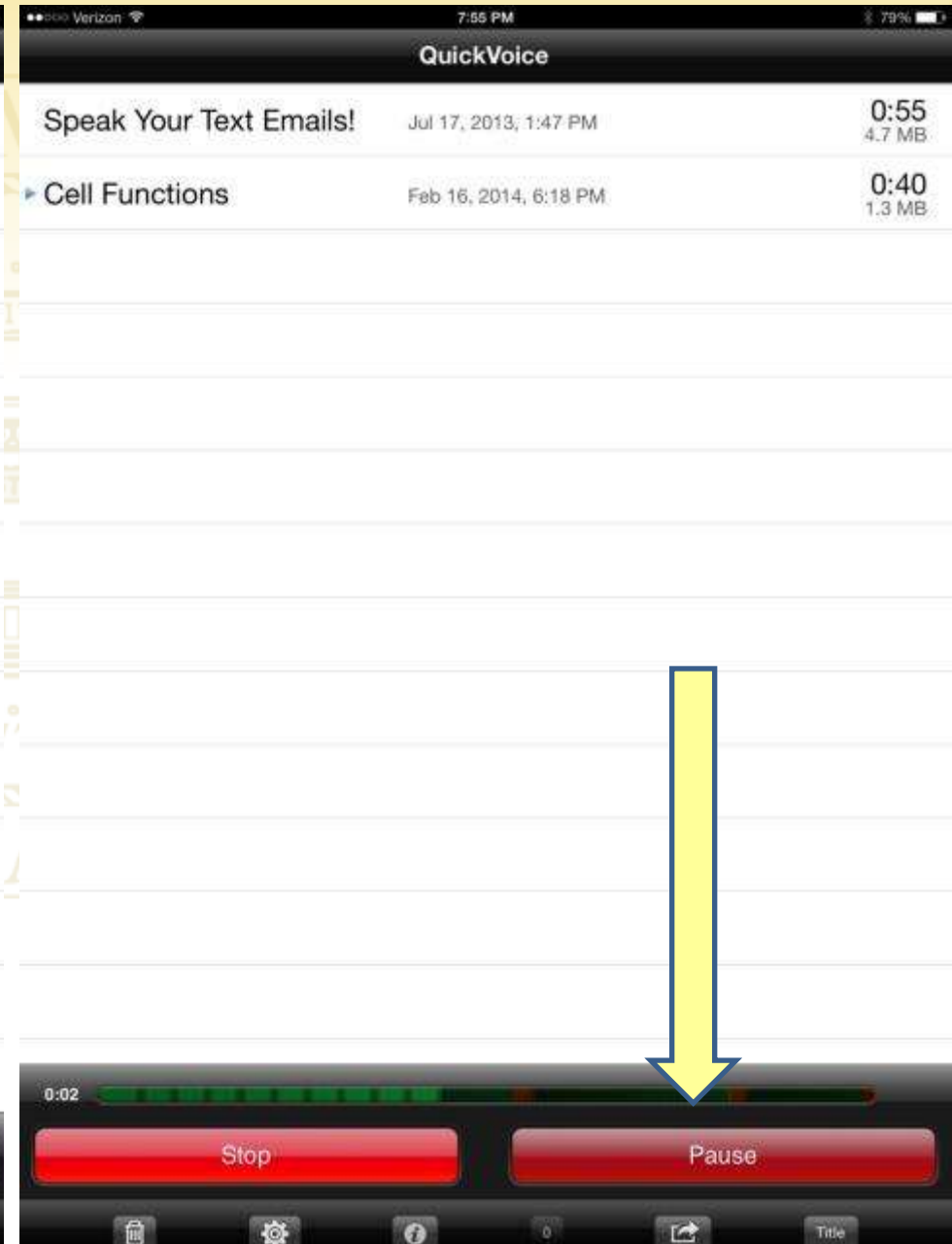
[...More](#)

QuickVoice Recorder

- Very basic recording app
- Email up to 5MB
- Pause/resume feature in recording allows to start/stop recording without creating a new clip
- Records for seconds or hours
- Auto file naming with optional renaming
- Adjustable recording qualities
- Use devices' built-in or add-on mics



QuickVoice Recorder



NoteTaking Skills and Strategies

If your teacher talks fast, it may help to bring an audio recorder and record the lecture while taking notes. After the lecture is over you can replay the lecture and fill in any parts that you missed in your notes. You will need to be sure that you have permission from the teacher to record his/her lecture.



UPAD

[View More By This Developer](#)

UPAD

By PockeySoft

Open iTunes to buy and download apps.



[View In iTunes](#)

\$4.99

Category: [Productivity](#)

Updated: Jan 24, 2013

Version: 2.11

Size: 41.6 MB

Languages: English, French,

German, Japanese, Korean,

Simplified Chinese, Spanish

Seller: kim genie

© PockeySoft

Rated 4+

Compatibility: Requires iOS 5.0 or later. Compatible with iPad.

Description

The UPAD app takes notes to another level. Your notes become more striking than a printed page. And you'll be completely intrigued.

[PockeySoft Web Site](#) ▶ [UPAD Support](#) ▶

[...More](#)

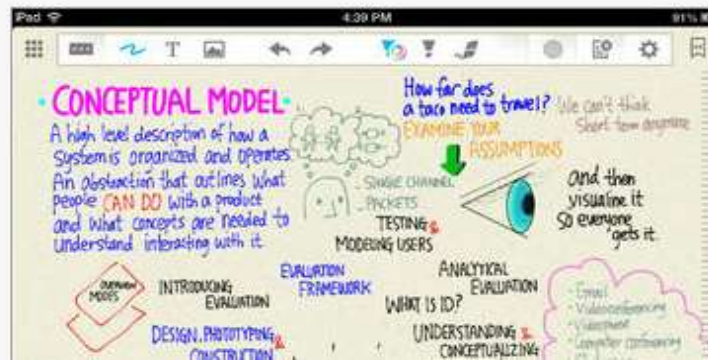
What's New in Version 2.11

2.11

- Fixed Typing Recognition Error.
- Fixed Floating Toolbar Error.

[...More](#)

iPad Screenshots



UPAD

- Typing and handwriting
- Zoom feature
- Annotating for PDFs & photos
- Planner included
- Password protection
- Cloud Services
- Folder Organization
- Back-up and Restore
- Variety of pen widths & colors



UPAD

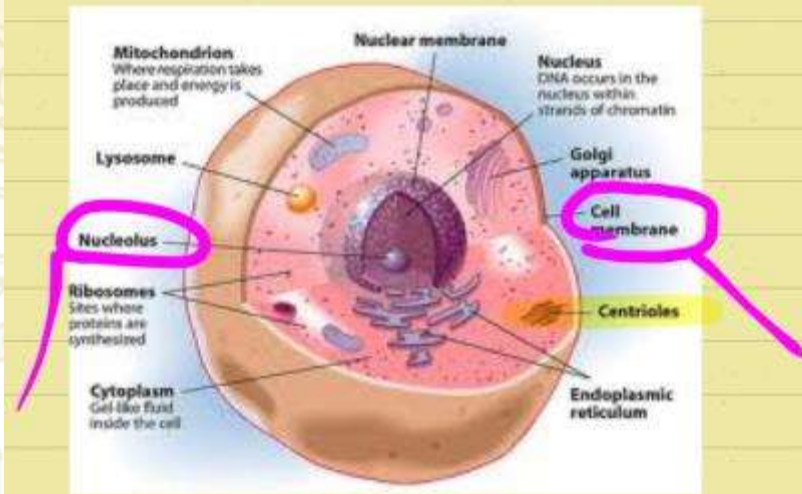
Gina Gelinas 2-14-2014
Cell Functions

Assignment due March 6, 2014

Cell membrane The thin layer of lipid and protein that separates cell's contents from the environment.

Nucleus: Control center of the cell

Cell labels and functions



Important -

Ask teacher about centrioles

NoteTaking Skills and Strategies

Do reading assignments or homework questions before class, it is easier to take notes when you know what the teacher is talking about.

Date your notes and number the pages. Add titles and subtitles when you move onto a new topic for easy referencing. Also, write on one side of the paper so that it will be easier to set them out side-by-side for easier reviewing.



NoteTaking Skills and Strategies

Write down any terminology along with the definition that the teacher may present.

Make sure that you write legibly, if you can't read your notes later, they'll be useless. If you have sloppy handwriting it may be wise to type your notes so that they are easier to read.



ZoomNotes

App Store > Productivity > Deliverance Software Ltd



ZoomNotes - Note take, Sketch, Annotate PDF and Present


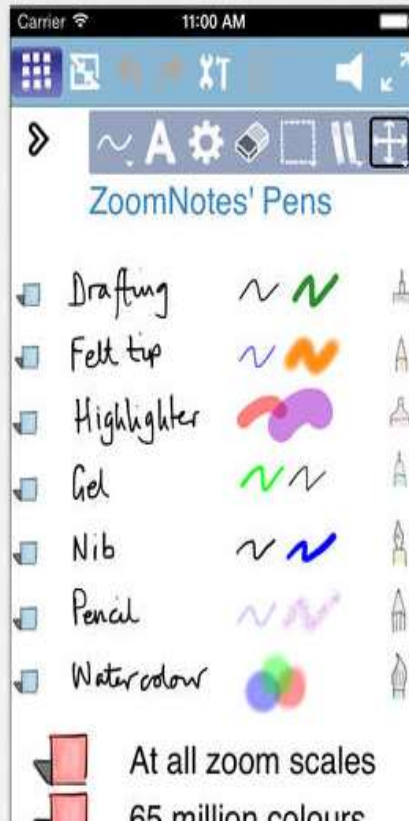
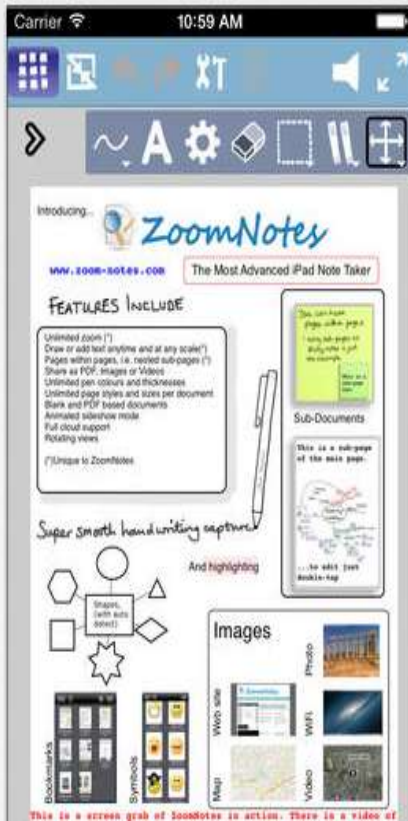
Deliverance Software Ltd >

Details Ratings and Reviews Related

Screenshots

iPhone

iPad



\$4.99 Buy

This app is designed for both iPhone and iPad

No Ratings
Rated 4+

© 2013 Deliverance Software Ltd

ZoomNotes

- Multiple pen types
- Palm protection
- Magnification window with unlimited zoom and maintain quality
- Sub-pages – allows pages within pages (sticky notes)
- Bookmarks
- Annotate PDFs via Google Drive



ZoomNotes

- Guidelines are available for editing objects
- Symbol library
- Insert and edit images
- Share documents as PDFs, images, videos via email, iTunes, clipboard, Dropbox, Evernote
- Import PDFs, MS Doc, and PPT files

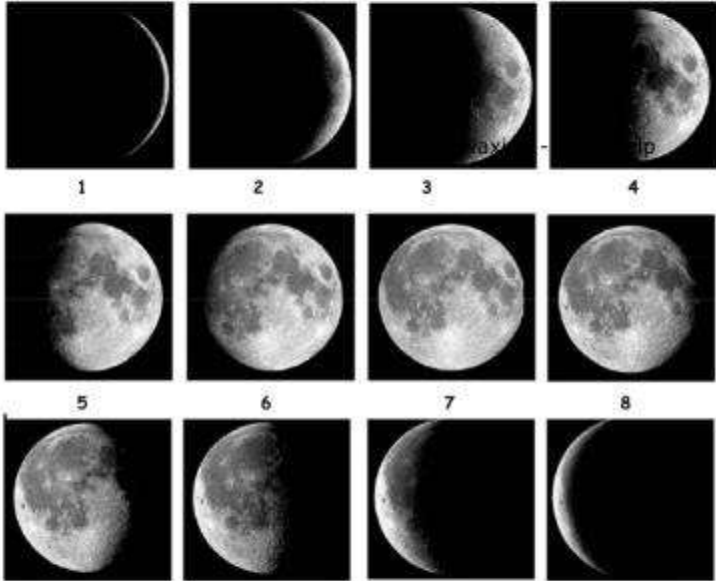


ZoomNotes

Verizon 4:43 PM 88%

Name: Gina Gelinas

Identifying Phases of the Moon



1 2 3 4

5 6 7 8

9 10 11 12

Which image shows First Quarter? ____ Full? ____ Last/Third Quarter? ____

Which images are crescents? _____

Which images are gibbous? _____


Which images are waxing? ____ through ____

Which images are waning? ____ through ____

Students can type or write answers.

PaperPort Notes

App Store > Productivity > Nuance Communications



PaperPort Notes

Nuance Communications >

Details

Ratings and Reviews

Related

Free

★★★★☆ (15)

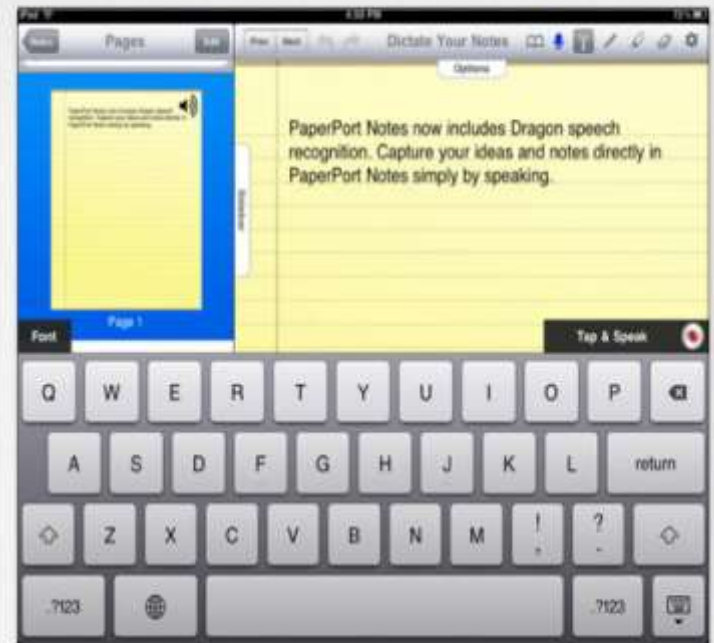
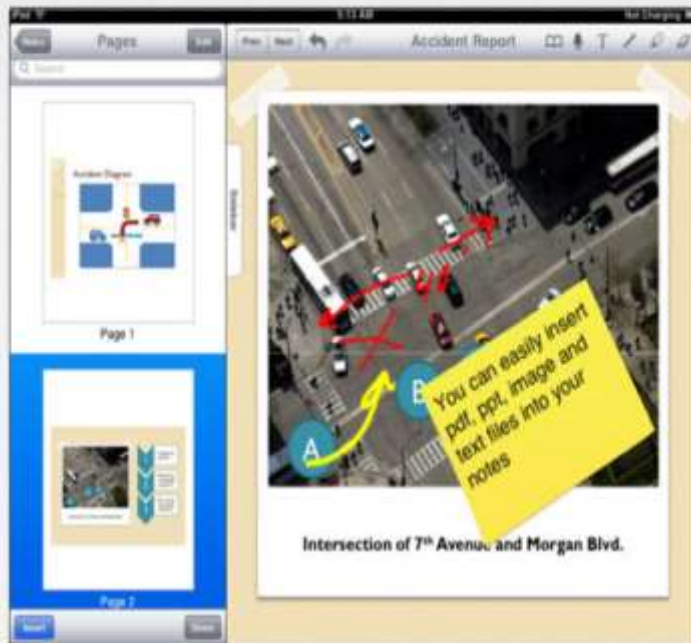
Rated 4+

LINKS

[License Agreement](#)

© 2013 Nuance Communications, Inc.

iPad Screenshots



Description

PaperPort Notes is a digital note taking tool for the iPad that is transforming the way people create and share information. Now you can combine documents, web content, audio, typed text as well as hand-written notes into a single document that you can easily organize and share with anyone.

PaperPort Notes

- Accepts all types of input: keyboarding, audio recording, handwriting/drawing, voice/speech recognition
- Record notes per page
- Annotate and highlight
- Combine documents, web content, and notes into a single document
- Convert scanned documents into editable text with Nuance OmniPage Cloud service



PaperPort Notes

- Access and share using favorite cloud storage services



Dr. John D. Barge, State School Superintendent
"Making Education Work for All Georgians"
www.gadoe.org

PaperPort Notes

●●●● AT&T LTE 3:37 PM 100%

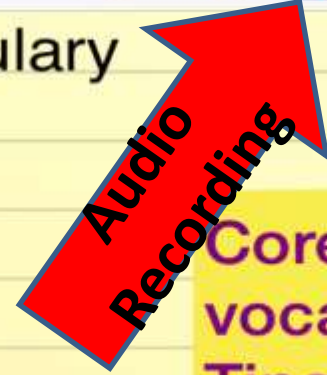
Prev Next



Sample



- Consider multiple types of vocabulary
- Quick words
- Context based messages
- Word lists
- Keyboard
- Core words Touch chat app
- Include age appropriate vocabulary
- Consider current communication skills
- Allow for growth
- Create a positive communication atmosphere
- Listener tips
- Respond to all forms of communication
- solve - find solutions to challenges
- Provide support when needed

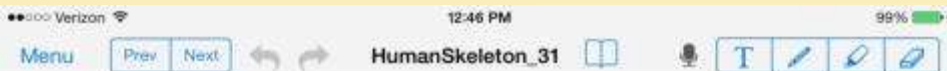
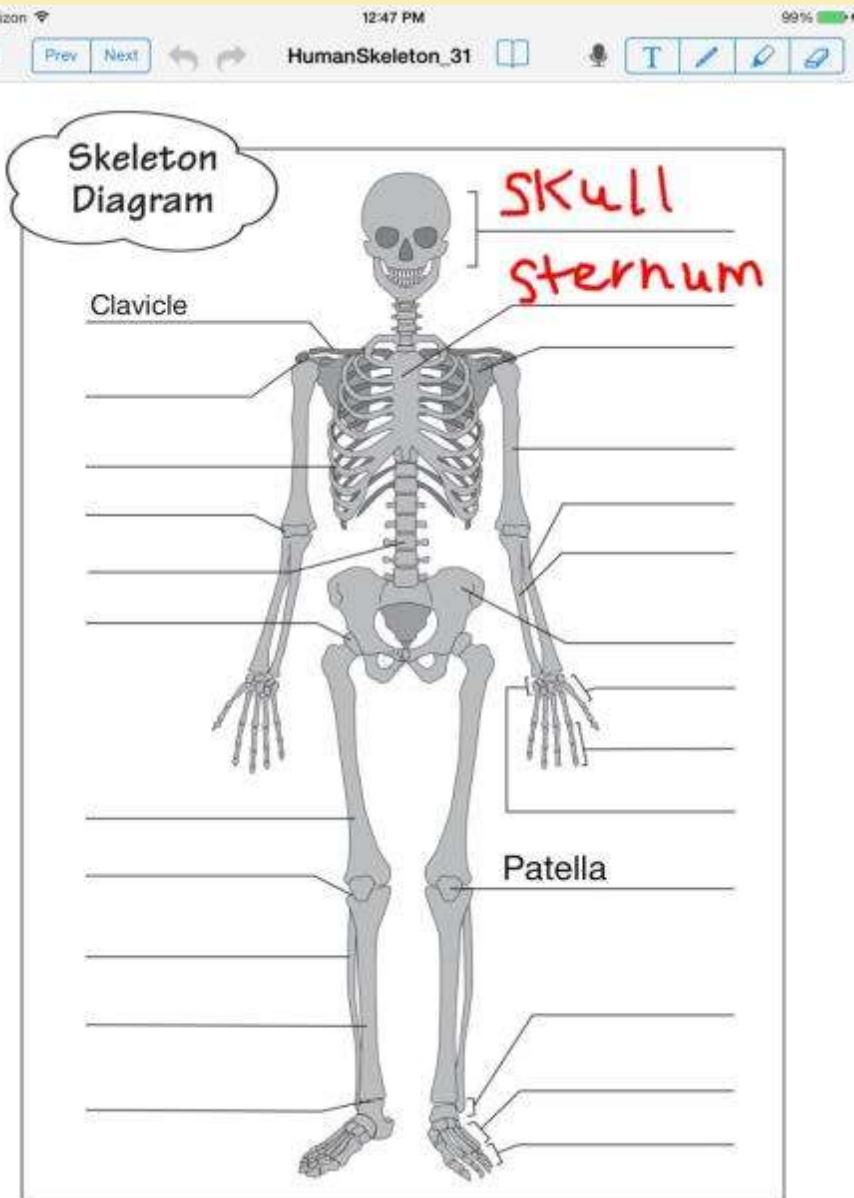


Core
vocab
Tips
ASHA

✓ recording

Sidebar

PaperPort Notes



ACTIVITY 2 Bone Detectives

Grades 3-5

Related Bone Specimens: All

Students will reinforce their understanding of the bones and shape of the human skeleton by building a skeleton with the bones provided in the case.

Materials:

- Skeleton poster (from the case)
- Miniature skeleton model (from the case)
- X-rays (from the case)
- A large piece of chart paper with the full-size outline of an adult body traced on it (ask a colleague to trace you)
- Large pieces of chart paper as tall as your students, one per student
- Pencils for tracing
- Crayons, colored pencils, or other art materials

What To Do:

- 1 Hang the skeleton poster at the front of the classroom, pose the miniature skeleton model on a table, and set out the packet of x-rays. Students may refer to these resources during the activity.
- 2 Place the piece of paper with the outline of an adult-size body on the floor, and gather the class around it in a circle. Explain to your students that they are going to help you lay the bones in the case on top of the outline, placing each one as it would appear in the body.

3 Starting with the skull, hold up each bone specimen one at a time, asking students to tell you where the bone should go. Talk about the size and shape of each bone, and have students compare it to the skeleton poster or model to figure out its proper place.

4 Repeat step 3 with each of the bones, until all the bones have been arranged on top of the adult outline.

5 Break students into pairs and have them trace each other's bodies onto large piece of chart paper. Ask students to draw their own skeletons in the outline, using the bones, skeleton poster, or miniature skeleton model for reference. (You may want to have younger students first trace their own bodies onto the chart paper to encourage them to be creative!)

6 Hang student skeletons in the classroom for the duration of the activity. Encourage students to answer questions and turn into teacher by Monday with diagram!

Discussion

- How do you think students would feel about each one on the poster or model? Point out
- Which bones come in pairs and which ones are unique?
- If it was difficult at first to figure out which bone it was, what made it difficult to tell? Did it look like it could have been a different bone? Which one?
- Which bones in your body can you feel? What are their names?

See page 20 for details on how this activity meets New York State Learning Standards.



SCIENCE
EXTENSION:
GRADE 3-5

Working independently or in small groups, have students fill out the names of the bones on the skeleton diagram (see following page). You may ask them to use the bones' scientific names, common names, or both.

PaperPort Notes

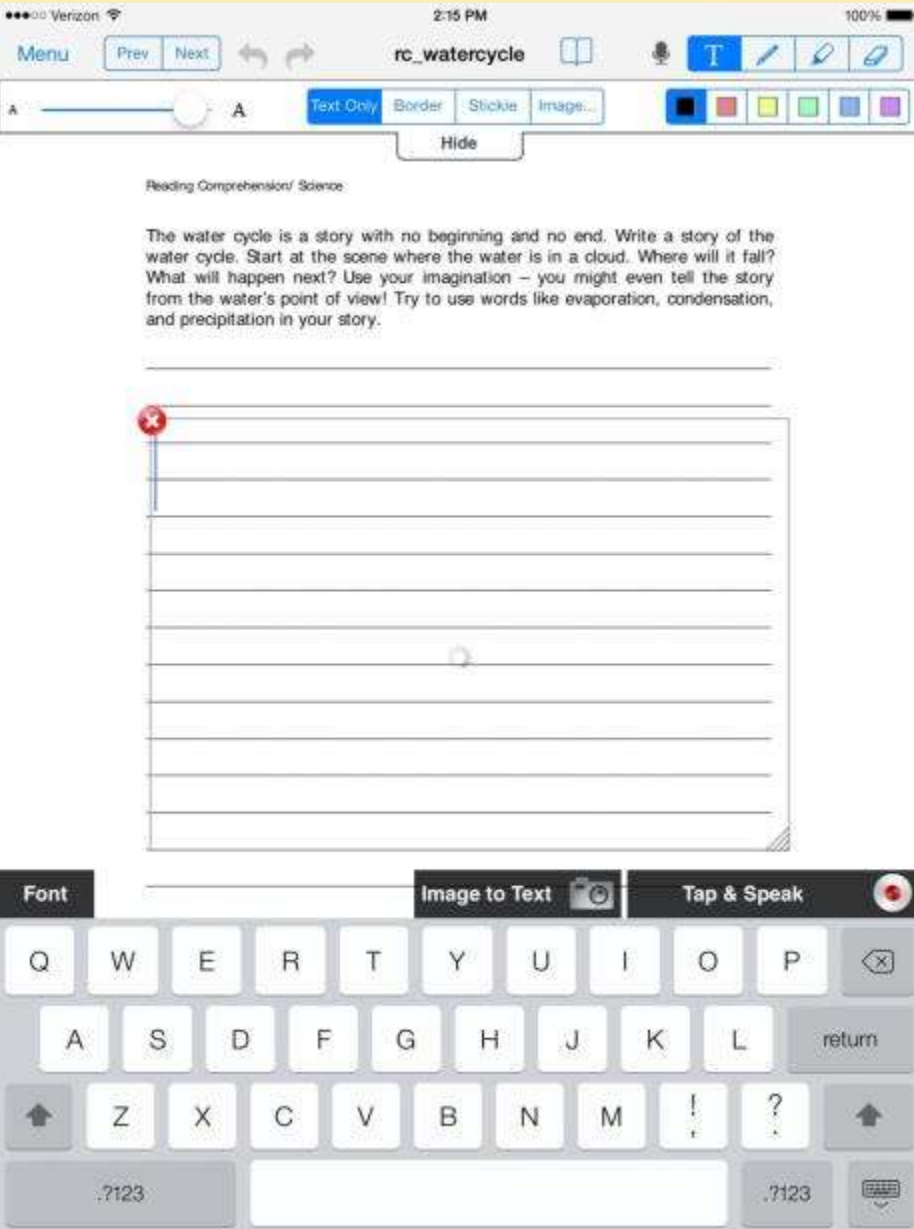
The water cycle is a story with no beginning and no end. Write a story of the water cycle. Start at the scene where the water is in a cloud. Where will it fall? What will happen next? Use your imagination – you might even tell the story from the water's point of view! Try to use words like evaporation, condensation, and precipitation in your story.

Reading Comprehension/ Science

The water cycle is a story with no beginning and no end. Write a story of the water cycle. Start at the scene where the water is in a cloud. Where will it fall? What will happen next? Use your imagination – you might even tell the story from the water's point of view! Try to use words like evaporation, condensation, and precipitation in your story.



Speech-to-Text



NoteTaking Skills and Strategies

If you missed what the teacher said, ask them to repeat it or go to the instructor after class and ask for clarification. If you are in a rush, ask the teacher at the beginning of the next class or try to find the answer from a friend or the text.



Dragon Dictation

App Store > Business > Nuance Communications



Free

This app is designed for both iPhone and iPad

Dragon Dictation

Nuance Communications >

Details Ratings and Reviews Related

Customer Ratings

Current Version All Versions

Average Rating: ★★★★★ 584 Ratings

Click to rate: ★★★★★



Customer Reviews

Write a Review App Support

232 Customer Reviews Most Helpful

Ipap 2- I hated Dragon D a couple years ago ★★★★★

by Student 333 – Aug 17, 2013

This was an app I was anxious to use when I first bought my iPad.

(my I-Pad 2 did not come with a built-in mic on the keypad)... [More](#)

Was this review helpful? Yes | No | Report a Concern

It doesn't work ★★★★★

by Unhappy1155 – Mar 6, 2013

It will miss a lot of your words, yes. But that's not the worst part. Worst problems are:

★★★★★ (584)
Rated 4+

LINKS

Developer Website

© 2011 Nuance Communications, Inc.

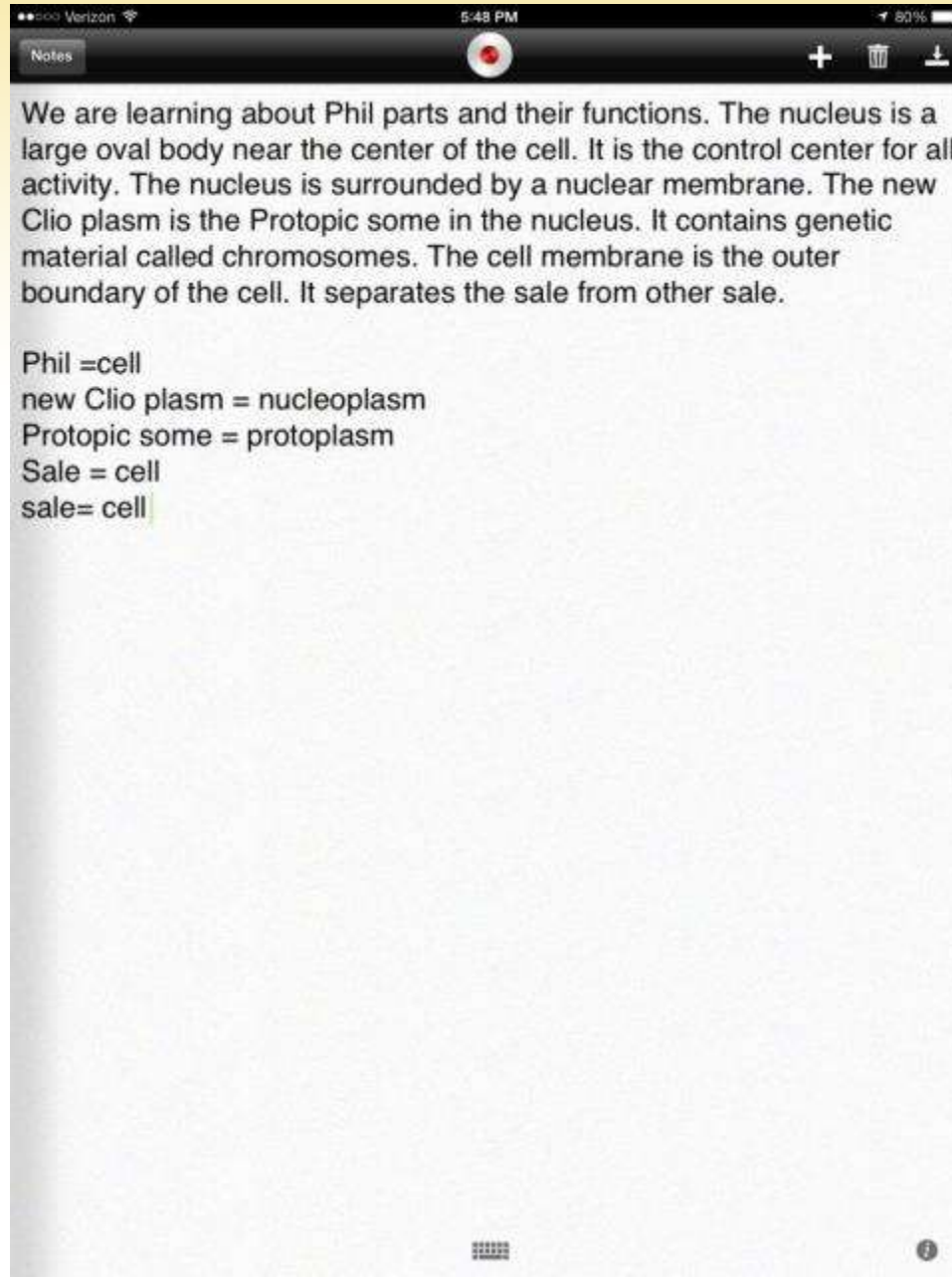


Dragon Dictation

- Speech-to-Text
- Requires internet connection for the speech recognition
- able to correct words that are not transcribed properly
- Copy and paste dictated notes into documents that have paste feature
- Notes are collected individually by the first part of the dictation (can't name by files)
- Tap to cut off recording or customize to detect when speaking has stopped and stop recording

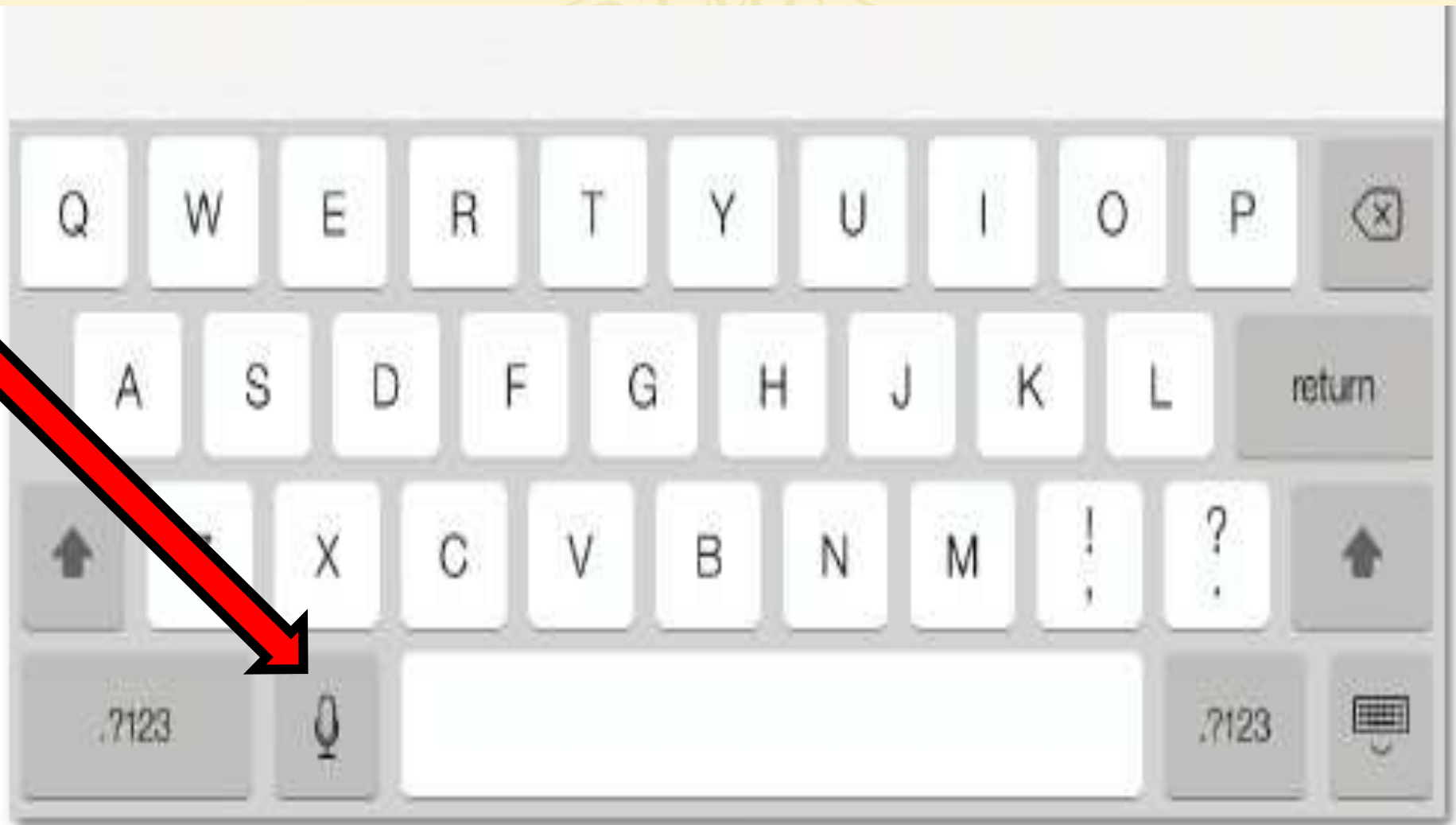


Dragon Dictation



Speech Recognition

3rd Generation iPad & Later



NoteTaking Skills and Strategies

Bring highlighters to class. Teachers will frequently make comments like, “This is an important concept.” Or, “Make sure you understand this.” These are direct clues that this will more than likely be on an exam. Highlighting these notes will help remind you later that this is definitely something you need to know.



Pages

App Store > Productivity > Apple



\$9.99 Buy

This app is designed for both iPhone and iPad

★★★★☆ (167)

Rated 4+

LINKS

[License Agreement](#)

[Privacy Policy](#)

[Developer Website](#)

© 2010 - 2014 Apple Inc.

Pages

Apple >

Details


Ratings and Reviews

Related

Screenshots

iPhone

iPad



John Applesseed

Oct 3, 2013, 11:57 AM

Nice picture!

Print

Pages

- Word processor
- Outlining template
- Create footnotes and endnotes
- Export documents in ePub, MS Word and pdf formats
- Uses 'Open in another app' to copy document to Dropbox



Pages

- Know your language focus
 - Consider multiple types of vocab
 - Quick words
 - Context based messages
 - Word lists
 - Keyboard
 - Core words Touch chat app
 - Include age appropriate vocabulary
 - Consider current communication skills
 - Allow for growth
- Create a positive communication atmosphere
 - Listener tips
 - Respond to all forms of communication
 - solve - find solutions to challenges
 - Provide support when needed
 - AAC user tips

NoteTaking Skills and Strategies

Don't rely on someone else's notes, you may not understand everything that they write down and you'll learn the best by taking your own notes.

Review notes after class to make sure they're accurate and complete. Doing this just before starting homework in a particular subject can help a student focus on the topic at hand.



AudioNote

App Store > Business > Luminant Software, Inc



AudioNote - Notepad and Voice Recorder

Luminant Software, Inc >

Details Ratings and Reviews Related

Screenshots

iPhone iPad

\$4.99 Buy

This app is designed for both iPhone and iPad

★★★★★ (70)

Rated 4+

LINKS

Developer Website

© Luminant Software



00:00 Everything you type or draw while recording or playing has the time recorded.

00:50 During playback words and drawings **highlight** to keep audio and notes in context.

01:19 Tap on a word or drawing with the Select tool during playback to jump to the time in the recording when it was made.

01:00 A variety of drawing tools make diagramming easy:



00:05 AudioNote now supports photo insertion!

00:20 Preserve diagrams and lecture slides without copying everything by hand! Click on the photo during playback to jump to the time in the recording when you inserted the photo.



- iCloud >
- Biology >
- Math >
- Dropbox >
- Meetings >
- Broker >
- Work >
- My iPhone >
- Interviews >
- Family History >
- For Work >

AudioNote

- Synchronized note and audio recording
- Add notes later
- Highlighted notes during playback
- Annotate PDFs (iPad only)
- Folder Organization
- iCloud, Dropbox, WiFi, iTunes sharing



AudioNote

Parts Of A Flower

Record

00:00 01:20



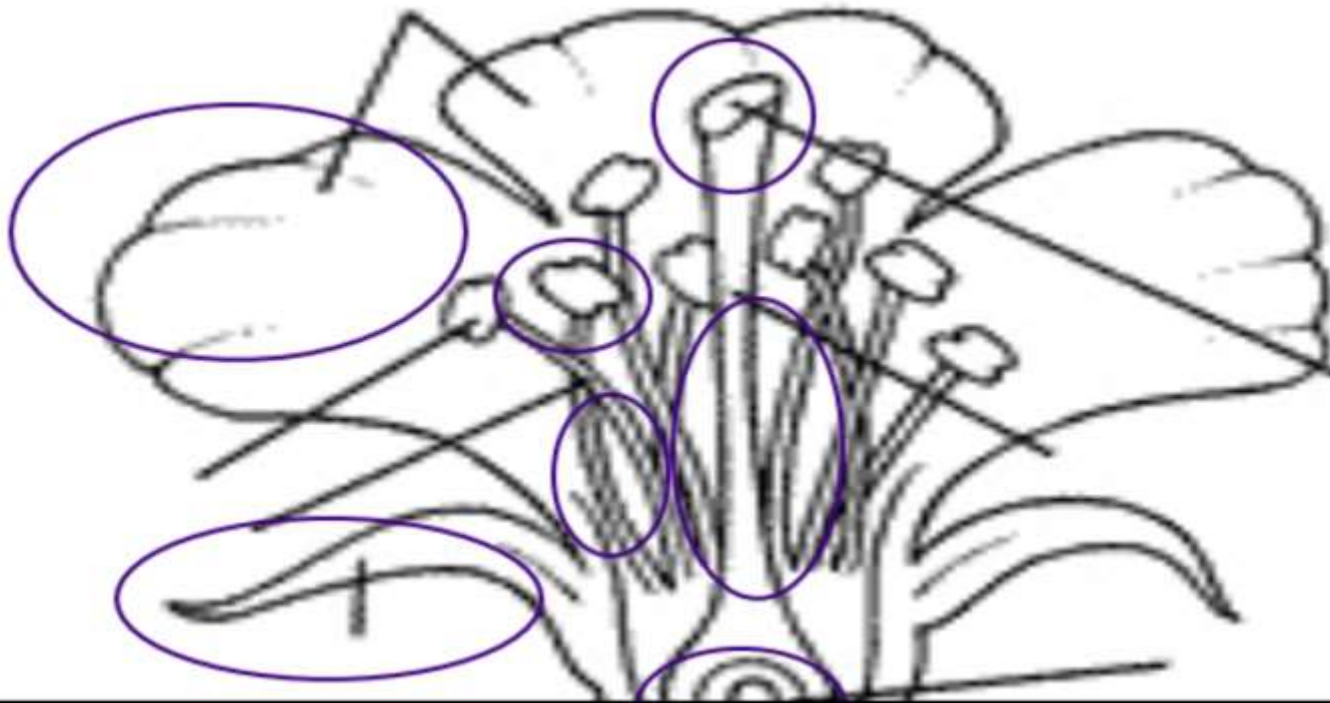
Location

00:00

00:00

Play the tape. Make a **circle around** each flower part you hear.

Parts of a Flower



Horizontal lines for taking notes.

NoteTaking Skills and Strategies

Compare notes with a classmate to make sure you didn't miss any important points.

When taking notes, make a conscious effort to pay attention. Concentrate on concentrating.



Notability

Sign In



Music

Movies

TV Shows

App Store

Books

Podcasts

iTunes U



Library

App Store > Productivity > Ginger Labs



Notability

Ginger Labs >

Details

Ratings and Reviews

Related

Screenshots

iPhone

iPad

\$2.99 Buy

This app is designed for both iPhone and iPad

★★★★☆ (329)

Rated 4+

LINKS

Developer Website

© Ginger Labs, Inc. 2013

Example

Given: Two blocks of different materials are assembled as shown. The densities of the materials are $\rho_A = 150 \text{ lb/ft}^3$ and $\rho_B = 400 \text{ lb/ft}^3$.

Find: The center of gravity of the assembly.

$\bar{x} = \frac{2(8-2)}{3} = 4 \text{ m}$ $\bar{y} = 1 \text{ m}$ $\bar{z} = \frac{6}{3} = 2 \text{ m}$

$\bar{V}V_A = 125 \text{ ft}^3$ $\bar{V}V_B = 3125 \text{ ft}^3$

$\bar{V} = \frac{6 \times 6}{2} \times 2 = 36 \text{ m}^2$

Baker Beach Hike

Start at the top of the beach (look for the Coastal Trail sign pictured here) for the totally unexpected "reverse bridge" view of the Golden Gate.

Then take the Sand Ladder steps to scenic Baker Beach.

Take your time, and remember to:

- Feel how cold the Pacific Ocean is.
- Enjoy the view of the Golden Gate Bridge.
- Turn around and see the amazing views of the homes on the hills opposite the bridge.
- Make sure to ask the fishermen what they are catching.
- Leave some time to relax and people watch.

Wish you were here!

Basic Fleet Guidelines

- 15 + knot winds: white cap water
- To fix purpling, apply back pressure (set sail)
- Get out the water: Get with rough water
- Power on - Rough water
- Hear it! Pop the Rough water

Sailing

- Rudders up
- Flap portside
- Elbow Down (Colum forward)
- Column opposite Butler

X Sailing technique: Roll down if no reversal moment

Plan taxi

- Transition to take off
- High nose up, high power setting

Search all notes

- Syllabus Modified Oct
- Determin Modified Oct
- Planar a Modified Oct
- Distribut Modified Oct
- Moment Modified Oct

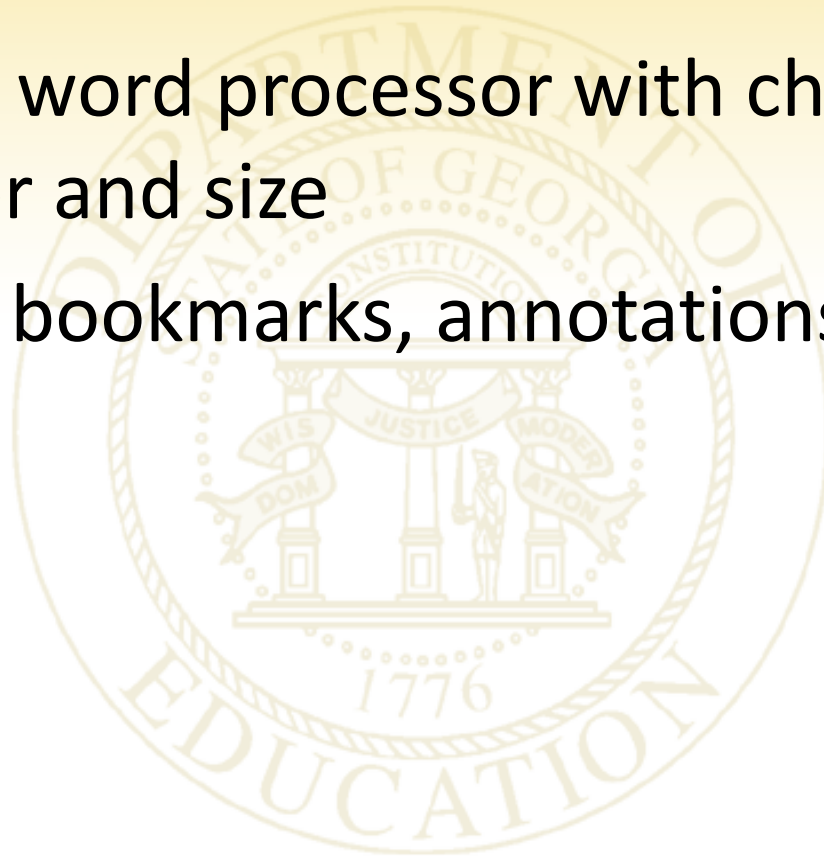
Notability

- Synchronized note and audio recording
- Annotate PDFs
- Import forms, contracts, worksheets, documents, presentations & books through Google Drive
- Organize notes by subject in the library
 - Color-coded folder organization
- Auto back-up to Dropbox, Box, Google Drive, webDAV, & iCloud



Notability

- Advanced word processor with choice of font style, color and size
- Search by bookmarks, annotations or keywords



Notability



ASHA Nov 15, 2012

Nov 14, 2012, 7:44 PM

Analyzing Lang development of physically impaired kids using AAC

Handout posted @ program planner

CWUAAC- children who use AAC, assessment of expressive Lang - very important part of development of AAC systems, measuring progress on goals, obtaining services, funding, justification for continuation of services

What priced typically used - formal - norm based - prefer informal Lang sampling ore real world especially for severely involved kids

Informal procedures - spontaneous

Language sample - check handout

Collecting - recommended length of sample 50-100 utterances

Analyzing - SALT mlu words/morphomes. - types do wordss used , m,orphological endings, get mlu,vocab, grammar,

Damico's analysis - quantity, qualitym

Quad profile

How do wee apply these methods to AAC?

Discussed research in Lang develop in AAC users change to intervention

Factors affecting Lang develop

- vocabulary , not self chosen, done by adults,

- vocab not sufficient to develop Lang

- do they have morphological variations

- visual representation has to be learned

- how ls vocal organized?

- communications partners, too many questions too few opportunities, fail to recognize comm attempts

- computerized tools - LAM, PeRT (performance report tool) get info on pragmatism,semantics, syntax, morphology,Lang representations methods rate of comm, minutes of comm, fluency of comm

Case study - uses LAM, also need face to face to verify, collect at least 50utternances, one more

What ere the rules of sample analysis - analyze for MLU, need to recalculate on pre stored sentences/phrases/words (open - verbs, nouns, adj - & closed - no morphological variations - class) how does that alter calculation of MLU.? Generous rules - count as if verbal, give extra credit for morphological meta linguistic skills most kids not aware of I.e., eat, eats,eating,ate, eaten,to. Strict rules - count pre stored As 1 morpheme, pre stored compound words as 1 morpheme unless stored as individual words (week end). Moderate rules - follow normal rule as close as possible with exception of pre stored , count pre stored phrases and coping words with normal rule, open class words - count bound morphemes ass normal

Whatever use be consistent

Tracey Kodak - continuation of language learning profile

NoteTaking Skills and Strategies

"Students who don't take notes well, don't use them. They lose faith in the process." Jim Burke

Start a new page for each new class each day. Date it. Leave space between topics or ideas so you can scan the page more easily later.



MyScript Notes Mobile

App Store > Productivity > Vision Objects



MyScript Notes Mobile

Vision Objects >

Details Ratings and Reviews Related

\$7.99 Buy

★★★★☆ (26)

Rated 4+

LINKS

License Agreement
Developer Website

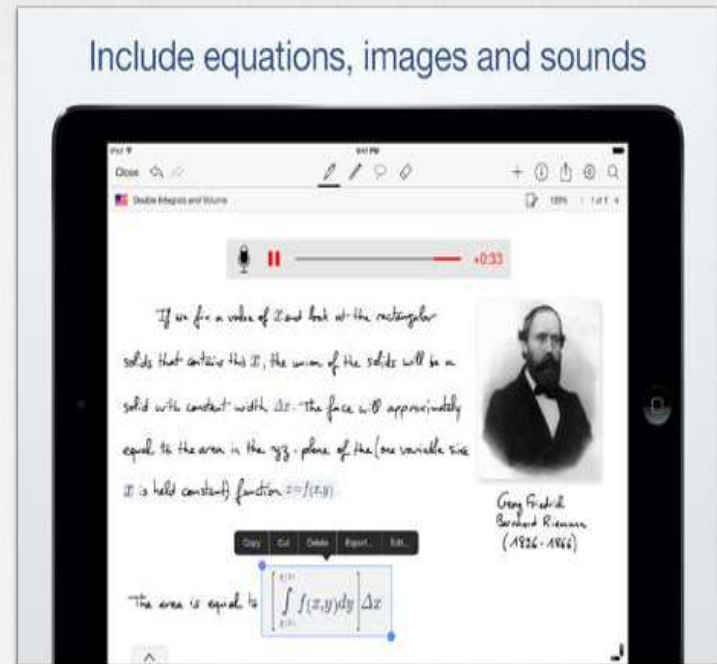
© Vision Objects

iPad Screenshots

Interact with your handwriting



Include equations, images and sounds



Description

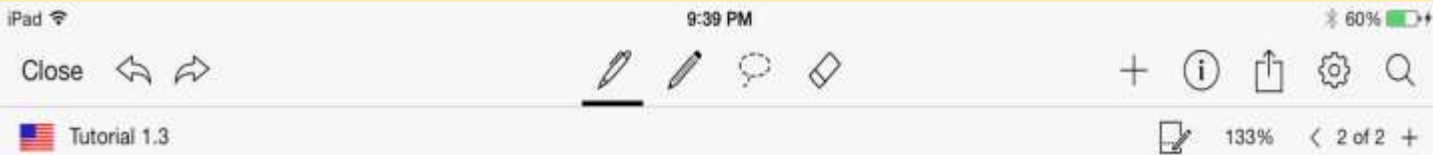
With MyScript Notes Mobile, you can take notes with your own handwriting, draw, insert pictures and do more. You can even search your handwriting notes, an

MyScript Notes Mobile

- Handwriting recognition
- Annotate PDFs
- Math equation support
- Add voice recording to notebooks
- Import MP3, AAC (advanced audio coding) sound files



MyScript Notes Mobile

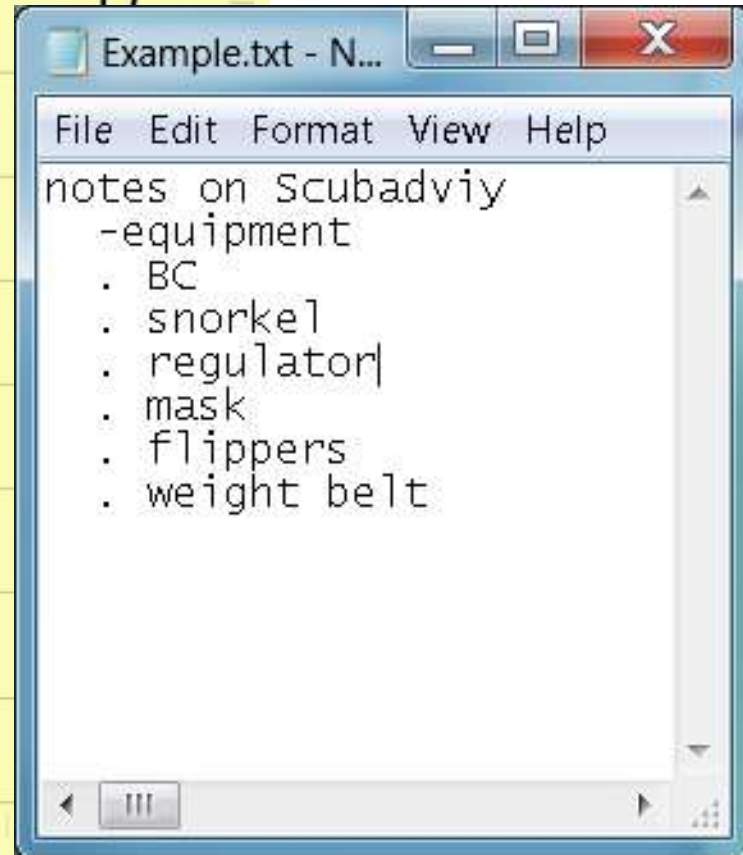


movies!

Notes on Scuba diving

- equipment

- BC
- snorkel
- regulator
- mask
- flippers
- weight belt



NoteTaking Skills and Strategies

Take down key words and concepts, not sentences.
Develop your own system of abbreviations or symbols [such as w/ for “with” or & (ampersand) for “and” or even math symbols such as > to take down key points].

Listen for word clues from the teacher. Teachers often signal what's important to note, using phrases such as "the three incidents that led to the War of 1812 were"



NoteSuite



\$4.99 Buy

★★★★★ (68)

Rated 4+

LINKS

Developer Website

© 2013 Theory IO Corporation. All rights reserved. Portions copyright as follows -- libEtPan! Copyright 2001, 2005 DINH Viet Hoa. Mailcore Copyright 2007 Matt Ronge. SBJSON Copyright 2008 Stig Brautaset. CMU libsasl Copyright 2010-2013 PSPDFKit. Copyright 1998-2003 Carnegie Mellon University.

NoteSuite - Notes, To-do Lists & PDF Annotation Notebook

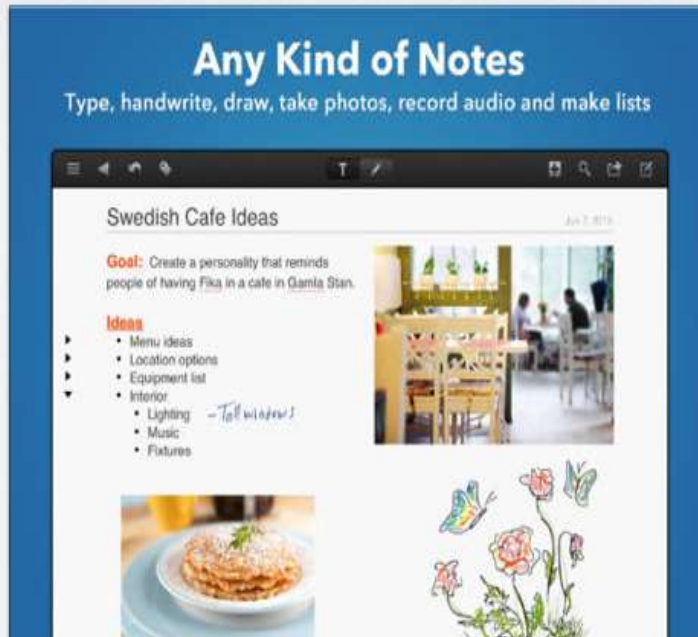
theory.io >

Details

Ratings and Reviews

Related

iPad Screenshots



Description

NoteSuite combines powerful note-taking, task management, document annotation, and web clipping in one easy to use app. NoteSuite works anywhere, syncs with your Mac, and does not require a subscription.

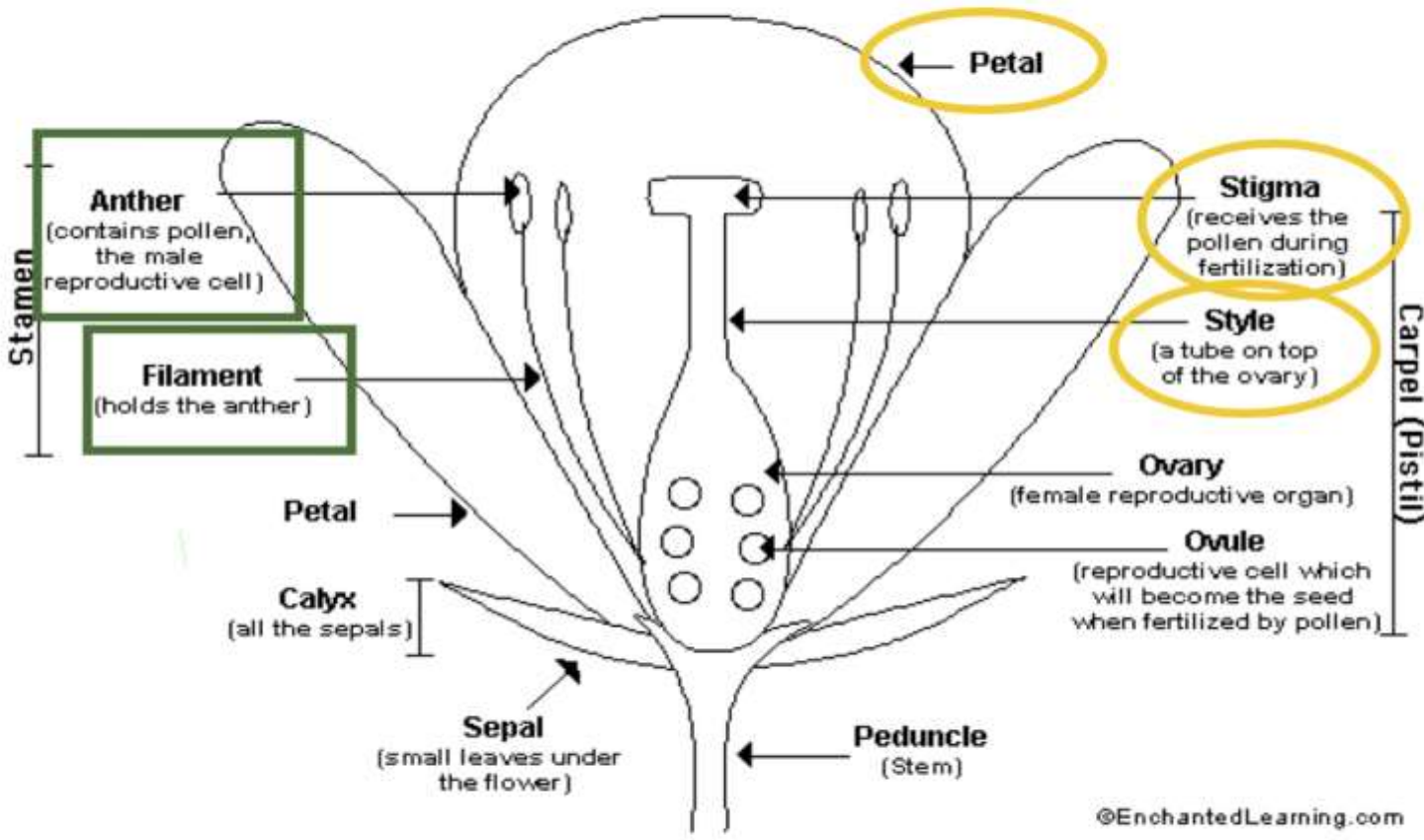
Type, handwrite, draw, record audio, and arrange photos on any page. Manage to-dos together with your notes and documents. Annotate PDFs, and read and

NoteSuite

- Type, handwrite, draw, record audio, and arrange photos on any page
- Annotate PDFs
- Organize by folders or tags
- Save to Dropbox, Google Drive, or Box
- Allows searching in a variety of file formats: pdf, MS Word, PowerPoint, rtf



NoteSuite



©EnchantedLearning.com

The Flower:

The flower is the reproductive unit of some plants (angiosperms). Parts of the flower include [petals](#), [sepals](#), one or more [carpels](#) (the female reproductive organs), and stamens (the male reproductive organs).

NoteTaking Skills and Strategies

The most effective note-taking is active not passive. Active learning helps you to make meaning from what you learn: passive learning is allowing yourself to be an empty vessel into which knowledge is poured with no way of organizing or making meaning from it. You are less likely to remember things you learn passively.



NoteTaking Skills and Strategies

The main aim of note-taking is to record and remember. Good note-taking involves analyzing and organizing the information to build a better understanding of the subject, and therefore aiding recall.




**This presentation is available, along
with additional note-taking
resources, on the GPAT website
under AT Presentations**

<http://www.gpat.org/Georgia-Project-for-Assistive-Technology/Pages/AT-Presentations.aspx>



Dr. John D. Barge, State School Superintendent
"Making Education Work for All Georgians"
www.gadoe.org



Questions



Dr. John D. Barge, State School Superintendent
"Making Education Work for All Georgians"
www.gadoe.org

Contact Information

Gina Gelinas

ggelinas@doe.k12.ga.us

DeeDee Bunn

dbunn@doe.k12.ga.us

Georgia Project for Assistive Technology

www.gpat.org



Dr. John D. Barge, State School Superintendent

"Making Education Work for All Georgians"

www.gadoe.org



Webinar Evaluation

Please take a moment to complete our survey:

<https://www.research.net/s/TFLwebinar>

