

polytec

THERMOLAMINATED doors & panels



ISSUE: 05e

polytec offer an express sample service.

Visit www.polytec.com.au to order your free sample.

polytec

www.polytec.com.au

p 1300 300 547

Create your look



THERMOLAMINATED

polytec's beautifully crafted range of **THERMOLAMINATED** doors & panels will add character to your home. From sleek, contemporary minimalistic designs to the more traditional look of country style doors, **polytec** can supply a style that will complement your kitchen.

THERMOLAMINATED doors & panels are made from profiled moisture resistant E-Zero MDF, constructed with a durable and decorative surface on the face and edges. The result is a stylish, fully profiled door. Its thermoformed surface makes it resistant to the usual knocks and bumps of a busy household, ensuring your kitchen will remain a showpiece for years to come.

THERMOLAMINATED doors & panels are available in a range of colours, profiles and surface finish options. Our stunning Gloss finish is available in both solid colours and timberprints, which are a classic feature in today's modern kitchen. This unique feature enhances the natural and realistic look of the timberprint design. All surfaces are non-porous and easy to clean, and so will retain their beauty, providing years of trouble free service.

Stylish, functional, and simple, **THERMOLAMINATED** doors & panels are suitable for any internal joinery application including vanities, wardrobes, custom built furniture, storage units and laundry cupboards.

Using the highest grade materials and ultra modern technology, **polytec** products are exceptional in design and durability.

All **polytec** manufactured doors come with a 7 year limited warranty, giving you peace of mind.

polytec are the market leaders in custom-made kitchen cabinet doors. Our success is a result of over 20 years manufacturing experience and we are proudly Australian made and owned.



THERMOLAMINATED Atlanta doors and drawer banks in Classic White Matt with six square profile door frames and Clear glass inserts.



STYLE 5 detailed profile available in 21mm only, not available in Gloss



Allandale
EM9



Branxton
EM9



Briar
EM9 (only)



Keimbah
EM9



Pokolbin
EM9 (only)



Rothbury
EM9

EM = Edge Mould

Cross section diagrams not drawn to scale.



THERMOLAMINATED Atlanta doors and drawer banks in Classic White Matt with six square profile door frames and Clear glass inserts.



Grafton
EM2



Bowral
EM2



Woongarrah
EM2



Oberon
EM9



Cammeray
EM9



Classic Square
EM4



Broome
EM2




Ballarat
EM2



Patonga
EM2



Jersey
EM9



Manhattan
EM9




Country Square
EM4



Lismore
EM7



Tamworth
EM2



Casino
EM9



Dural
EM9 (only)



Macquarie
EM2



Bayswater
EM2

STYLE 4 detailed profile



Farnborough
EM4



Farmhouse
EM4




Federation
EM5



Berrima
EM9



Berrilee
EM9




Stratford
EM9

EM = Edge Mould


Cross section diagrams not drawn to scale.



THERMOLAMINATED Casino doors and drawers in Cinder Matt.
Shelving in RAVINE Sepia Oak.




Sofia
EM0




Atlanta
EM2



Argentina
EM6



Copenhagen
EM2



Colombo
EM7



Amsterdam
EM2



Corfu
EM0




Edinburgh
EM1



Beirut
EM2



Rio
EM6



Carlton
EM2



Dublin
EM2



Valencia
EM1




Chesterfield
EM0



Christchurch
EM2



Prague
EM9



Broadway
EM9




Leon
EM0

THERMOLAMINATED Cammeray doors and drawers in Black Natura with Bronte recessed handles.

THERMOLAMINATED Guilford overhead doors in Greige Matt.

Wine cabinet doors in **MELAMINE** Black Wenge Matt.



STYLE 3 sharp profile

available in all colours and finishes



Lima
EM2



Seoul
EM6



Bali
EM2



Washington
EM2



Cambridge
EM9



Tokyo
EM9

EM = Edge Mould


Cross section diagrams not drawn to scale.



THERMOLAMINATED Manchester doors and drawers in Tempest Woodgrain.



Hanoi
EM1



Albury
EM1



Preston
EM1



Lithgow
EM2



Bathurst
EM2



Cleveland
EM1



Bendigo
EM2



Yass
EM2



Wellington
EM1



Cooma
EM1



Bega
EM1




Auckland
EM1



Mildura
EM2



Swan
EM9



Parkes
EM0




Torino
EM3



Dorrigo
EM9



Maroochydore
EM0



Calcutta
EM1



Mudjee
EM1



Teralba
EM1

Not Available in Gloss



Croydon
EM9

Not Available in Gloss



Madrid
EM1

Not Available in Gloss



Mona Vale
EM9

EM = Edge Mould

Cross section diagrams not drawn to scale.




STYLE 2 soft profile


STYLE 2 recessed handle

STYLE 1 minimal profile


available in all colours and finishes




Monterey
EM9 (only)
Not Available in Gloss



Bronte view from front



Manchester
EM0



Guilford
EM9



Vienna
EM1



Kiama
EM12



Molong **NEW**
EM0
Not Available in Gloss



Bronte angled view from front



Bronte angled view from rear


Bronte
EM9
Recessed Handle



Paterson
EM7




Munich
EM3




Softline
EM8



Hamilton
EM5



THERMOLAMINATED Cammeray drawers in Black Natura with Bronte recessed handles.



Brussels
EM2



Napoli
EM6



Kunda
EM1 (L + R only)
R 3mm (Top + Bottom)



Sanda
EM11 (L + R only)
R 3mm (Top + Bottom)

RETURN PANELS



THERMOLAMINATED Cammeray doors in Black Natura with 18mm Return Panel.

Now available from **polytec** are **THERMOLAMINATED** Return Panels. Featuring a seamless square front edge in either 18mm, 21mm, 36mm or 42mm, the Return Panels are ideal for creating a contemporary quality look for your end panels.

The Return Panels can be co-ordinated to match or contrast your doors as they are available in all **THERMOLAMINATED** colours and finishes.



THERMOLAMINATED Cammeray doors in Black Natura with 36mm Return Panel.

DOOR FRAMES



THERMOLAMINATED Manchester doors in Grey Oak Natura with single square profile door frames and Starphire White glass inserts.

polytec's **THERMOLAMINATED** door frames will give your kitchen cabinetry an open, spacious feel and provide a unique showcase to display ornaments or kitchen accessories.

The addition of either square or arched colonial frames can provide a more traditional look to your kitchen design and add a point of difference.



THERMOLAMINATED Manchester doors in Grey Oak Natura with four square profile door frames and Starphire White glass inserts.

Recessed Rails

Minimalist and handle-free doors and drawers are the latest trends in kitchen design. To create a modern space with flowing horizontal lines, **polytec** offer a range of recessed rails to match our **THERMOLAMINATED** doors & panels. **polytec** also offer a range of recessed handle door styles, refer to page 28.



Shelving

polytec helps you integrate shelving units into your kitchen by providing **THERMOLAMINATED** panels in matching colours. Shelving is another way to re-style your kitchen, allowing ornaments and books to be rotated to show your personality and evoke different moods and styles.



Roller Shutters

Roller Shutters provide handy storage for bench top appliances. The shutters can be easily accessed as required, or quickly concealed to keep your kitchen tidy.



Drawers

polytec manufactured drawer banks are available in a range of styles to suit the profile of your doors. For a traditional look choose individual drawers to enhance the crafted look of each panel. For the more contemporary integrated look choose a drawer bank style that matches the adjoining doors.



Decorative Flutes

polytec Decorative Flutes are available in 7 different styles, in the entire **THERMOLAMINATED** colour range and finishes. Add a touch of old world elegance with these timelessly traditional design features.



Heat Deflectors

Flush mounted ovens are often not designed to deflect heat away from surrounding surfaces. **polytec** offer metal heat deflector strips for use where such ovens are alongside **THERMOLAMINATED** doors & panels. Please note that if heat deflector strips are not used, warranty will be void.



When installing **THERMOLAMINATED** vinyl doors above and around a range hood ensure the range hood is installed to comply with the Australian Standards AS/NZS 4386.1. At a minimum the range hood should match the depth of the cooktop.

polytec does not recommend the use of concealed range hoods with **THERMOLAMINATED** doors & panels.



PROFILE DOORS

polytec is the market leader when it comes to innovative door products. With the largest range of profiles and finishes, you can select a style that will complement your project.

Available in THERMOLAMINATED doors or CUT & ROUT doors ready for painting, there is a design that will suit your needs.

Styles & Thicknesses

Profile doors and panels are manufactured using 18mm/21mm machine grade moisture resistant medium density E0 fibreboard.



- | | | | | |
|---|---|---|---|---|
| <p>STYLE 1
Minimal Profile
Example: Guildford
Available in 18mm/21mm</p> | <p>STYLE 2
Soft Profile
Example: Yass
Available in 18mm/21mm</p> | <p>STYLE 3
Sharp Profile
Example: Sofia
Available in 18mm/21mm</p> | <p>STYLE 4
Detailed Profile
Example: Brooklyn
Available in 18mm/21mm</p> | <p>STYLE 5
Detailed Profile
Example: Keimbah
Available in 21mm</p> |
|---|---|---|---|---|


Recessed Handles

Your doors can ultimately be fitted with your choice of handles but if you are after that stylish, functional and simple look, polytec offer a selection of integrated finger grip designs. Refer to page 22 for THERMOLAMINATED options or page 29 for CUT & ROUT.



- | | | | | |
|--------|------------------------|-----------------------|-----------------------|----------------------|
| Bronte | Kingsford (CUT & ROUT) | Waverley (CUT & ROUT) | Clovelly (CUT & ROUT) | Portsea (CUT & ROUT) |
|--------|------------------------|-----------------------|-----------------------|----------------------|

Edge Moulds



- | | | | |
|-------------------------------|--------------------------------|--------------------------|--------------------------------------|
| EM0 = Square | EM3 = Large Bevel | EM6 = Roman | EM9 = 3mm Pencil Round |
| EM1 = 6mm Pencil Round | EM4 = Step Pencil Round | EM7 = Small Bevel | EM11 = Small Bevel (L+R only) |
| EM2 = Thumb Mould | EM5 = Step Bevel | EM8 = Softline | EM12 = Small Chamfer |

CUT & ROUT only STYLE 4



Oceanic 7mm
EM9



Brooklyn
EM9



Galston
EM9

CUT & ROUT only STYLE 2 Recessed Handle



Waverly
EMO
18mm only, Recessed Handle



Clovelly
EMO
Recessed Handle



Kingsford
EMO
Recessed Handle



Portsea **NEW**
EMO
Recessed Handle





THERMOLAMINATED solid range



Darker colours will show superficial wear and tear more readily than lighter coloured surfaces and require more care and maintenance.

THERMOLAMINATED studio range

polytec swatches and samples represent a small area of the overall colour structure. To view the large colour sample, visit www.polytec.com.au.



Darker colours will show superficial wear and tear more readily than lighter coloured surfaces and require more care and maintenance.



GREEN

polytec is committed to an eco-friendly and sustainable environment. It is an intrinsic part of the way we do business daily. Our decisions are made so that they have minimum negative impact on the environment.

Our product is manufactured from managed and renewable plantation pine, and on request can be purchased as Responsible Wood chain of custody certified. All polytec board products are manufactured from E0 or E1 MDF.

We manage waste responsibly through numerous recycling programs including aluminium and metals, used oils and timber waste is recycled back into energy. We subscribe to local government environmental initiatives and voluntary audits as well as our own internal Energy and Carbon Management Policy (ECM), which aligns with the Australian Government's Energy Efficiency Opportunities (EEO) program.

polytec doors and benchtops are Australian Made & Owned.

CARE

Your THERMOLAMINATED doors and panels are made from a Moisture Resistant Medium Density Fibreboard (MR MDF), but as with many wood based panels, they are not waterproof. Care should be taken to wipe up spills immediately, ensuring the doors are not exposed to high or continuous levels of moisture, steam and humidity.

THERMOLAMINATED doors and panels should be cleaned by wiping down with a white damp soft cloth and warm soapy water. For more stubborn stains use a mild household cleaning spray. Always ensure you refer to the recommendations provided by the manufacturer of the cleaning product before use.

By following these simple steps you should retain a beautiful kitchen surface for many years.

Visit www.polytec.com.au for specific care and cleaning information. Darker colours will show superficial wear and tear more readily than lighter coloured surfaces and require more care and maintenance.

The colours and details shown in this brochure are to the highest standards in printing. However, they should only be used as an indication of actual product colour. To order your free colour sample visit www.polytec.com.au. polytec swatches and samples represent a small area of the overall colour structure, to view the large colour sample, visit www.polytec.com.au

The use of our current colour samples gives the colour and finish that a customer would expect to receive. polytec does not guarantee exact colour matches across product ranges due to colour variation in each product group.

OUTSIDE COVER: THERMOLAMINATED Casino doors and drawers in Cinder Matt.
Shelving in RAVINE Sepia Oak.

INSIDE COVER: THERMOLAMINATED Casino doors and Guilford drawers in Cinder Matt.
Shelving in RAVINE Sepia Oak.