



This **Angry Birds** Kindergarten Pack features the following Kindergarten literacy and math skills...

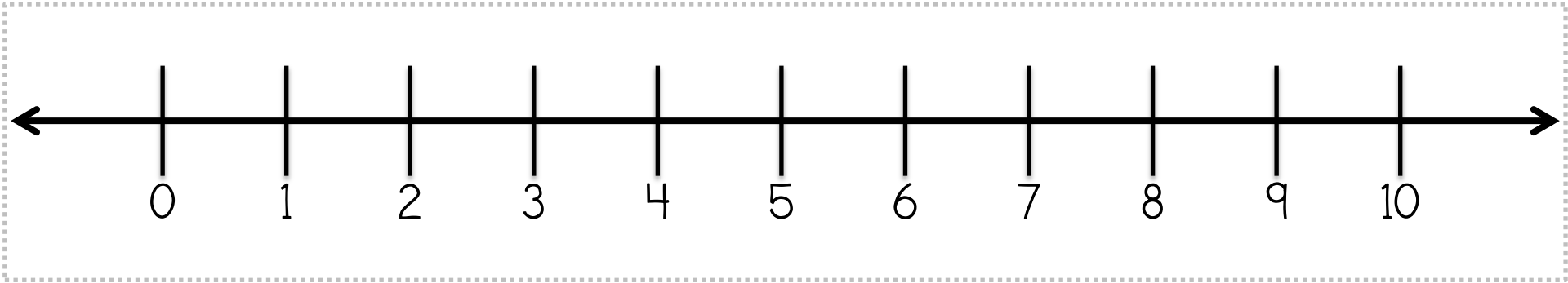


- Using a number line
- Greater Than/Less Than
 - Identifying coins
 - Basic Fractions
 - Sorting
- Ordering Numbers 1-30
 - Color Words
 - Sight Words
- Matching Descriptive Sentences
 - Rhyming Words
 - Easy Reading

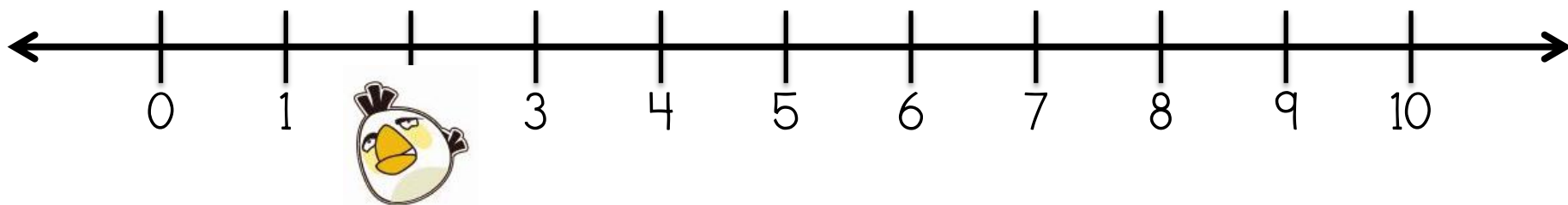
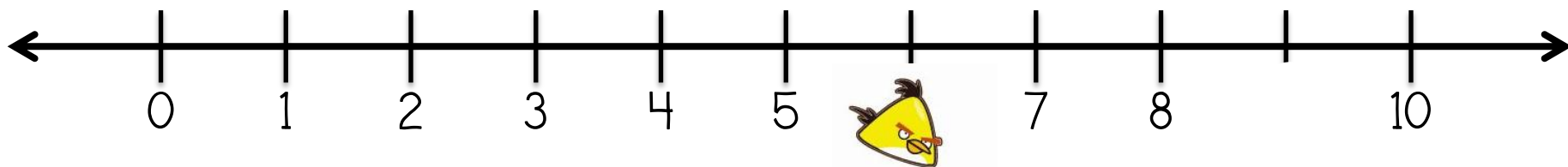
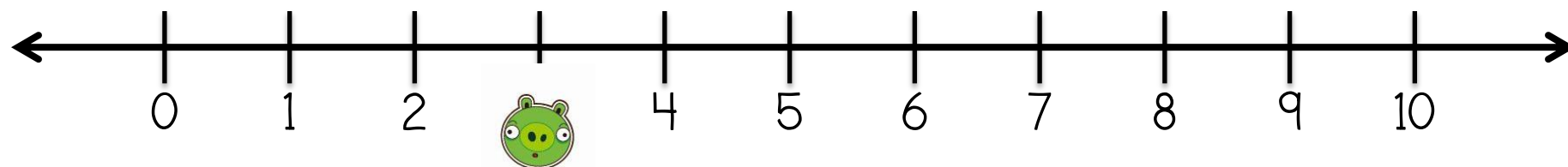
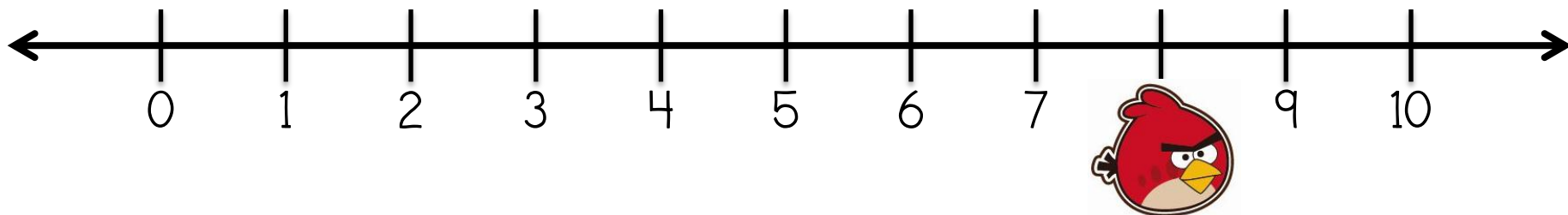


Cut out the number line and the characters. Use a character to cover up a number and have your child practice figuring out the hidden number. Use words such as “what number is before, after, or in between” to help learn math vocabulary!

Use the following page for more practice, cut the lines into strips if you want to, or leave the page whole.

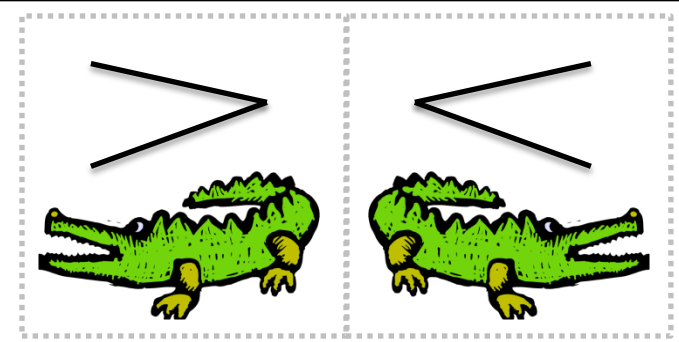


Which number is hidden?



Print this page and cut out the rectangles and the alligator squares. Laminate is possible. Use the floor or a pocket chart to choose 2 amounts and have your child put the correct "alligator" for less than or more than in between the amounts!

© www.1plus1plus1equals1.com







What did each Angry Bird find? How many did each Angry Bird find?

Use this page to help your child with identifying coins! Leave the page whole or cut them into cards, use real coins to match/sort too!




Match the Coins

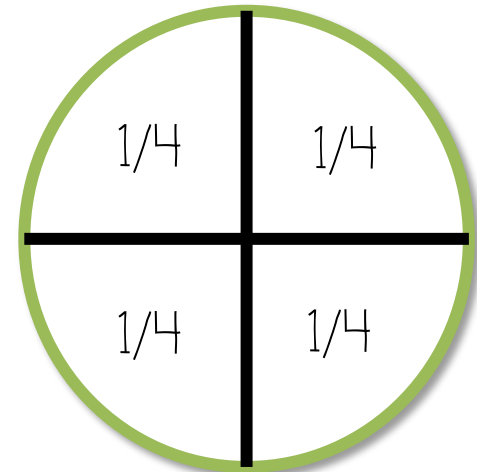
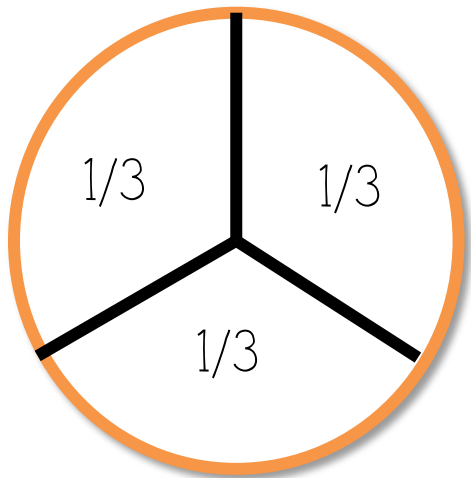
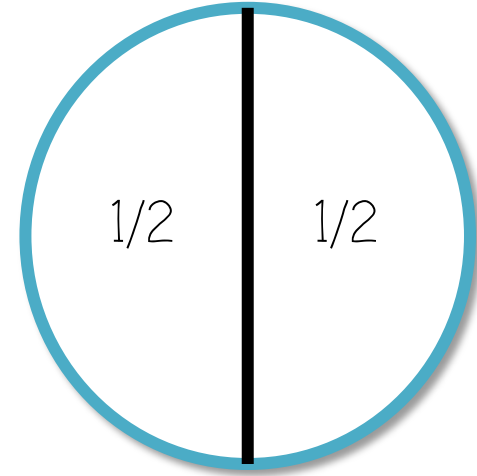
Gather 4 of each type of coin and introduce the values and sizes of each coin.
Leave the page whole or cut them into cards, having your child sort the coins!

1	Penny	1	5	Nickel	5
1		1	5		5
10	Dime	10	25	Quarter	25
10		10	25		25

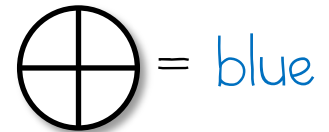


Use this page as a teaching tool, showing your child how the circles are divided.
You could print 2 copies and cut out one for matching and even cut the fraction
pieces apart to match if your child is more advanced!!



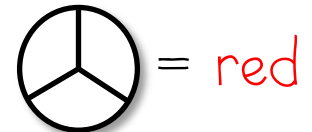
Angry Fractions



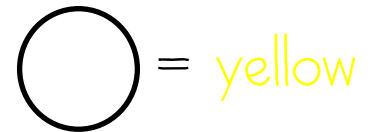
Use dot paint to find the fractions on the Angry Bird!



= blue



= red



= yellow



= green

Cut and Sort!

BIRDS

PIGS



Cut the rectangles out and mix them up to have your child match the sentences to the correct character!



The bird is red.



The bird is blue.



The pig is green.



The bird is white.

Cut the rectangles out and mix them up to have your child match the sentences to the correct character!



The bird is yellow.



The bird is black.

Use on the floor or in a pocket chart!

I Like

ANGRY BIRDS

Staple Here



The bird is red.



The pigs are green.



The bird is blue.



The bird is white.



The bird is yellow.



The bird is black.

**ANGRY
BIRDS**

I like Angry Birds!

What rhymes with pig?

Dot Paint or color only the words that rhyme with pig.



pig

ham

big

wig

hat

top



fig

cat

dig

pan



big

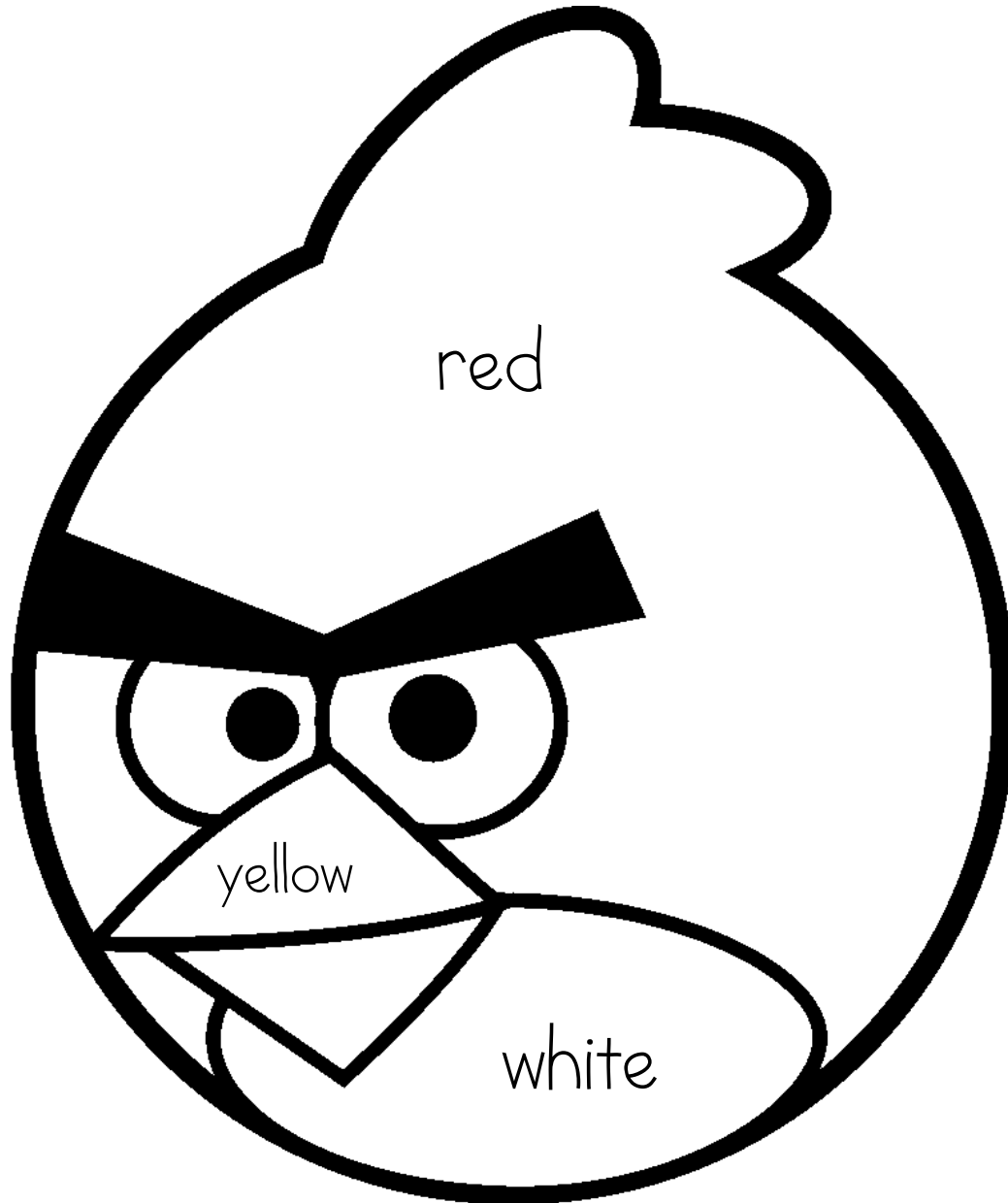
tip

pot






rig

ten

Color by Word



Find words you can read!



Write or trace the missing numbers

1	2	3		5	6
7		9	10		12
13	14	15		17	18
	20	21		23	24
25		27	28		30