




St George's
Church

Toddler Group

Thursday 4th February 2021

Today we are looking at Days 5 & 6 of
Creation...Fish & Birds & Animals, Man & Woman...



Each week I will email out a Toddler session to include a craft, possible story, song, our Tidy up Song! and anything else that I think will fit in our session. We may still not be able to meet together in person, but we can do Toddlers.

Please do remember that you are not on your own and should you want to contact me feel free to do this either by email or phone (07594608590).

It would be lovely to keep up to date with your news that you are happy to share with the Toddler family, so if you have a birthday do let us know so that we can wish you a "Happy Birthday from Toddlers!" If you have other news, photos to share or ideas of activities that you are doing at home that could bring encouragement to others please do let me know and I will share this on your behalf each week...enough of me talking let's do Toddlers!!

For the next 2 weeks we will be looking at the story of creation. This week looking at days 5 & 6, Fish & Birds & Animals, Man & Woman.

As soon as we safely find ourselves out of the latest lockdown we hope to be able to re-start Toddlers in some shape or form meeting in person. I will keep you updated with any new developments.

Today's session crafts are all creation related! I am not sure what craft resources you have available to you so adapt these to suit whatever you have available at home.

It would be wonderful to share your creations with our Toddler family next week so please do send me your pictures if you are able to via email kathrynhb.stgeorges@gmail.com and I will share these with you on next week's session. Only include your child in the picture if you are happy for them to appear on the photos which will only be shared to the contacts that I hold for our Toddler family.

Below are 4 different creation craft ideas for you plus 2 colouring sheets. Scroll to the bottom of the document to see all these & this week's songs plus days 3 & 4 of the story of creation with actions!

I hope that you enjoy the session...

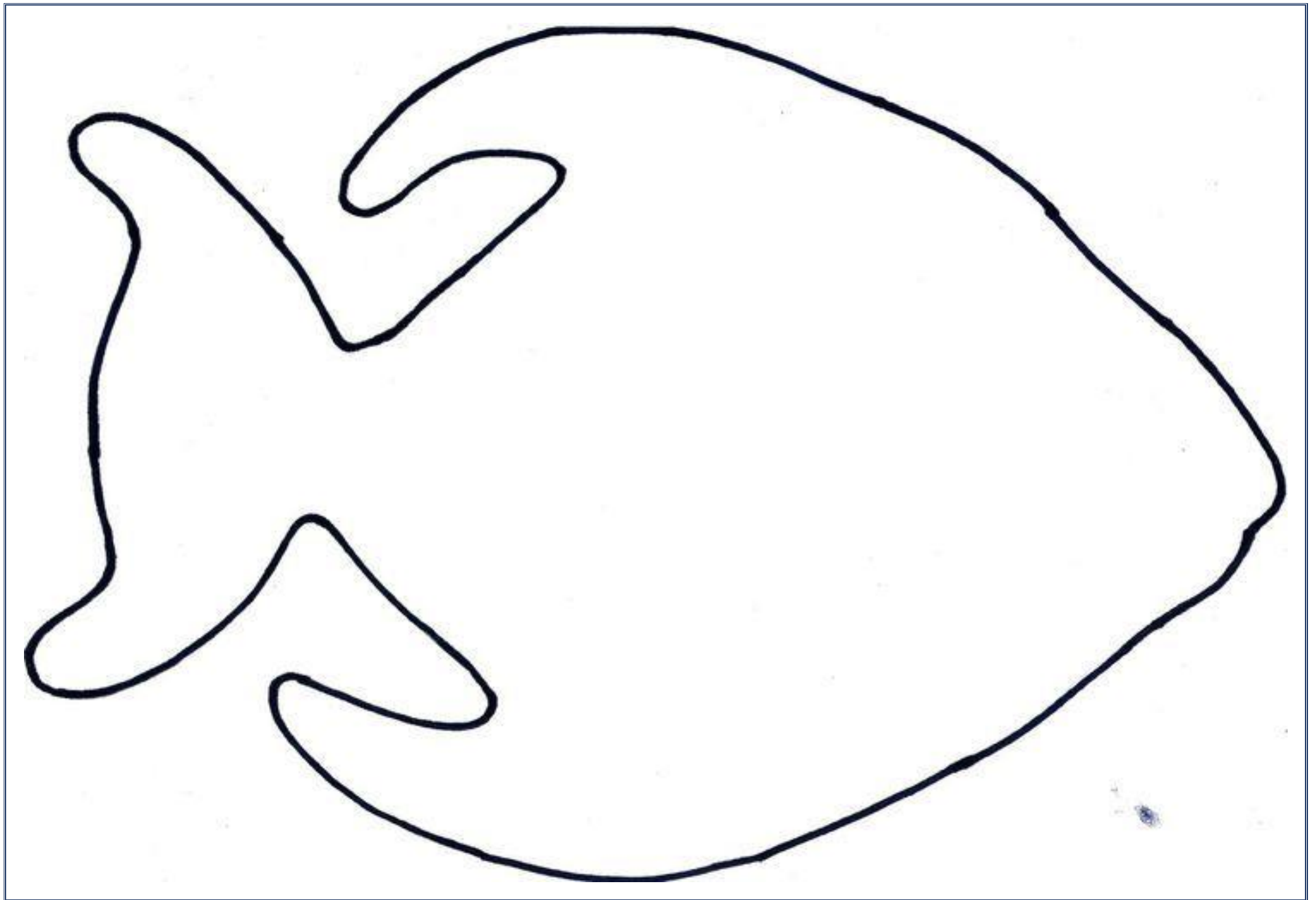



Fish Craft...

You could draw a fish outline or use the template on the page below and print scales on to your fish.

They have used a celery stick in the picture above!

You could use whatever you have available to you to make your fish creation. It could be shiny, smooth, or rough in texture. What will you use?!





Bird Crafts...

Above are 2 different bird crafts. The first is a handprint bird, you could paint your hand multi-coloured for your bird creation. Adding googly eyes and legs and a beak.

The second idea uses paper and cupcake cases or if you don't have these you could fold and concertina paper for the same effect adding legs, a beak, and eyes.



Paper Plate Animals

It's amazing what you can do with a paper plate! If you don't have paper plates you could use plain paper or card for the same result.

See the ideas opposite for different animals that you could create.

These could be coloured, painted, or collaged using different materials and textures.

You could even make your creation into a mask by cutting 2 holes for the eyes and attaching either elastic or paper for a headband or a lolly stick to hold the mask up to the face instead.



Giant Person!

If you have a large piece of paper or an old roll of wallpaper.

Draw around yourself and then decorate to create a person.

You can colour, paint, or collage your person using whatever materials you have available to you.

If you don't have a huge piece of paper create a scaled down version on a normal sized piece of paper.

Below is a recipe to make Gingerbread people!...

Gingerbread People

Ingredients

- 350g/12oz plain flour, plus extra for rolling out
- 1 tsp bicarbonate of soda
- 2 tsp ground ginger
- 1 tsp ground cinnamon
- 125g/4½oz butter
- 175g/6oz light soft brown sugar
- 1 free-range egg
- 4 tbsp golden syrup


To decorate

- writing icing (optional)
- cake decorations (optional)



Method

1. Sift together the flour, bicarbonate of soda, ginger and cinnamon and pour into the bowl of a food processor. Add the butter and blend until the mix looks like breadcrumbs. Stir in the sugar.
2. Lightly beat the egg and golden syrup together, add to the food processor and pulse until the mixture clumps together. Tip the dough out, knead briefly until smooth, wrap in cling film and leave to chill in the fridge for 15 minutes.
3. Preheat the oven to 180C/160C Fan/Gas 4. Line two baking trays with greaseproof paper.
4. Roll the dough out to a 0.5cm/¼in thickness on a lightly floured surface. Using cutters, cut out the gingerbread men shapes and place on the baking tray, leaving a gap between them.
5. Bake for 12-15 minutes, or until lightly golden-brown. Leave on the tray for 10 minutes and then move to a wire rack to finish cooling. When cooled decorate with the writing icing and cake decorations, if using.



On the 6th day God said....

**“Let there be land
animals.”**

Let us

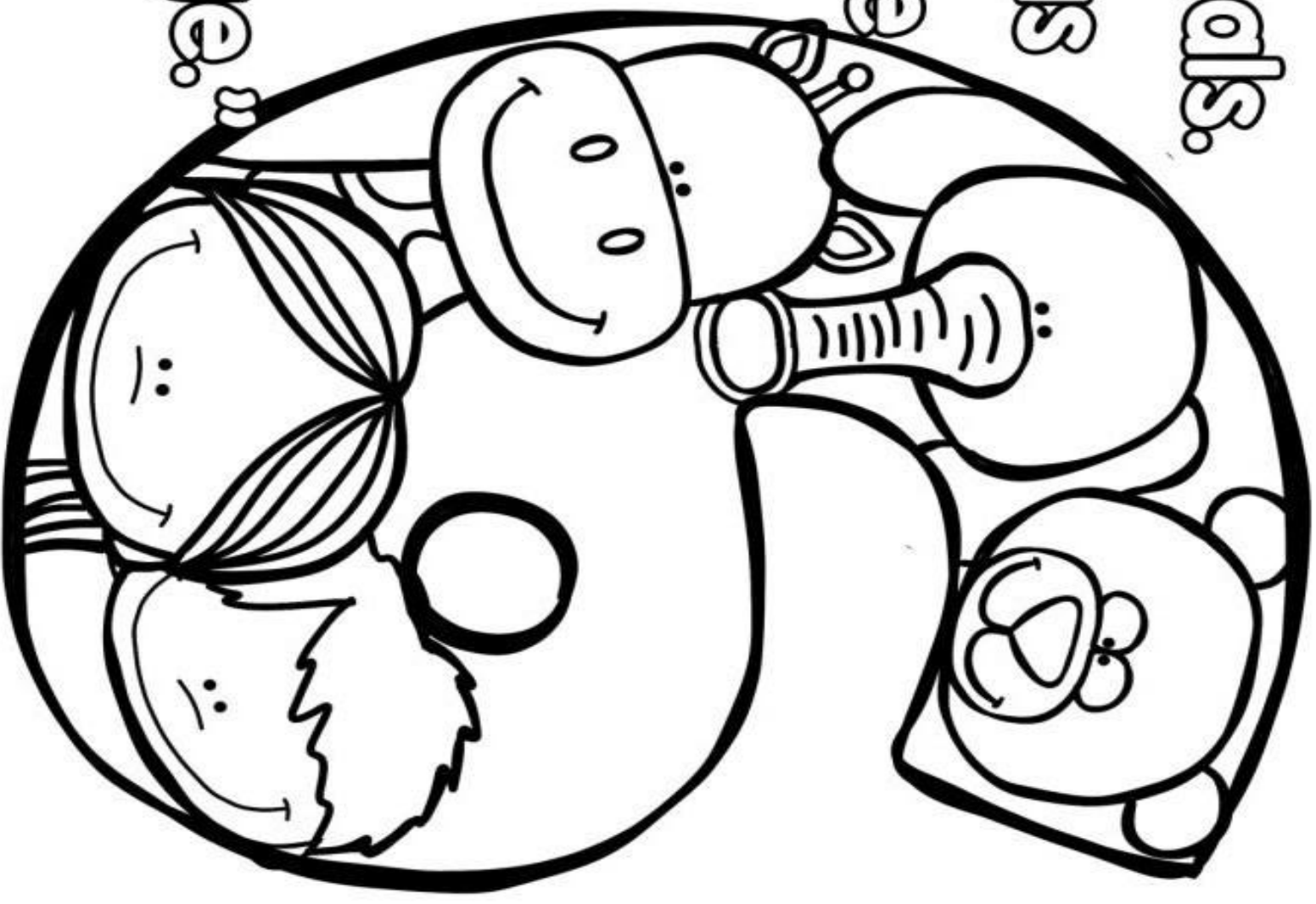
make

man

in

our

image.”



Here are our 2 action stories for this week to go with our crafts about days 5 & 6 of Creation.

Splishy Splashy, Squawky Talky

Genesis 1:20-23

Next, God said, "Fish." *(Make a fish face!)*

And there they were! Loads of sea creatures, splashing and swimming and doing whatever it is that octopuses do.

(Pretend you're a fish or a crab or an octopus.)

Then God said, "Birds." And they appeared!

Flapping *(Flap your arms.)*

and chirping *(Chirp like a bird.)*

and squawking! *(Go on – squawk like a parrot!)*

And that was the fifth day.

(Shout, "Hooray!")



In God's Image

Genesis 1:24-31; 2:4-7, 21-23

God said, "Animals!"

And there were wild animals, **(Roar like a lion.)**

farm animals, **(Moo like a cow.)**

and creepy, crawly animals too.

(Move your fingers like a spider.)

Then God said, "People."

And he created a man **(Say the name
of a man you know.)**

and a woman **(Say the name of a woman
you know.)**

made in God's image – a little like himself –

friends who could talk with him **(Say, "Hello, God!")**

and take care of his world. **(Make a big circle with your arms.)**

And that was the sixth day. **(Shout, "Hooray!")**



To access these simply press and hold ctrl + left click on your mouse. Please be aware that an advert may play before the song.

Jesus Love is Very Wonderful (don't forget to do the actions!)

https://www.youtube.com/watch?v=CaMVjO_GruA

The Grand Old Duke of York

<https://www.youtube.com/watch?v=TWWNFB8grkw>

Tidy Up Song

https://www.youtube.com/watch?v=LV1sMws_Gqg

Have a good week everyone.

From St George's Toddler Team.



 St George's
Church

Toddler Group