

TIDAL REPORTING V3 OVERVIEW

The Tidal Reporting application provided the following additional functionality separate from TIDAL Enterprise Scheduler:

1. Out of the box approx. 60 queries that provide additional analysis on Tidal data not provided by the Tidal application. The queries range from audit reports to monitoring reports, dependency charts and historical analysis.
2. Additional retention of Tidal data outside of the Tidal defined retention period. The data can be kept as long as is required separate from the live Tidal system thereby reducing the need to maintain historical data for a long period in Tidal, which will improve Tidal performance.
3. Queries against the TIDAL REPORTING application can be scheduled using Tidal scheduling or on demand by a user.
4. Multiple Tidal masters can be combined into one interface, user can easily switch between environment or a combined option is also available.
5. Authorized users can perform job control actions using REST/API against selected Tidal Master.
6. Query output can be in the format of a .CSV (or Excel) file, PDF format
7. User can control output from queries, sorting and selection criteria.
8. Business views based on current scheduled jobs will can automatically be generated.
9. Business views from all defined jobs and job groups can be automatically generated
10. Completely configurable as to what functions are available to users of the system.

11. Frequency of updated data from TIDAL can be configured, from almost instantaneous to hourly, or daily.
12. User can add additional queries to system, they will be handled similar to OOTB queries.
13. LDAP integration, user access and also workgroup mem
14. New queries can be requested and will become available to all users that have a maintenance agreement.
15. Multiple Tidal installations can be combined into one installation of Tidal Reporting, the user can switch between Tidal master or select a combined view.
16. Optionally the Tidal REST/API can be used to control tidal jobs. The job definition and job run instances can be controlled using this functionality.
17. The user can create their own customized pivot tables and charts using data from queries.
18. Windows and Linux OS are both supported. For database Oracle and SQL Server are both fully supported, if TIDAL supports the platform the Tidal Reporting Application will also support it. New releases of Tidal will also be supported soon after a new Tidal release is available. Tidal 6.5 is fully supported.

Main Dashboard:

Combined TIDAL Reporting Job Activity Job Activity SLA Operations Definitions Audit Customer Queries Favorites Tidal Master Utilities Import:06-02 06:00

SLA

Master	SlA Group	Jobrun I.:	Jobmst I.:	Id	Jobmst Name	Jobmst Prntname	Jobrun Status	SlA	St SlA	Start Tim.:	End Tim.:	SlA Start.:	SlA E
MainTES1	Group	9762940	22676	17	Copy of TIDAL SLA		Completed Normally			00:00:01	00:03:00	09:00:00	13:00:
MainTES1	Group	9762963	22678	18	step2	Copy of TIDAL SLA	Completed Normally			00:00:46	00:02:37	09:00:00	13:00:
MainTES1	Group3	9762940	22676	5	Copy of TIDAL SLA		Completed Normally			00:00:01	00:03:00	09:00:00	13:00:
MainTES2	Group	9762940	22676	17	Copy of TIDAL SLA		Completed Normally			00:00:01	00:03:00	09:00:00	13:00:
MainTES2	Group	9762963	22678	18	step2	Copy of TIDAL SLA	Completed Normally			00:00:46	00:02:37	09:00:00	13:00:
MainTES2	Group3	9762940	22676	5	Copy of TIDAL SLA		Completed Normally			00:00:01	00:03:00	09:00:00	13:00:

1 / 1 15 items per page

Errored/Abnormal Jobs **Jobs stuck in Launched/Skipped/Or**

1 / 1 15 items per page

Jobs running longer than expected **System Activity- last 15 minutes**

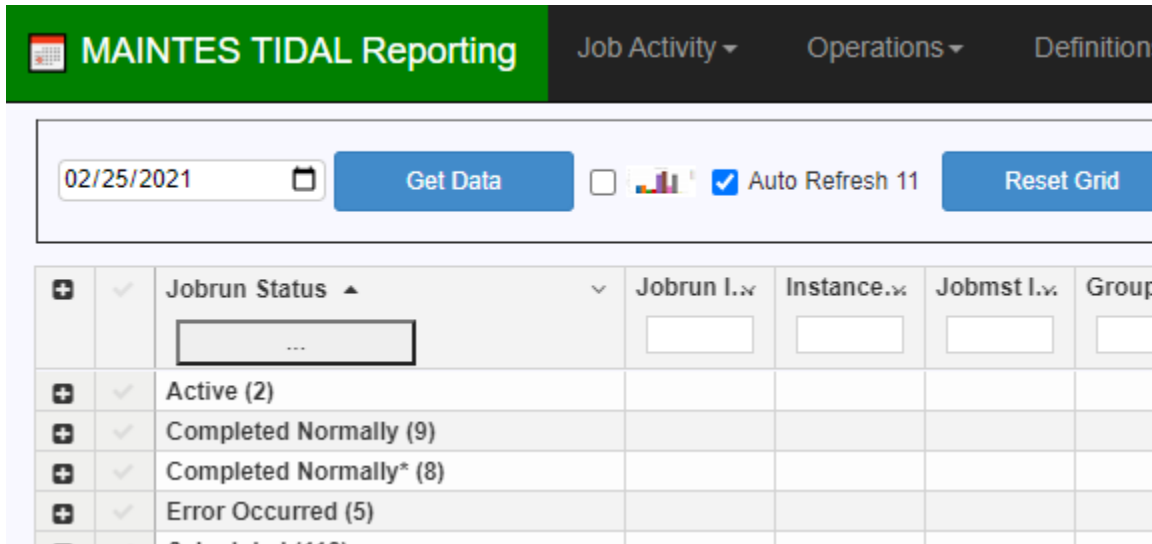
Jobrun I.:	Jobmst I.:	Job	Job Type	Time Ex.:	Jobrun Status	Duration	Estimated Duration	Prod I
9762940	22676	Copy of TIDAL SLA Group	JobGroup	35	Completed Normally	179	144	2020-06
9762942	22719	TEST Job Deps	JobGroup	5	Completed Normally	54	49	2020-06
9762963	22678	step2(Copy of TIDAL SLA Group)	Job	35	Completed Normally	111	76	2020-06
9762940	22676	Copy of TIDAL SLA Group	JobGroup	35	Completed Normally	179	144	2020-06
9762942	22719	TEST Job Deps	JobGroup	5	Completed Normally	54	49	2020-06
9762963	22678	step2(Copy of TIDAL SLA Group)	Job	35	Completed Normally	111	76	2020-06

1 - 6 of 6 items

Master	Seq
MainTES1	1
MainTES1	2
MainTES1	4
MainTES1	5
MainTES1	6
MainTES1	7
MainTES1	8
MainTES1	9
MainTES1	10
MainTES1	11

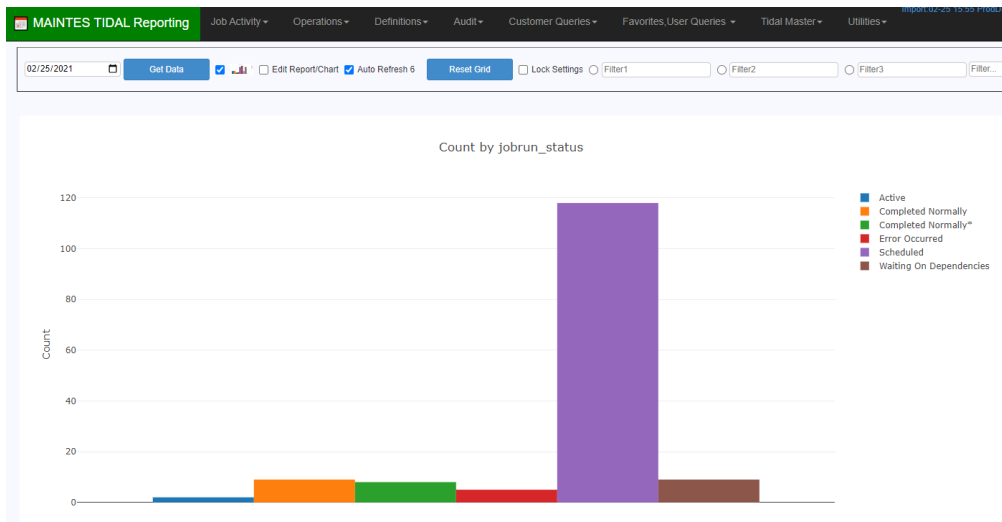
The four queries shown are the default queries for the dashboard, they can be changed by the system administrator. Optionally the screen can be configured to indicate the environment shown, similar to TES. The Tidal master menu option allows the user to select the combined masters shown or just the specific master.

Job Activity screen:



The screenshot shows the MAINTES TIDAL Reporting interface. At the top, there is a navigation bar with 'Job Activity', 'Operations', and 'Definitions' menus. Below this is a control panel with a date field set to '02/25/2021', a 'Get Data' button, a chart icon, a checked 'Auto Refresh 11' checkbox, and a 'Reset Grid' button. The main area displays a filter menu for 'Jobrun Status'. The menu items are: 'Active (2)', 'Completed Normally (9)', 'Completed Normally* (8)', and 'Error Occurred (5)'. Each item has a plus icon and a checkmark.

From this menu you can either select a current Job activity overview or one based on the data in the Reporting database where data can be kept a user configurable period, i.e. 1 year or longer. Data can be show based on JobGroups hierarchy or individual jobs that can be sorted and group based on user requirements. When the user selects the Chart option data will also be shown in the chart format that the user previously selected.





prod_date

06/02/2020



Refresh

Show Pivot Table: Edit Pivot Tat

jobrun_status	ProdDate	2020-06-01	2020-06-02	Totals
	Completed Normally		2	42
Completed Normally *		14		14
Held		62		62
Timed Out		24		24
Waiting On Children			8	8
Waiting On Dependencies			132	132
Waiting on Group			38	38
Totals		102	220	322

10:46:20 am: Querytime(ms): 398, Rows returned: 322

The same data as shown in the job activity can also be show in a user defined/customized pivot table view.

Query datagrid

prod_date	Refresh	Refresh: 14	Reset Grid	ByQueue	Filter2	Filter3	Search...			
Jobrun Status	Jobrun Id	Jobmst Id	Job Group	Job Name	Jobrun I..	Jobmst Type	Owner Name	Est Start Time		
Active (4)										
Active	8460082	20720	\Siebel	UCM_RO_Contact_Server3	1	2	Schedulers	2019-02-05 17:04:37		
Active	8460083	20718	\Siebel	UCM_RO_Contact_Server1	1	2	Schedulers	2019-02-05 17:04:37		
Active	8460085	20719	\Siebel	UCM_RO_Contact_Server2	1	2	Schedulers	2019-02-05 17:04:37		
Active	8460380	12808	\Vehicles\EPORT HOG RECURRING	PVEHV400D0409	1	2	Schedulers	2019-02-05 17:06:49.040000		
Completed Abnormally (52)										
Completed Abnormally	8457419	16010	\DB2REFRESH M1UDB01	BTM02560_EXGORT	1	2	Schedulers	2019-02-05 01:00:00		
Completed Abnormally	8457422	16719	\DB2REFRESH M1UDB01	BTM08320_EXGORT	1	2	Schedulers	2019-02-05 01:00:00		
Completed Abnormally	8457424	16717	\DB2REFRESH M1UDB01	BTM06680_EXGORT	1	2	Schedulers	2019-02-05 01:00:00		
Completed Abnormally	8457439	16724	\DB2REFRESH M1UDB01	BTC05460_EXGORT	1	2	Schedulers	2019-02-05 01:00:00		
Completed Abnormally	8457447	17254	\DB2REFRESH M1UDB01	DB2DSLJ_EXGORT	1	2	Schedulers	2019-02-05 01:30:00		
Completed Abnormally	8457465	16721	\DB2REFRESH M1UDB01	BTM07150_EXGORT	1	2	Schedulers	2019-02-05 01:00:00		
Completed Abnormally	8457675	8904	\DPAL	PPTS8600R0011	2	2	Schedulers	2019-02-05 07:00:20		
Completed Abnormally	8457684	8901	\DPAL	PPTS8600R0001	7	2	Schedulers	2019-02-05 12:01:15		
Completed Abnormally	8457721	6539	\MGWS WARRANTY CLAIM	PWARW100D0001	1	2	Schedulers	2019-02-05 04:00:19		
Completed Abnormally	8457776	20621	\SEA_SAP_CPAP	JOB_DB2CPAP	1	2	Schedulers	2019-02-05 09:00:03		
Completed Abnormally	8457802	11583	\DBA Maintenance Jobs	M1UDB01_AIMDB_CLEANUP_LOGS1	1	2	Schedulers	2019-02-05 00:15:00		
Completed Abnormally	8457831	14567	\DBA Maintenance Jobs	M1UDB103_DELETE_BACKUPS	1	2	Schedulers	2019-02-05 04:30:00		
Completed Abnormally	8457830	9386	\NOVA SCOTIA EBS	VGFINF100R0014	1	2	Schedulers	2019-02-05 07:00:04		
Completed Abnormally	8457853	12698	\US CUSTOMS IU09	PFINF100D0032	1	2	Schedulers	2019-02-05 00:01:06		
Completed Abnormally	8459110	12959	\Business Objects\MNAOEDW_Daily	JOB_MNAOEDW_TIME_DIMENSION1	1	2	Schedulers	2019-02-05 01:00:00		
Completed Abnormally	8459267	17654	\Business Objects\RETAIL	JOB_BOM_CORG_BTC01090	1	2	Schedulers	2019-02-05 04:30:00		
Completed Abnormally	8459289	17671	\Business Objects\RETAIL	JOB_BOM_MKT_BTM04030	1	2	Schedulers	2019-02-05 04:30:00		
Completed Abnormally	8459639	16012	\Business Objects\MBEP_MSEP	BTM02140_EXPORT	1	2	Schedulers	2019-02-05 00:20:11		
Completed Abnormally	8459650	16013	\Business Objects\MBEP_MSEP	BTM02120_EXPORT	1	2	Schedulers	2019-02-05 00:19:34		

The first row allows the user to specify the additional filter criteria , these will be applied real-time and are saved for each query.

Query selection:

TIDAL Reporting Job Activity Operations Definitions Audit Customer Queries Utilities Top Import:02-05 17:00 ProdDate:02-05 User:mike

prod_date: 02/05/2019 Refresh Refresh

JobActivity
Analysis
 Monitoring
 System
 Alerts
 Events History

JobRun Status	JobRun ID	Count	JobRun Description	JobRun Type	Owner Name	Est Start Time
Active (4)			550 Jobs that launched next prod date(based on prod date at midnight)	2	Schedulers	2019-02-05 17:00
Active			573 Total Jobs per day	2	Schedulers	2019-02-05 17:00
Active			590 Compare jobs not in schedule between two dates	2	Schedulers	2019-02-05 17:00
Active	8460085	20	600 Jobs first time on schedule for specific date	2	Schedulers	2019-02-05 17:00
Active	8460380	12	610H Job output by Job and date			
Completed Abnormally (52)			700H JobRuns count by status per production day			
Completed Abnormally	8457419	16	702 JobRuns by status for select production day range			
Completed Abnormally	8457422	16	703 JobRuns by Owner, Status for select production day range	2	Schedulers	2019-02-05 01:00
Completed Abnormally	8457424	16	704H JobRuns Status Change Count	2	Schedulers	2019-02-05 01:00
Completed Abnormally	8457439	16	705 Jobs canceled, aborted or completed abnormal for selected production day	2	Schedulers	2019-02-05 01:00
Completed Abnormally	8457439	16	718 JobRun Summary	2	Schedulers	2019-02-05 01:00
Completed Abnormally	8457447	17	720H Job fail percentage	2	Schedulers	2019-02-05 01:00
Completed Abnormally	8457465	16	722 JobRuns carried over maximum time	2	Schedulers	2019-02-05 07:00
Completed Abnormally	8457675	89	730 Job last RunDate	2	Schedulers	2019-02-05 12:00
Completed Abnormally	8457684	89	740H Adhoc jobs for selected date	2	Schedulers	2019-02-05 04:00
Completed Abnormally	8457721	65	803H Jobs runtime comparison with previous months	2	Schedulers	2019-02-05 09:00
Completed Abnormally	8457776	20	804H Jobs runtime comparison with previous week	2	Schedulers	2019-02-05 00:00
Completed Abnormally	8457802	11	805H Job runtime by month	2	Schedulers	2019-02-05 04:00
Completed Abnormally	8457831	14	9700H All JobRuns by status per production day	2	Schedulers	2019-02-05 07:00
Completed Abnormally	8457830	93	9703H Jobrun Summary Average Waiting for Resource	2	Schedulers	2019-02-05 00:00
Completed Abnormally	8457853	12	9704H Jobrun Summary Waiting for Launched	2	Schedulers	2019-02-05 04:00
Completed Abnormally	8459110	12	JobCompletionStatus	2	Schedulers	2019-02-05 00:00
Completed Abnormally	8459267	17	JobCompletionStatusbyAgent	2	Schedulers	2019-02-05 00:00
Completed Abnormally	8459289	17	JobCompletionStatusbyOwner			
Completed Abnormally	8459639	16	RunVolume - Active Jobs in timeframe			
Completed Abnormally	8459650	16	RunVolume - Details - Active Jobs in timeframe			
			RunVolumebyAgent - Active Jobs in timeframe			
			RunVolumebyOwner - Active Jobs in timeframe			

1 / 167 25 items per page

The queries are divided in menu's with sometimes submenu similar to the TIDAL menu options.

Monitoring Queries:

TIDAL Reporting Job Activity Operations Definitions Audit Customer Queries Utilities Top
 Import:02-05 17:00 ProdDate:02-05 User:mike

prod_date 02/05/2019 Refresh Refre ByQueue Filter2 Filter3 Search...

JobActivity
 Analysis
Monitoring
 System
 Alerts
 Events History

Jobrun Status	Job Name	Jobrun I.:	Jobmst Type	Owner Name	Est Start Time	
Active (4)			not 1			
Active	UCM_RO_Contact_Server3	1	2	Schedulers	2019-02-05 17:04:37	
Active	UCM_RO_Contact_Server1	1	2	Schedulers	2019-02-05 17:04:37	
Active	UCM_RO_Contact_Server2	1	2	Schedulers	2019-02-05 17:04:37	
Active	\\Vehicles\EPORT HOG RECURRING	PVEHV400D0409	1	2	Schedulers	2019-02-05 17:06:49.040000
Completed Abnormally (52)						
Completed Abnormally	DB2REFRESH M1UDB01	BTM02560_EXGORT	1	2	Schedulers	2019-02-05 01:00:00
Completed Abnormally	DB2REFRESH M1UDB01	BTM08320_EXGORT	1	2	Schedulers	2019-02-05 01:00:00
Completed Abnormally	DB2REFRESH M1UDB01	BTM06680_EXGORT	1	2	Schedulers	2019-02-05 01:00:00
Completed Abnormally	DB2REFRESH M1UDB01	BTC05460_EXGORT	1	2	Schedulers	2019-02-05 01:00:00
Completed Abnormally	DB2REFRESH M1UDB01	DB2DSLJ_EXGORT	1	2	Schedulers	2019-02-05 01:30:00
Completed Abnormally	DB2REFRESH M1UDB01	BTM07150_EXGORT	1	2	Schedulers	2019-02-05 01:00:00
Completed Abnormally	DPAL	PPTSB600R0011	2	2	Schedulers	2019-02-05 07:00:20
Completed Abnormally	DPAL	PPTSB600R0001	7	2	Schedulers	2019-02-05 12:01:15
Completed Abnormally	IMGWS WARRANTY CLAIM	PWARW100D0001	1	2	Schedulers	2019-02-05 04:00:19
Completed Abnormally	ISEA_SAP_CPAP	JOB_DB2CPAP	1	2	Schedulers	2019-02-05 09:00:03
Completed Abnormally	DBA Maintenance Jobs	M1UDB01_AIMDB_CLEANUP_LOGS1	2	2	Schedulers	2019-02-05 00:15:00
Completed Abnormally	DBA Maintenance Jobs	M1UDB103_DELETE_BACKUPS	1	2	Schedulers	2019-02-05 04:30:00
Completed Abnormally	NOVA SCOTIA EBS	VGFINF100R0014	1	2	Schedulers	2019-02-05 07:00:04
Completed Abnormally	US CUSTOMS IU09	PFINF100D0032	1	2	Schedulers	2019-02-05 00:01:06
Completed Abnormally	Business Objects\MNAOEDW_Daily	JOB_MNAOEDW_TIME_DIMENSION1	1	2	Schedulers	2019-02-05 01:00:00
Completed Abnormally	Business Objects\RETAIL	JOB_BOM_CORG_BTC01090	1	2	Schedulers	2019-02-05 04:30:00
Completed Abnormally	Business Objects\RETAIL	JOB_BOM_MKT_BTM04030	1	2	Schedulers	2019-02-05 04:30:00
Completed Abnormally	Business Objects\MBEP_MSEP	BTM02140_EXPORT	1	2	Schedulers	2019-02-05 00:20:11
Completed Abnormally	Business Objects\MBEP_MSEP	BTM02120_EXPORT	1	2	Schedulers	2019-02-05 00:19:34

1 / 167 25 items per page 1 of 25 of 4157 items

Queries can be defined that alert the user for unusual situations. These queries need to be scheduled in Tidal and will only alert the user if there is data. If there is data results can be shown as part of the email and also as a Excel attachment to the email.

Query Output

JobAudit 1/24/2019
msglog_crtdd

drewes@dreweskooi....
JobAudit 1/24/2019
msglog_crtdd

3 KB

	msglog_crtdd	msglog_text	nodmst_name	usrmst_name
0	2019-01-23 05:34:16.700000	Modified JobDetail: 21432 (Job: Job Definition...	NaN	dkooi
1	2019-01-23 05:37:05.797000	Modified JobDetail: 21432 (Job: Job Definition...	NaN	dkooi
2	2019-01-23 05:40:43.427000	Modified JobDetail: 21432 (Job: Job Definition...	NaN	dkooi
3	2019-01-23 06:10:44	Created Job: Copy of Job Definitions (21434)	NaN	dkooi
4	2019-01-23 06:10:54.890000	Modified JobDetail: 21434 (Job: Copy of Job De...	NaN	dkooi
5	2019-01-23 06:17:38.763000	Modified JobDetail: 21432 (Job: Job Definition...	NaN	dkooi
6	2019-01-23 06:19:00.603000	Modified JobDetail: 20936 (Job: Job Audit (209...	NaN	dkooi
7	2019-01-23 06:25:17.703000	Created Job: Copy of Job Audit (2) (21435)	NaN	dkooi
8	2019-01-23 06:25:32.820000	Modified JobDetail: 21435 (Job: Copy of Job Au...	NaN	dkooi

The output from queries can be presented as part of the email and will also be attached as excel file to the email.

AUDIT Queries:

TIDAL Reporting Job Activity Operations Definitions **Audit** Customer Queries Utilities Top
Import:02-05 17:00 ProdDate:02-05 User:mike

prod_date: 02/05/2019 Refresh Refresh: 3 Reset Grid ByQueue

Filter3 Search...

Jobrun Status	Jobrun Id	Jobmst Id	Job Name	Jobrun I...	Jobmst Type	Owner Name	Est Start Time
Active (4)							
Active	8460082	20720					
Active	8460083	20718					
Active	8460085	20719					
Active	8460380	12808					
Completed Abnormally (52)							
Completed Abnormally	8457419	16010					
Completed Abnormally	8457422	16719					
Completed Abnormally	8457424	16717					
Completed Abnormally	8457439	16724	\DB2REFRESH M1UDB01	BTM06680_EXGORT	2	Schedulers	2019-02-05 01:00:00
Completed Abnormally	8457447	17254	\DB2REFRESH M1UDB01	BTC05460_EXGORT	2	Schedulers	2019-02-05 01:00:00
Completed Abnormally	8457447	17254	\DB2REFRESH M1UDB01	DB2DSLI_EXGORT	2	Schedulers	2019-02-05 01:30:00
Completed Abnormally	8457465	16721	\DB2REFRESH M1UDB01	BTM07150_EXGORT	2	Schedulers	2019-02-05 01:00:00
Completed Abnormally	8457675	8904	\DPAL	PPTSB600R0011	2	Schedulers	2019-02-05 07:00:20
Completed Abnormally	8457684	8901	\DPAL	PPTSB600R0001	7	Schedulers	2019-02-05 12:01:15
Completed Abnormally	8457721	6539	\MGWS WARRANTY CLAIM	PWARW100D0001	2	Schedulers	2019-02-05 04:00:19
Completed Abnormally	8457776	20621	\NSEA_SAP_CPAP	JOB_DB2CPAP	2	Schedulers	2019-02-05 09:00:03
Completed Abnormally	8457802	11583	\DBA Maintenance Jobs	M1UDB01_AIMDB_CLEANUP_LOGS1	2	Schedulers	2019-02-05 00:15:00
Completed Abnormally	8457831	14567	\DBA Maintenance Jobs	M1UDB103_DELETE_BACKUPS	2	Schedulers	2019-02-05 04:30:00
Completed Abnormally	8457830	9386	\NOVA SCOTIA EBS	VGFINF100R0014	2	Schedulers	2019-02-05 07:00:04
Completed Abnormally	8457853	12698	\US CUSTOMS IU09	PFINF100D0032	2	Schedulers	2019-02-05 00:01:06
Completed Abnormally	8459110	12959	\Business Objects\MNAOEDW_Daily	JOB_MNAOEDW_TIME_DIMENSION1	2	Schedulers	2019-02-05 01:00:00
Completed Abnormally	8459267	17654	\Business Objects\RETAIL	JOB_BOM_CORG_BTC01090	2	Schedulers	2019-02-05 04:30:00
Completed Abnormally	8459289	17671	\Business Objects\RETAIL	JOB_BOM_MKT_BTM04030	2	Schedulers	2019-02-05 04:30:00
Completed Abnormally	8459639	16012	\Business Objects\MBEP_MSEP	BTM02140_EXPORT	2	Schedulers	2019-02-05 00:20:11
Completed Abnormally	8459650	16013	\Business Objects\MBEP_MSEP	BTM02120_EXPORT	2	Schedulers	2019-02-05 00:19:34

25 items per page
 1 of 25 of 4157 items

The audit data is kept in the reporting database as long as the user configures, this can be one year or longer.

Customer defined queries:

TIDAL Reporting Job Activity Operations Definitions Audit Customer Queries Utilities Top Import:02-05 17:00 ProdD

prod_date: 02/05/2019 Refresh Refresh: 20 Reset Grid ByQueue Search...

Jobs Not completed Normal(Joe)
New Query

Jobrun Status	Jobrun Id	Jobmst Id	Job Group	Job Name	Jobrun
Active (4)					
Active	8460082	20720	\Siebel	UCM_RO_Contact_Server3	1
Active	8460083	20718	\Siebel	UCM_RO_Contact_Server1	1
Active	8460085	20719	\Siebel	UCM_RO_Contact_Server2	1
Active	8460380	12808	\Vehicles\EPORT HOG RECURRING	PVEHV400D0409	1
Completed Abnormally (52)					
Completed Abnormally	8457419	16010	\DB2REFRESH M1UDB01	BTM02560_EXGORT	1
Completed Abnormally	8457422	16719	\DB2REFRESH M1UDB01	BTM08320_EXGORT	1
Completed Abnormally	8457424	16717	\DB2REFRESH M1UDB01	BTM06680_EXGORT	1
Completed Abnormally	8457439	16724	\DB2REFRESH M1UDB01	BTC05460_EXGORT	1
Completed Abnormally	8457447	17254	\DB2REFRESH M1UDB01	DB2DSL1_EXGORT	1
Completed Abnormally	8457465	16721	\DB2REFRESH M1UDB01	BTM07150_EXGORT	1
Completed Abnormally	8457675	8904	\DPAL	PPTSB600R0011	2
Completed Abnormally	8457684	8901	\DPAL	PPTSB600R0001	7
Completed Abnormally	8457721	6539	\MGWS WARRANTY CLAIM	PWARW100D0001	1
Completed Abnormally	8457776	20621	\NSEA_SAP_CPAP	JOB_DB2CPAP	1
Completed Abnormally	8457802	11583	\DBA Maintenance Jobs	M1UDB01_AIMDB_CLEANUP_LOGS1	1
Completed Abnormally	8457831	14567	\DBA Maintenance Jobs	M1UDB103_DELETE_BACKUPS	1
Completed Abnormally	8457830	9386	\NOVA SCOTIA EBS	VGFINF100R0014	1
Completed Abnormally	8457853	12698	\US CUSTOMS IU09	PFINF100D0032	1
Completed Abnormally	8459110	12959	\Business Objects\MNAOEDW_Daily	JOB_MNAOEDW_TIME_DIMENSION1	1
Completed Abnormally	8459267	17654	\Business Objects\RETAIL	JOB_BOM_CORG_BTC01090	1
Completed Abnormally	8459289	17671	\Business Objects\RETAIL	JOB_BOM_MKT_BTM04030	1
Completed Abnormally	8459639	16012	\Business Objects\MBEP_MSEP	BTM02140_EXPORT	1
Completed Abnormally	8459650	16013	\Business Objects\MBEP_MSEP	BTM02120_EXPORT	1

1 / 167 25 items per page

There is a simple query import mechanism where an admin user can add additional queries

Query parameters

17 TIDAL Reporting Job Activity Operations Definitions Audit Customer Queries Utilities Top chart Import:02-05 17:00 ProdD

QUERY 710HAllJobRuns AutoRefresh: Filter Criteria: SQL: Excluded:

jobrun_id	0
jobmst_id	0
queue	%
agent	%
job_name	%
job_group	\EBS Daily\EBS to Systemware Report 6 AM
from_prod_date	01/01/2019
to_prod_date	01/13/2019
jobrun_status	

Run Query Reset grid Filter1 Filter2 Jonathan Search...

✓

Many queries have parameters whereby the user can select i.e. date range, job name, job group etc. The selection criteria are saved for each user from one session to the next.

Context sensitive functions

17 TIDAL Reporting Job Activity Operations Definitions Audit Customer Queries Utilities Top Import:02-05 17:00 ProdD

prod_date 02/05/2019 Refresh Refresh: 18 Reset Grid ByQueue Filter2 Filter3 Search...

+	✓	Jobrun Status ▲	Jobrun Id	Jobmst Id	Job Group	Job Name	Jobrun
+	✓	Active (4)					
	✓	Active	8460082	20720	\Siebel	UCM_RO_Contact_Server3	1
	✓	Active	3460083	20718	\Siebel	UCM_RO_Contact_Server1	1
	✓	Active	3460085	20719	\Siebel	UCM_RO_Contact_Server2	1
	✓	Active	3460380	12808	\Vehicles\EPORT HOG RECURRING	PVEHV400D0409	1
+	✓	Comp					
+	✓	Comp					
+	✓	Comp					
+	✓	Defer					
+	✓	Timed Out (956)					
+	✓	Waiting On Dependencies (1749)					
+	✓	Waiting on Group (356)					
+	✓	Waiting On Operator (8)					
+	✓	Waiting On Resource (1)					

Job Definition Data
Jobrun Data
Jobrun Dependencies/Successors
Jobrun Timeline
Jobrun Messages

1 / 1 25 items per page

Right click on data will show context sensitive options, such as job definition data, jobrun info or dependency charts.

Context sensitive functions , jobcontrol /job updates

02/23/2021 Get Data Auto Refresh 29 Reset Grid

+	✓	Jobrun Status ▲	Jobrun I.↘	Instance.↘	Jobmst I.↘
		...			
+	✓	Active (2)			
-	✓	Completed Normally (9)			
	✓		9786506	1	1260
	✓		9786608	1	22794
	✓		9786608	1	22794
	✓		9786608	1	22794
	✓		9786608	1	22794
	✓		9786608	1	22794
	✓		9787209	1	12096
	✓		9787261	1	12097
	✓		9787262	1	12094
	✓	Completed Normally (9)			

- Job Definition Data
- Job Run Data & Control
- Update Job definitions (2)
- Update Jobruns (2)

The user has selected two rows, from here the user can perform jobcontrol functions, such as rerun, cancel or override.

MAINTES TIDAL Reporting Job Activity ▾ Operations ▾ Definitions ▾ Audit ▾

QUERY JobRunsSelected Favorite Filter On

Selectedids 9786506,9786608

Get Data Auto Refresh 30 Reset Grid

Cancel job(s) Rerun job(s) Release job(s) Override job(s) Completed Normally Quick Search

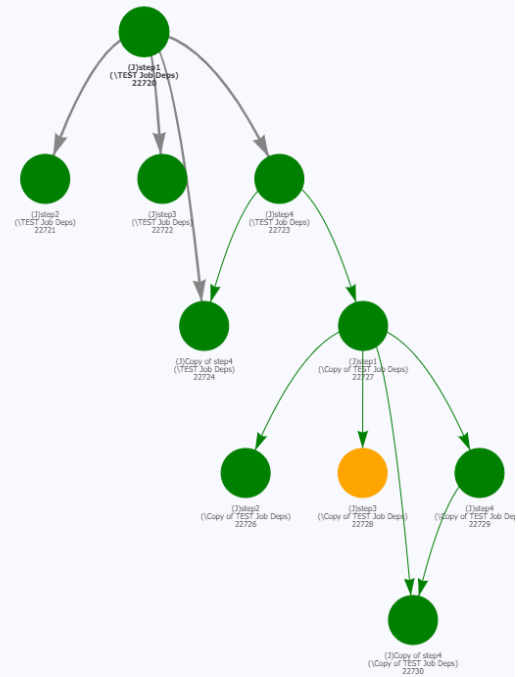
✓	Jobrun I.↘	Jobrun I.↘	Jobmst I.↘	Job Group ▾	Job Name ▾	Jobrun Status ▾	Jc
						...	
✓	9786506	1	1260	\EPIPHANY C...	PLKTL300D5081	Completed Normally	Jc
✓	9786608	1	22794	\PARA\Critical...	JobA1	Completed Normally	Jc

Job definition information

QUERY GetJobInfo

Insert in schedule	
master	MainTES1
jobmst_id	22728
jobrunid	
JobType	Job
JobName	step3
JobGroup	\Copy of TEST Job Deps
Calendar	Daily
Agent	IDC2-TEST-1
AgentList	
JobClass	
FromTime	
UntilTime	
Command	tessleep
Parameters	10
Active	Y
Owner	Schedulers
LastUpdated	2020-05-21 16:50:32.203000
Alias	22728
RuntimeUser	
Interval	
IntervalCount	
NormalExitCode	0
Priority	50
servicemst_name	
InheritAgent	Y
InheritCalendar	Y
InheritTime	Y
MinRunTime	60
MaxRuntime	60
ConcurrentOption	4
RetentionDays	90
Rerun	
CarryOver	0
ExtendedInfo	<agent> <UsePasswordWinJo </agent>
SaveOutput	Y

Graph display options: option8 Include Group



Jobrun information

Combined TIDAL Reporting Job Activity Job Activity SLA Operations Definitions Audit Customer Queries Favorites Tidal Master Utilities Import:06-02 06:00 ProdDate:05-02 V2

QUERY: GetJobRunInfo Auto Refresh

master	MainTES1
JobrunID	9762903, 2020-06-01, 1, Held
JobGroup	\Copy of TEST Job Deps
jobmst_id	22726
JobName	step2
Instance	1
JobRunStatus	Held
LastStatusChanged	2020-05-31 07:17:56.537000
LastChanged	2020-06-02 00:00:00.263000
JobOutput	
DependenciesMet	N
JobType	2
ProdDate	2020-06-01 00:00:00
EstDuration	8
ActDuration	
EstTime	2020-06-01 00:00:33
ActTime	
Agent	IDC2-TES-1
Queue	
Adhoc	N
WaitingOnOperator	N
FromTime	
UntilTime	
Owner	Schedulers
Concurrent	4
Priority	50
Command	fessleep
Parameters	10
EnvironmentFile	
ExitCode	0
TimeWindow	2
SaveOutput	Y
Reruns	0
JobRunOutput	
HasDependents	
RunDate	2020-06-02 00:00:00
MinRun	60
MaxRun	60
DependencyLogic	1
Classid	

Graph display options: Include Group:

Your request to hold job "step2[1]" was processed successfully.	dkool	2020-05-31 07:17:56.540000
Job "step2 [9762903]" status change to Held.	None	2020-05-31 07:17:56.537000
The request to hold job "step2" has been processed.	dkool	2020-05-31 07:17:56.533000

Custom reports defined by user based on query result:

Combined TIDAL Reporting Job Activity Job Activity SLA Operations Definitions Audit Customer Queries

QUERY 573 Total Jobs per day Favorite: Filter Criteria: SQL: Excluded: SQL

From date: 05/01/2020 To date: 06/02/2020

Run Query Show Pivot Table: Edit Pivot Table: Auto Refresh: 30 Reset grid Settings Locked: Filter1

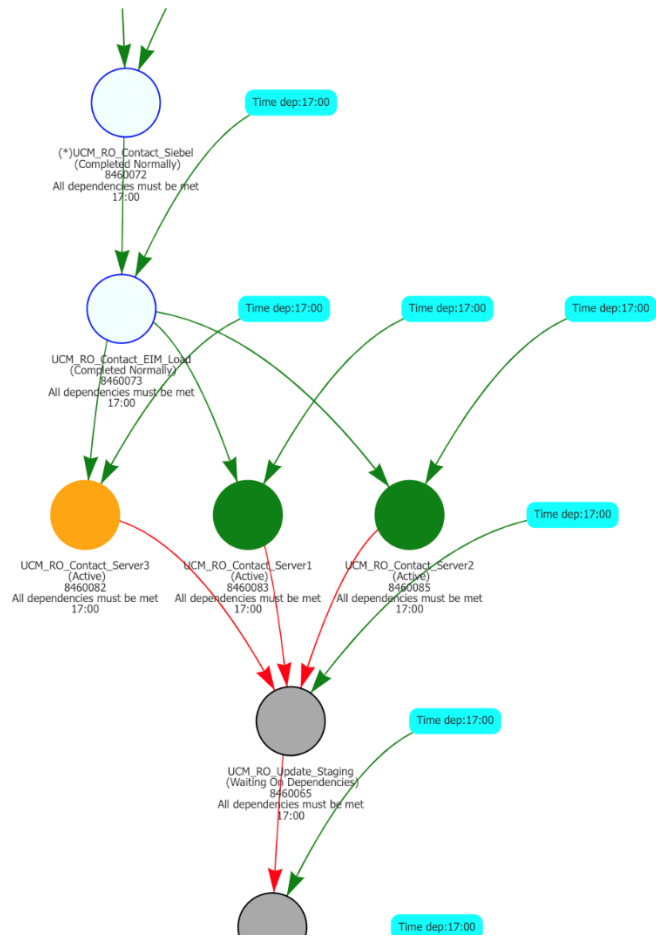
Table With Subtotal Integer Sum ProdDate JobRuns \$HashKey

	JobRuns	35	45	50	52	54	95	98	109	115	123	161	180	204	Totals
master															
MainTES1	2,020	2,020	2,020	2,020	2,020	2,020	2,020	2,020	2,020	2,020	2,020	2,020	2,020	2,020	26,260
MainTES2	2,020	2,020	2,020	2,020	2,020	2,020	2,020	2,020	2,020	2,020	2,020	2,020	2,020	2,020	26,260
Totals	4,040	4,040	4,040	4,040	4,040	4,040	4,040	4,040	4,040	4,040	4,040	4,040	4,040	4,040	52,520

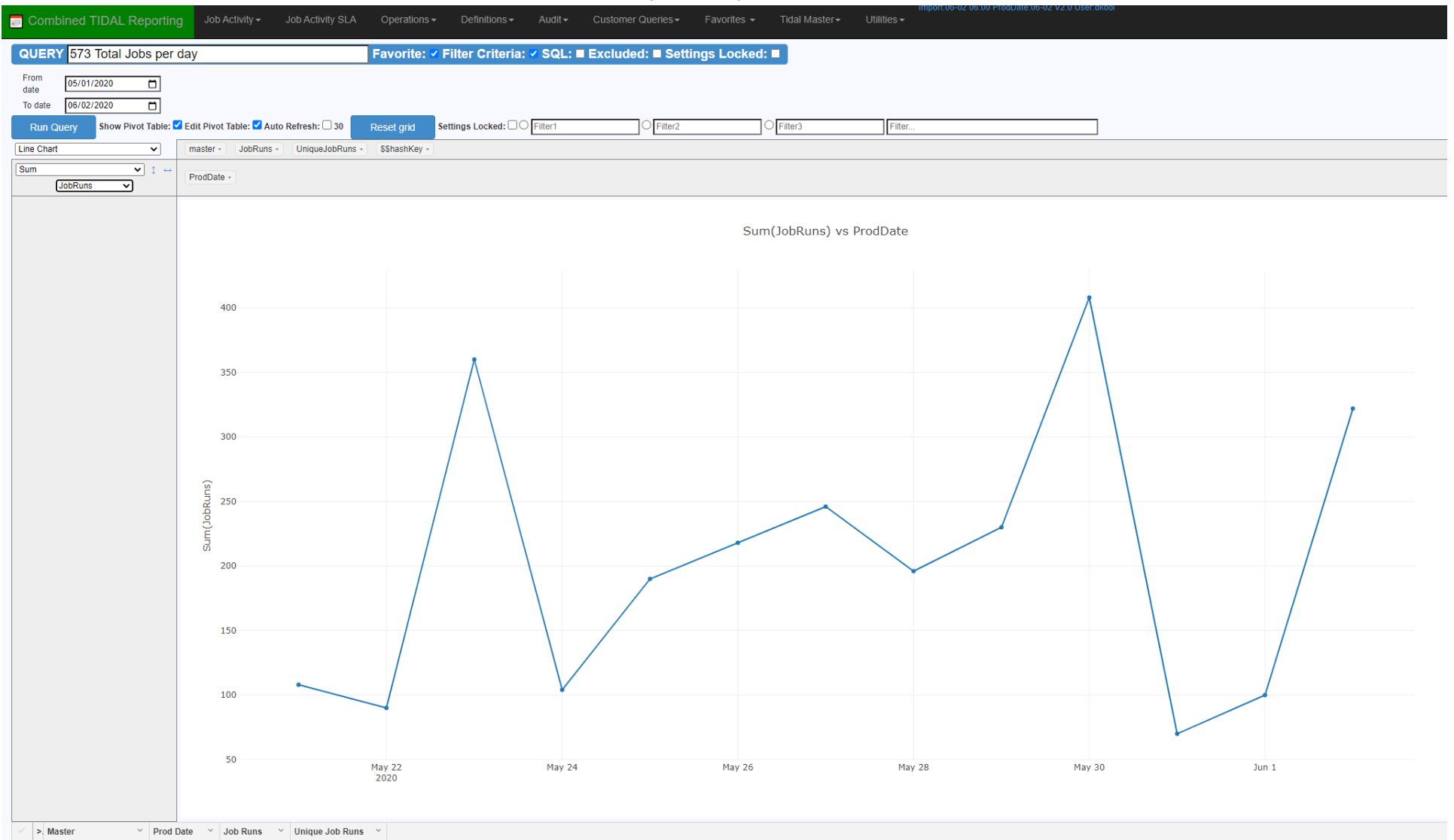
Master	Prod Date	Job Runs	Unique Job Runs
> MainTES1	2020-05-21	54	49
> MainTES1	2020-05-22	45	45
> MainTES1	2020-05-23	180	180
> MainTES1	2020-05-24	52	52
> MainTES1	2020-05-25	95	95
> MainTES1	2020-05-26	109	109
> MainTES1	2020-05-27	123	123
> MainTES1	2020-05-28	98	96
> MainTES1	2020-05-29	115	115
> MainTES1	2020-05-30	204	204
> MainTES1	2020-05-31	35	30
> MainTES1	2020-06-01	50	50
> MainTES1	2020-06-02	161	161
> MainTES2	2020-05-21	54	49
> MainTES2	2020-05-22	45	45
> MainTES2	2020-05-23	180	180
> MainTES2	2020-05-24	52	52
> MainTES2	2020-05-25	95	95
> MainTES2	2020-05-26	109	109
> MainTES2	2020-05-27	123	123
> MainTES2	2020-05-28	98	96
> MainTES2	2020-05-29	115	115
> MainTES2	2020-05-30	204	204
> MainTES2	2020-05-31	35	30
> MainTES2	2020-06-01	50	50
> MainTES2	2020-06-02	161	161

Dynamically generated business views show predecessors and successors

prod_date	02/05/2019	<input type="button" value="Refresh"/>	<input type="button" value="+"/>	<input type="button" value="-"/>	<input type="button" value="Show Group"/>	<input type="button" value="Timeline"/>	Show Predecessors <input checked="" type="checkbox"/>	Show Successors <input checked="" type="checkbox"/>	Max <input checked="" type="checkbox"/>	DB reporting <input type="checkbox"/>	Show group <input type="checkbox"/>
jobrun_id	8460082	\Siebel CRM\SiebelCRM_Inbound_ROCustomer									level: 10



Queries with Chart based on query results.



Installation Requirements:

:

Hardware requirements	OS Requirements	Database Requirements	Security
64 bit CPU	Windows 2012 and higher	SQL Server 2012 and higher	AD Authentication
Min 8GB memory	Linux (RH, Ubuntu, Centos)	Oracle 11G and higher	
4 CPU minimum			