

Title: Centrifuge Optimization

Decanter Centrifuges for Municipal Sludge Dewatering

Decanter Centrifuges for Sludge Dewatering

Topics

WELCOME TO DECANTER CENTRIFUGE OPTIMIZATION!

This seminar shall be a practical guidance to centrifuge optimization.

Topics are:

- Theory of Operation
- Process Parameter Adjustments



Any questions will be answered at the end of this presentation.

Duration: 30 minutes with 15 minute question and answer

Audience: Operations and maintenance personnel

THEORY OF OPERATION

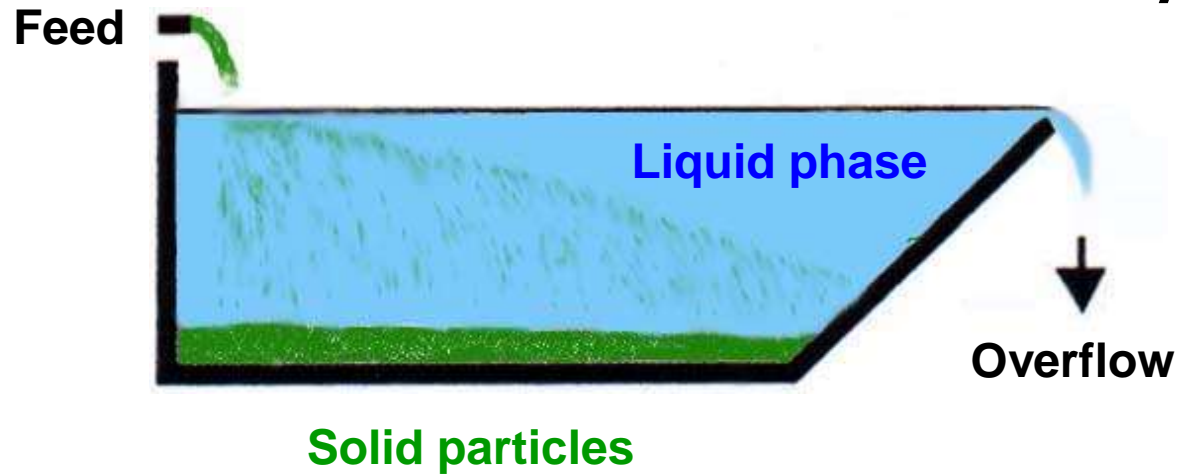
Topic #1: Theory of Operation

Operating Principals

The Solid-Liquid Separation Theory

Gravity Decantation

At 1 G



Between effluent feed and overflow, solid particles sink to the bottom by gravity. Therefore, at the overflow, a clear liquid is recovered.

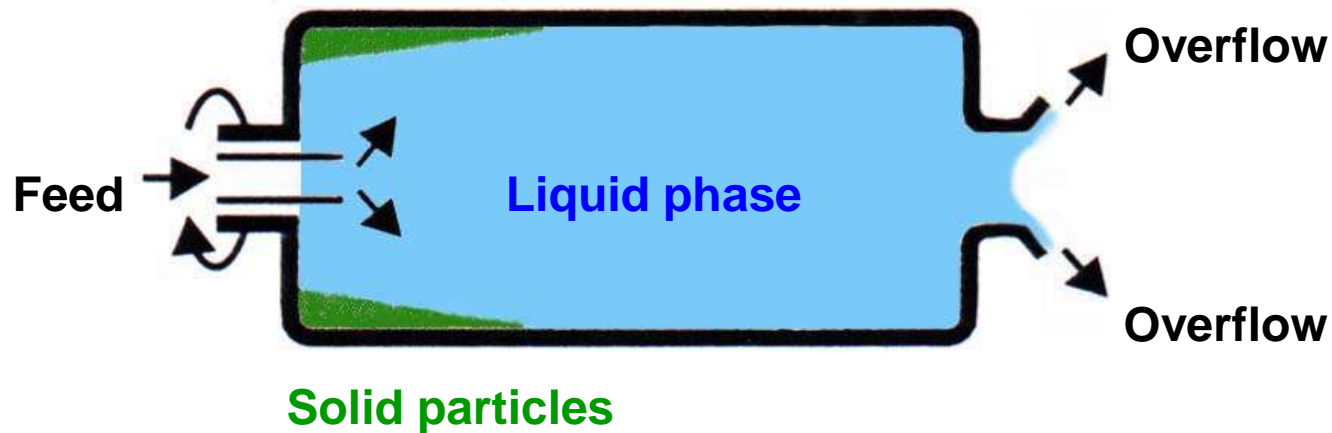
Topic #1: Design Considerations

Operating Principals

The Solid-Liquid Separation Theory

Centrifugal Separation

At 3000 G

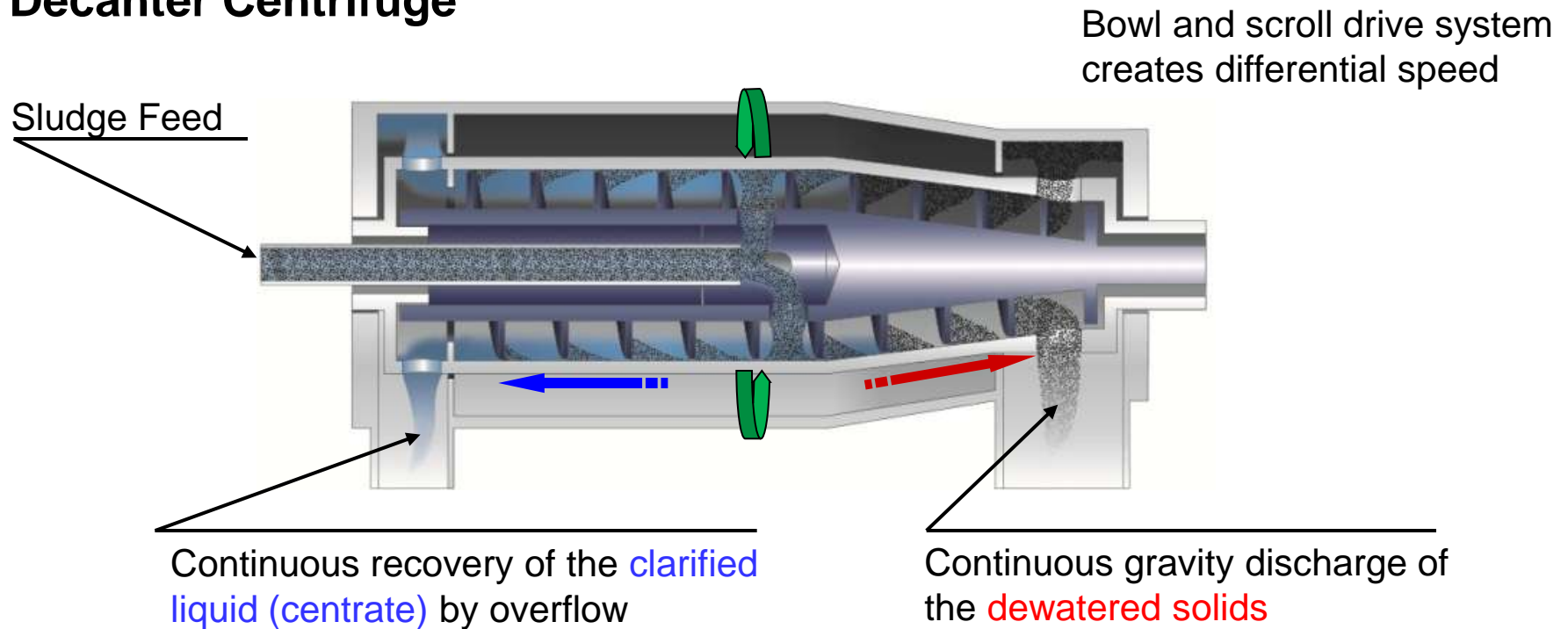


Same principle as the gravity decantation and with a rotation on an axis providing an increased centrifugal force, which **accelerates** the natural sedimentation.

Topic #1: Design Considerations

Operating Principals

Decanter Centrifuge



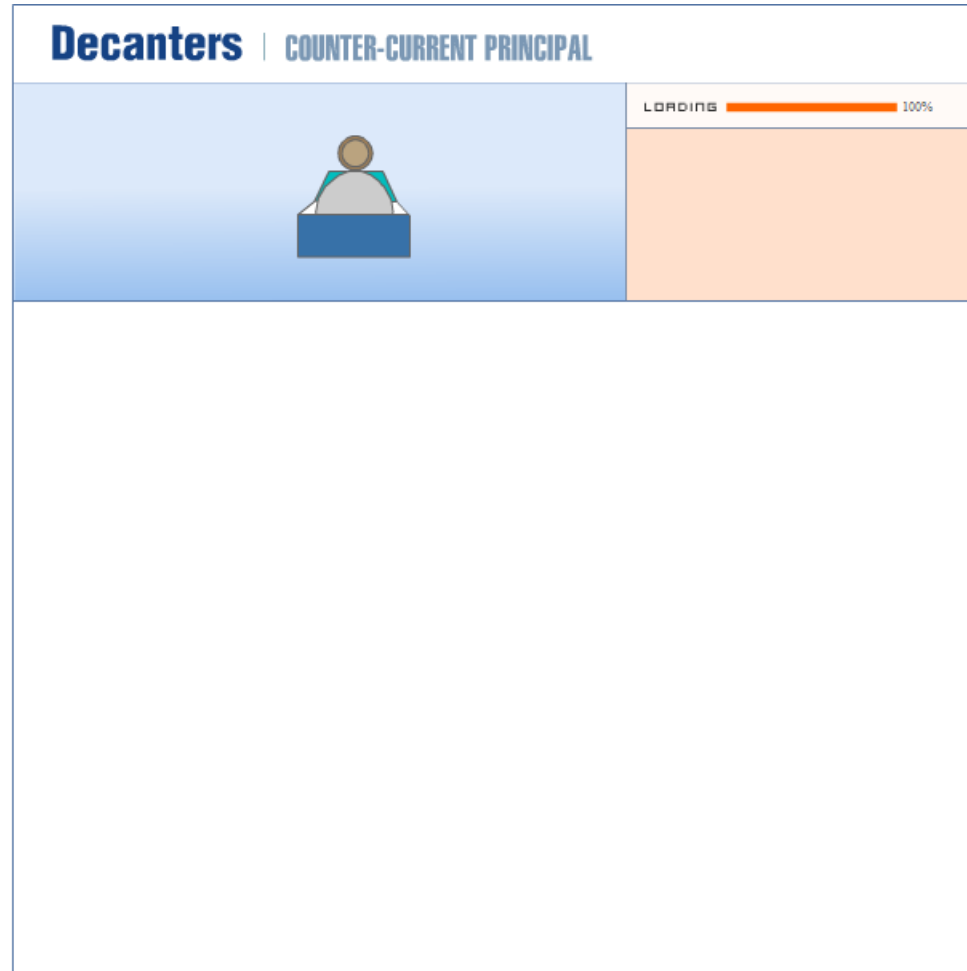
A scroll scrapes continuously the centrifuged sediments.
The clear effluent is evacuated on the opposite side.

Topic #1: Design Considerations

Operating Principals

Counter-current Operation

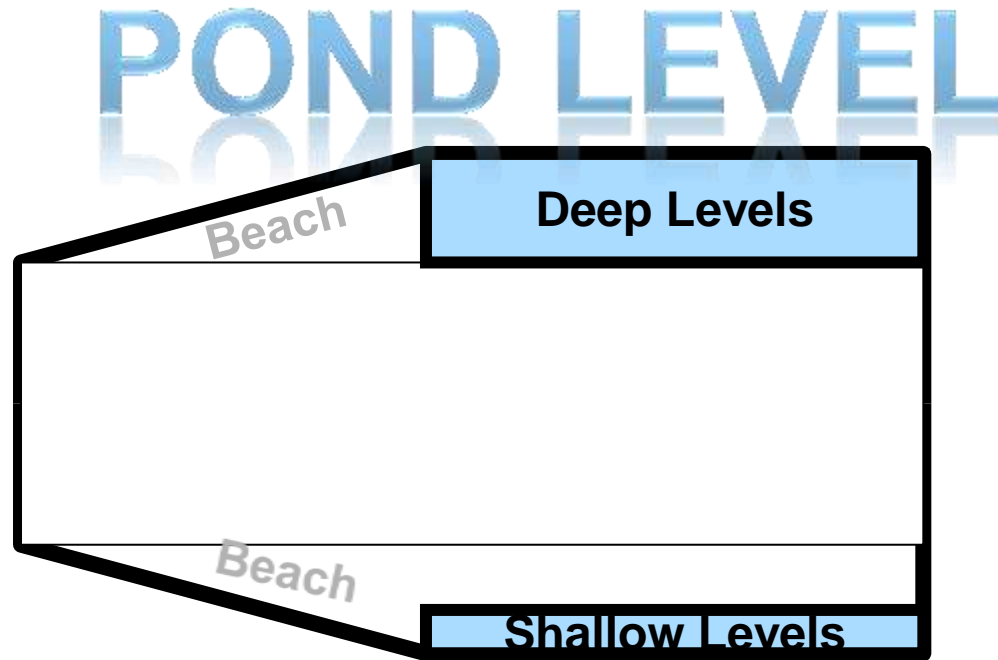
Animation



PROCESS PARAMETERS AND ADJUSTMENTS



- Pond Level
- Polymer Dosage
- Throughput
- Torque
- Differential Speed

Decanter Centrifuges for Sludge Dewatering



- Pond level adjustment control the liquid level inside the centrifuge.
- Deep pond level settings allow more room for liquid clarification but generally result in a some what lower cake dryness.
- Shallow pond levels do not allow for as much liquid clarification but generally result in a some what higher cake dryness.
- Pond level setting is determined by the solids settling rate. This can only be confirmed by full scale testing at a minimum of three (3) set points.
- Field testing has shown increases in cake dryness values from 1 to 2 percent.

Decanter Centrifuges for Sludge Dewatering



Weir plate adjustment should take less than 2 hours.

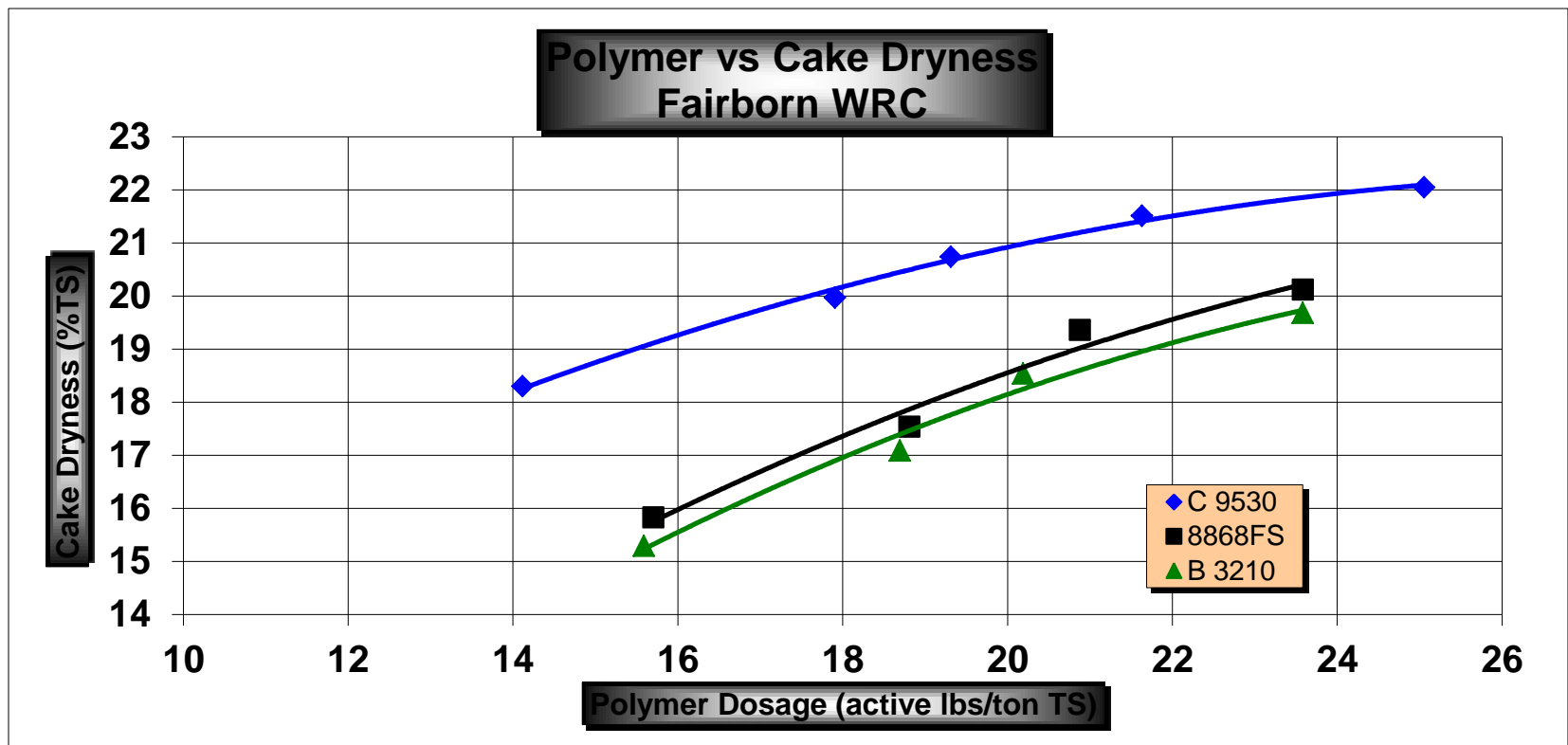
*Safety Warning: Weir plate adjustment requires a centrifuge to stop and power cut –off (lock out / tag out).

POLYMER DOSAGE

- The correct polymer can make the most dramatic difference in centrifuge performance.
- Small scale jar testing with multiple polymer manufactures and multiple polymers is a must before full scale testing.
- A few polymers should be selected for full scale testing and tested at a minimum of three (3) dosages each.

Decanter Centrifuges for Sludge Dewatering

This Graph represents the results of three (3) different polymers tested at various dosages. It is evident that Polydyne C 9530 produced the best results. The highest cake dryness achieved was 22%TS with a dosage of 25 active pounds per ton TS. It is typical for the cake dryness to increase with the increased polymer dosage until it reaches a point of “over dosage” and the increase in cake dryness diminishes.



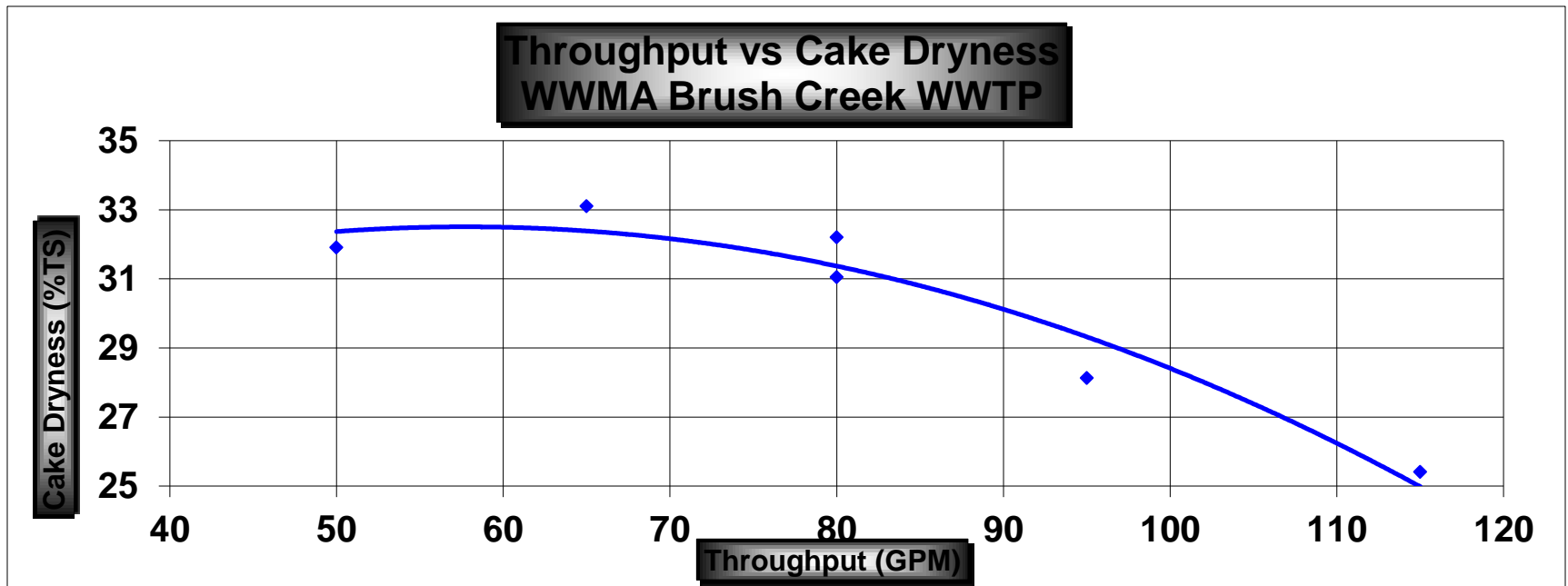
*example graph from onsite field testing.

Decanter Centrifuges for Sludge Dewatering

THROUGHPUT

The throughput graph depicts the relationship between throughput and cake dryness. As the throughput is increased the differential speed between the bowl and scroll must be increased to maintain the solids capture rate. This reduction in sludge retention time causes the cake dryness to decrease as seen in the graph.

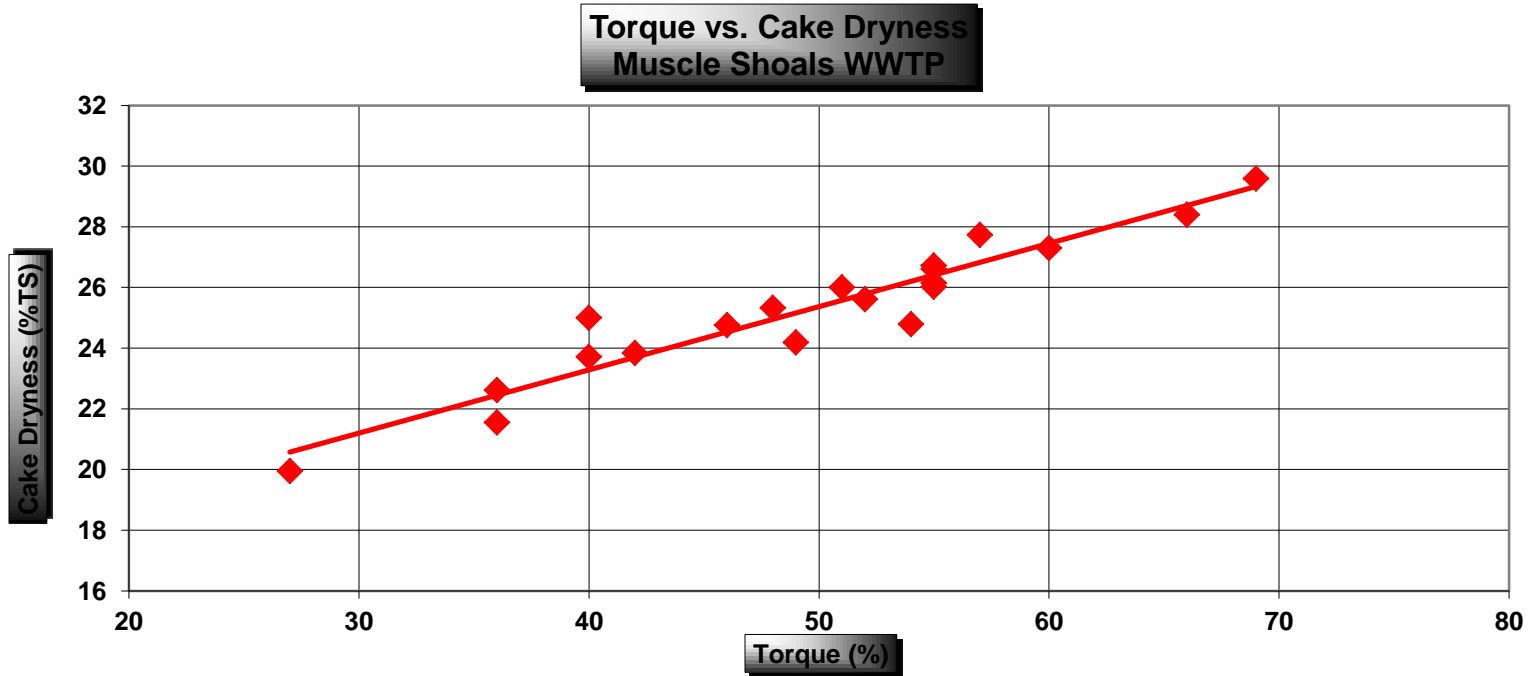
This graph is also helpful in illustrating that the sludge flow can be operated between 50 and 80 GPM without a significant decrease in performance.



Decanter Centrifuges for Sludge Dewatering

TORQUE

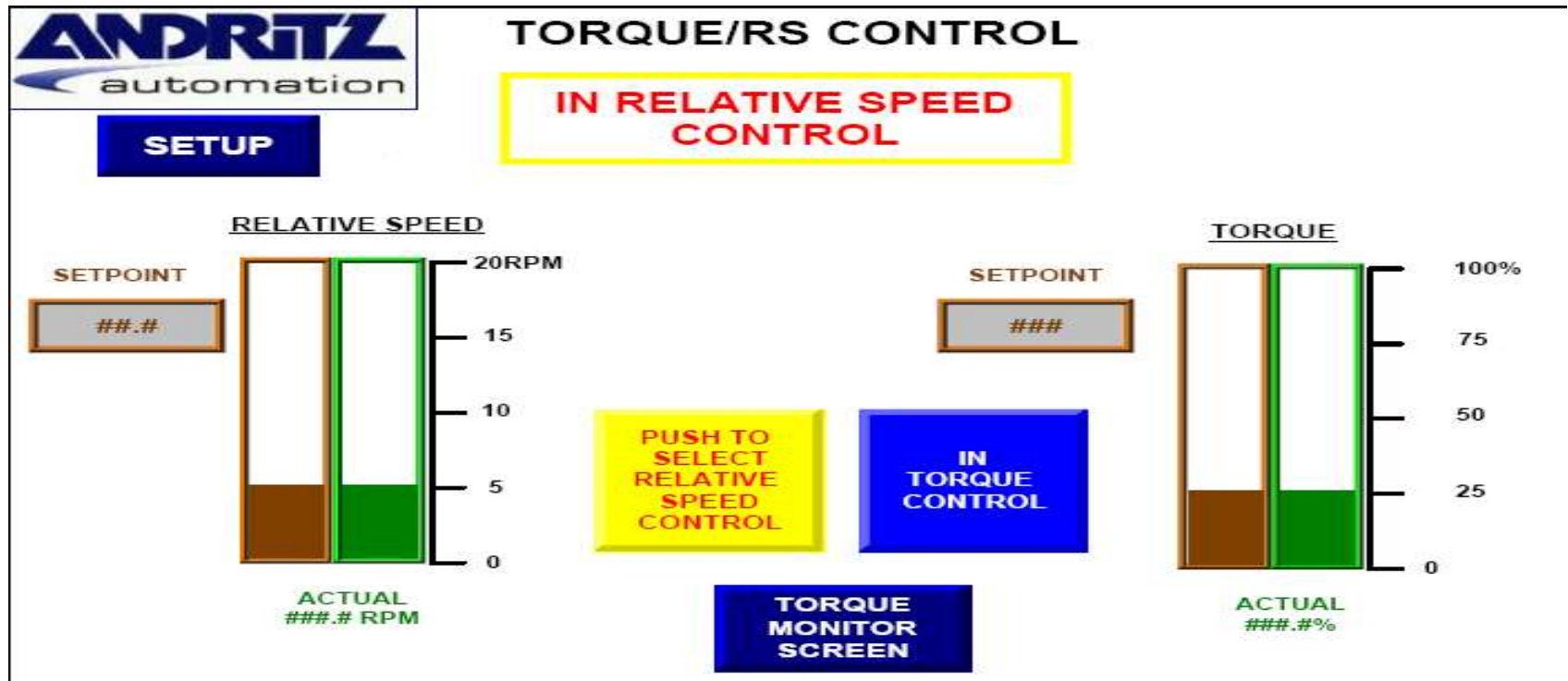
This torque graph portrays how torque relates to cake dryness. As the cake dryness increases, it requires more torque to convey or scroll the cake up through the conical section and out the cake discharge ports. Graphs such as this one can be very helpful because they can give an immediate estimate of cake dryness based on the torque read out.



Decanter Centrifuges for Sludge Dewatering

DIFFERENTIAL SPEED

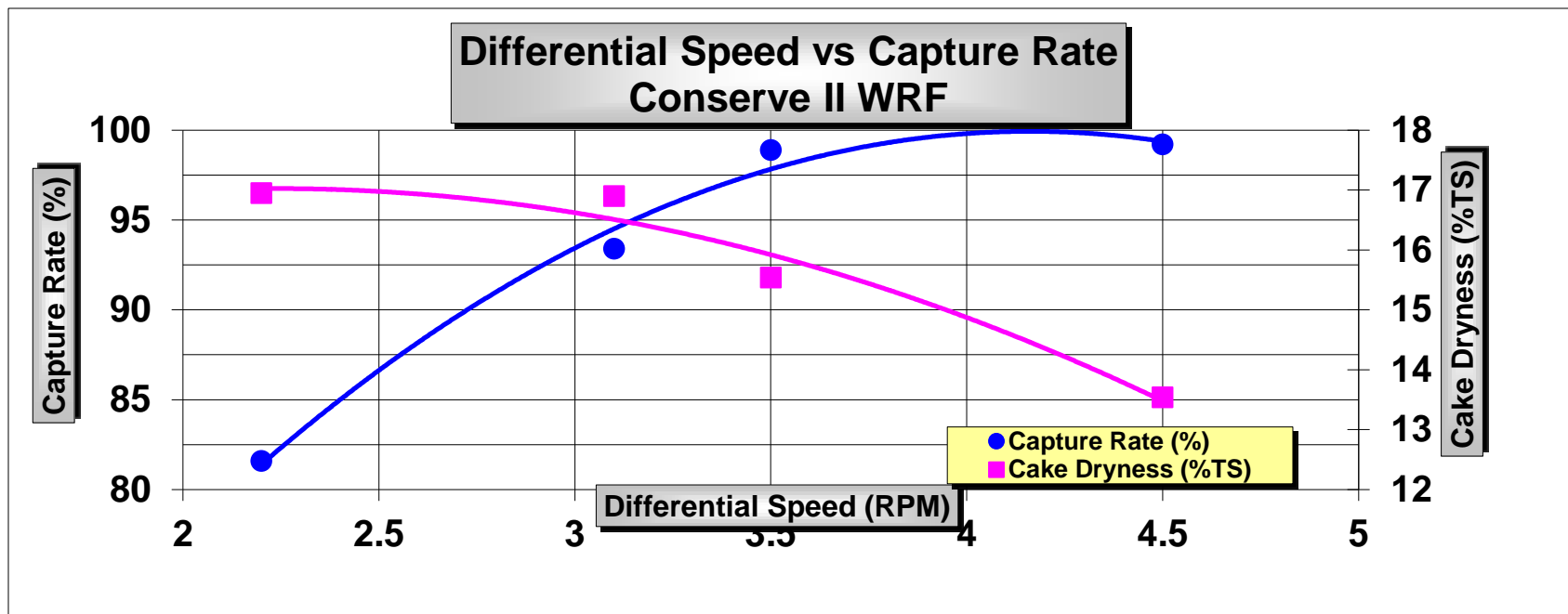
Differential speed is adjusted automatically based on the torque set point that is entered.



Decanter Centrifuges for Sludge Dewatering

DIFFERENTIAL SPEED

Capture rate graph: represents the effect that the differential speed has on the capture rate and cake dryness. When the differential speed is increased the capture rate increases and the cake dryness decreases. When the differential speed is decreased the capture rate decreases and the cake dryness increases.



Legal Disclaimer

All data, information, statements, photographs, and graphic illustrations contained in this presentation are without any obligation to the publisher and raise no liabilities to ANDRITZ AG or any affiliated companies, nor shall the contents in this presentation form part of any sales contracts, which may be concluded between ANDRITZ GROUP companies and purchasers of equipment and/or systems referred to herein.

© ANDRITZ AG 2009. All rights reserved. No part of this copyrighted work may be reproduced, modified or distributed in any form or by any means, or stored in any database or retrieval system, without the prior written permission of ANDRITZ AG or its affiliates. Any such unauthorized use for any purpose is a violation of the relevant copyright laws.