

TECHNICAL MANUAL

**DIRECT SUPPORT MAINTENANCE
REPAIR PARTS AND SPECIAL TOOLS LIST**

RECEIVER-TRANSMITTER, RADIO

RT- 1523A(C)/U

(NSN 5820-01-318-7990) (EIC: N/A)

RECEIVER-TRANSMITTER, RADIO

RT- 1523D(C)/U

(NSN 5820-01-410-8981) (EIC: N/A)

MOUNTING BASE, ELECTRICAL EQUIPMENT

MT-6352A/VRC

(NSN 5975-01-304-2050) (EIC: N/A)

CONTROL-MONITOR

C-11291A/VRC

(NSN 5895-01-309-1309) (EIC: N/A)

BATTERY BOX

CY-8523B/PRC

(NSN 6160-01-304-2034) (EIC: N/A)

AMPLIFIER, RADIO FREQUENCY

AM-7238A/VRC

(NSN 5895-01-306-8093) (EIC: N/A)

AMPLIFIER-ADAPTER, VEHICULAR

AM-7239A/VRC

(NSN 5895-01-304-8389) (EIC: N/A)

AMPLIFIER-ADAPTER, VEHICULAR

AM-7239D/VRC

(NSN 5895-01-422-8781) (EIC: N/A)

Approved for Public Release; Distribution is unlimited

HEADQUARTERS, DEPARTMENT OF THE ARMY

1 SEPTEMBER 1998

**PROPERTY OF TECHNICAL LIBRARY
MUST BE RETURNED**

**DIRECT SUPPORT MAINTENANCE
REPAIR PARTS AND SPECIAL TOOLS LIST**

- RECEIVER-TRANSMITTER, RADIO
RT-1523A(C)/U
(NSN 5826-01-318-7990) (EIC: N/A)**
- RECEIVER-TRANSMITTER, RADIO
RT-1523D(C)/U
(NSN 5826-01-410-8981) (EIC: N/A)**
- MOUNTING BASE, ELECTRICAL EQUIPMENT
MT-6352A/VRC
(NSN 5975-01-304-2050) (EIC: N/A)**
- CONTROL-MONITOR
C-11291A/VRC
(NSN 5895-01-309-1309) (EIC: N/A)**
- BATTERY BOX
CY-8523B/PRC
(NSN 6160-01-304-2034) (EIC: N/A)**
- AMPLIFIER, RADIO FREQUENCY
AM-7238A/VRC
(NSN 5895-01-306-8093) (EIC: N/A)**
- AMPLIFIER-ADAPTER, VEHICULAR
AM-7239A/VRC
(NSN 5895-01-304-8389) (EIC: N/A)**
- AMPLIFIER-ADAPTER, VEHICULAR
AM-7239D/VRC
(NSN 5895-01-422-8781) (EIC: N/A)**

Current as of 31 July 1998

REPORTING ERRORS AND RECOMMENDING IMPROVEMENTS

You can help improve this manual. If you find any mistakes, or if you know of a way to improve the procedures, please let us know. Mail your letter, DA Form 2028 (Recommended Changes to Publications and Blank Forms) or DA Form 2028-2 located in back of this manual direct to: Commander, US Army Communication-Electronics Command and Fort Monmouth, ATTN: AMSEL-LC-LEO-D-CS-CFO, Fort Monmouth, NJ 07703-5007. The FAX number is 732-532-1413, DSN 992-1413. You may also e-mail your recommendations to AMSEL-LC-LEO-PUBS-CHG@cecom3.monmouth.army.mil

In either case a reply will be furnished direct to you.

* This manual supersedes TM 11-5820-890-30P-2, dated 1 March 1996.

TABLE OF CONTENTS

	Page	Illus/ Figure
Section I	Introduction	1
Section II	Repair Parts List	1
Group 00	SINGARS Family of Line Replaceable Units (LRU), Second Source	1-1 1
Group 80	Receiver-Transmitter, Radio RT-1523A (C)/U	2-1 2
	8016 Front Panel Assembly, Radio RT-1523A (C)/U	3-1 3
	8017 Chassis Assembly, Radio RT-1523A (C)/U	4-1 4
Group 81	Receiver-Transmitter, Radio RT-15230 (C)/U	5-1 5
	8116 Front Panel Assembly, Radio RT-1523D (C)/U	5A-1 5A
	8117 Chassis Assembly, Radio RT-1523D (C)/U	5B-1 5B
82	Mounting Base, Electrical Equipment MT-6352A/VRC	6-1 6
83	Control-Monitor C-11291A/VRC	7-1 7
84	Battery Box, CY-8523B/PRC	8-1 8
85	Amplifier, Radio Frequency AM-7238A/VRC	9-1 9
	8502 PA/Control Assembly	10-1 10
86	Amplifier-Adapter, Vehicular AM-7239A/VRC	11-1 11
	8602 Chassis Assembly AM-7239A/VRC	12-1 12
	860201 Chassis Subassembly AM -7239A/VRC	13-1 13
87	Amplifier-Adapter, Vehicular AM-7239D/VRC	14-1 14
	8701 Chassis Assembly AM-7239D/VRC.....	15-1 15
95	Interconnecting Group ON-373/GRC (See TM 11-5820-890-30P-1)	
Section III	Special Tools List (N/A)	
Section IV	Cross-Reference Indexes	
	National Stock Number Index	I-1
	Part Number Index	I - 6

SECTION I INTRODUCTION

1. Scope

This RPSTL lists and authorizes spares and repair parts; special tools; special test, measurement, and diagnostic equipment (TMDE); and other special support equipment required for performance of unit and direct support maintenance of the AN/PRC-119A, AN/PRC-119D, AN/VRC-87A, AN/VRC-87D, AN/VRC-88A, AN/VRC-88D, AN/VRC-89A, AN/VRC-89D, AN/VRC-90A, AN/VRC-90D, AN/VRC-91A, AN/VRC-91D, AN/VRC-92A and AN/VRC-92D. It authorizes the requisitioning, issue, and disposition of spares, repair parts and special tools as indicated by the source, maintenance and recoverability (SMR) codes.

2. General

This Repair Parts and Special Tools List is divided into the following sections:

a. Section II, Repair Parts List. A list of spares and repair parts authorized by this RPSTL for use in the performance of maintenance. The list also includes parts which must be removed for replacement of the authorized parts. Parts lists are composed of functional groups in ascending numeric sequence, with the parts in each group listed in ascending item number sequence. Figure numbers are listed directly beneath the group header. Repair part kits are listed separately in their own functional group within section II. Repair parts for repairable special tools are also listed in this section. Items are shown on the associated illustration.

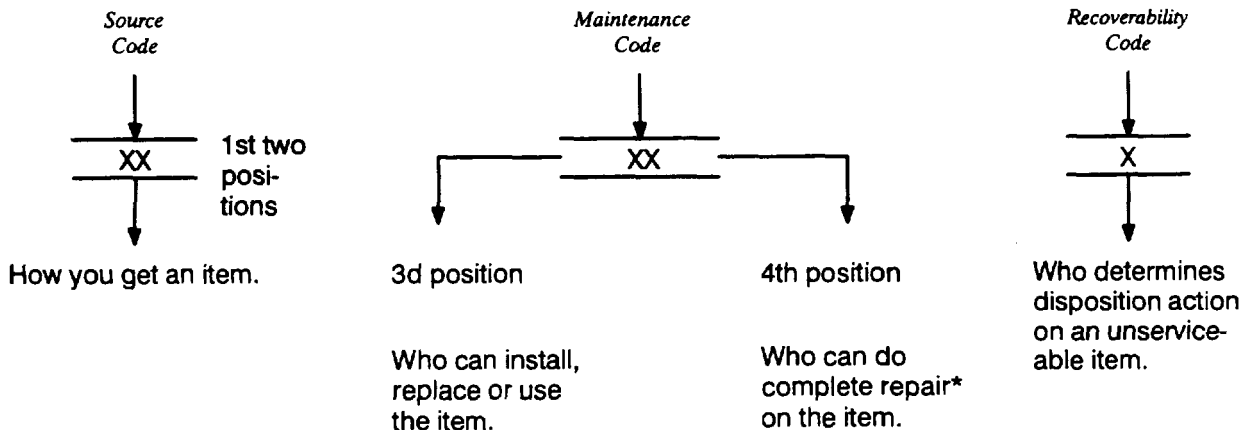
b. Section III, Special Tool List. A list of special tools, special TMDE, and other special support equipment authorized by this RPSTL (as indicated by Basis of Issue (BOI) information in DESCRIPTION AND USABLE ON CODE (UOC) column (6) for the performance of maintenance.

c. Section IV. Cross-Reference Indexes. There are two cross-reference indexes in this RPSTL: the National Stock Number Index and the Part Number Index. The National Stock Number Index refers you to the figure and item number. The Part Number Index refers you to the figure and item number.

3. Explanation of Columns (Sections II and III)

a. Item No. (Column (1)). Indicates the number used to identify items called out in the illustration.

b. SMR CODE (Column (2)). The source, maintenance, and recoverability (SMR) code is a five-position code containing supply/requisitioning information, maintenance category authorization criteria, and disposition instruction as shown in the following breakout:



NOTE

Complete repair: Maintenance capacity, capability, and authority to perform all corrective maintenance tasks of the "Repair" function in a use/user environment in order to restore serviceability to a failed item.

(1) *Source Code*. The source code tells you how to get an item needed for maintenance, repair, or overhaul of an end item/equipment. Explanations of source codes follows:

Code

PA
PB
PC
PD
PE
PF
PG

Explanation

Stocked items: use the applicable NSN to request/requisition items with these source codes. They are authorized to the category indicated by the source code entered in the third position of the SMR code.

NOTE

Items coded PC are subject to deterioration.

K
D
KF
KB

Items with these codes are not to be requested/requisitioned individually. They are part of a kit which is authorized to the maintenance category indicated in the third position of the SMR code. The complete kit must be requisitioned and applied.

MO — Made at org/
AVUM category
MF — Made at DS/
AVIM category
MH — Made at GS
category
ML — Made at Spec-
ialized Repair
Activity (SRA)
MD — Made at Depot

Items with these codes are not to be requested/requisitioned individually. They must be made from bulk material which is identified by the part number in the description and usable on code (UOC) column and listed in the Bulk Material group of the repair parts list. If the item is authorized to you by the third position code of the SMR code, but the source code indicates it is made at a higher category, order the item from the higher category of maintenance.

AO — Assembled by org/
AVUM category
AF — Assembled by DS/
AVIM category
AH — Assembled by GS
category
AL — Assembled by SRA
AD — Assembled by Depot

Items with these codes are not to be requested/requisitioned individually. The parts that make up the assembled item must be requisitioned or fabricated and assembled at the category of maintenance indicated by the source code. If the disposition code of the SMR code authorizes you to replace the item, but the source code indicates the item is assembled at a higher category, order the item from the higher category of maintenance.

- X A - Do not requisition an "XA" coded item. Order its next higher assembly.
- X B - If an "XB" item is not available from salvage, order it using the CAGEC and part number given.
- X C - Installation drawing, diagram, instruction sheet, field service drawing, that is identified by manufacturers part number.
- X D - Item is not stocked. Order an "XD" coded item through normal supply channels using the CAGEC and part number given, if no NSN is available.

NOTE

Cannibalization or controlled exchange, when authorized, may be used as a source of supply for items with the above source codes, except for those source coded "XA" or those aircraft support items restricted by requirements of AR 750-1.

(2) *Maintenance Code.* Maintenance codes tell you the category of maintenance authorized to USE and REPAIR support items. The maintenance codes are entered in the third and fourth positions of the SMR code as follows:

(a) The maintenance code entered in the third position tells you the lowest maintenance category authorized to remove, replace, and use an item. The maintenance code entered in the third position will indicate authorization to one of the following categories of maintenance.

<i>Code</i>	<i>Application/Explanation</i>
C -	Crew or operator maintenance done within organizational or aviation maintenance.
O -	Organizational or aviation unit category can remove, replace, and use the item.
F -	Direct support or aviation intermediate category can remove, replace, and use the item.
H -	General support category can remove, replace, and use the item.
L -	Specialized repair activity can remove, replace, and use the item.
D -	Depot category can remove, replace, and use the item.

(b) The maintenance code entered in the fourth position tells whether or not the item is to be repaired and identifies the lowest maintenance category with the capability to do complete repair (i.e., perform all authorized repair functions). This position will contain one of the following maintenance codes.

NOTE

Some limited repair may be done on the item at a lower level of maintenance, if authorized by the Maintenance Allocation Chart (MAC) and SMR codes.

<i>Code</i>	<i>Application/Explanation</i>
O -	Organizational or aviation unit is the lowest category that can do complete repair of the item.
F -	Direct support or aviation intermediate is the lowest category that can do complete repair of the item.
H -	General support is the lowest category that can do complete repair of the item.
L -	Specialized repair activity (designated the special repair activity) is the lowest category that can do complete repair of the item.
D -	Depot is the lowest category that can do complete repair of the item.
Z -	Nonreparable. No repair is authorized.
B -	No repair is authorized. (No parts or special tools are authorized for the maintenance of a "B" coded item.) However, the item may be reconditioned by adjusting, lubricating, etc., at the user category.

(3) *Recoverability Code.* Recoverability codes are assigned to items to indicate the disposition action on unserviceable items. The recoverability code is entered in the fifth position of the SMR Code as follows:

<i>Recoverability codes</i>	<i>Application/Explanation</i>
Z -	Nonreparable item. When unserviceable, condemn and dispose of the item at the category of maintenance shown in the third position of SMR code.
O -	Reparable item. When uneconomically repairable, condemn and dispose of the item at organizational or aviation unit category.
F -	Reparable item. When uneconomically repairable, condemn and dispose of the item at the direct support or aviation intermediate category.
H -	Reparable item. When uneconomically repairable, condemn and dispose of the item at general support category.
D -	Reparable item. When beyond lower category repair capability, return to depot. Condemnation and disposal of item not authorized below depot category.

L - Reparable item. Condemnation and disposal not authorized below specialized repair activity (SRA).
A - Item requires special handling or condemnation procedures because of specific reasons (e.g., precious metal content, high dollar value, critical material, or hazardous material). Refer to appropriate manuals/directives for specific instructions.

c. *NSN (Column (3))*. The National Stock Number for the item is listed in this column.

d. *CAGEC (Column (4))*. The Commercial and Government Entity Code (CAGEC) is a 5-digit numeric code which is used to identify the manufacturer, distributor, or Government agency, etc., that supplies the item.

e. *Part Number (Column (5))*. Indicates the primary number used by the manufacturer (individual, company, firm, corporation, or Government activity), which controls the design and characteristics of the item by means of its engineering drawings, specifications standards, and inspection requirements to identify an item or range of items.

NOTE

When you use an NSN to requisition an item, the item you receive may have a different part number from the part ordered.

f. *Description and Usable on Code (UOC) (Column (6))*. This column includes the following information:

(1) The Federal item name and, when required, a minimum description to identify the item.

(2) The statement "END OF FIGURE" appears just below the last item description in Column (5) for a given figure in both section II and section III.

g. *Qty (Column (7))*. Indicates the quantity of the item used in the breakout shown on the illustration figure, which is prepared for a functional group, subfunctional group, or an assembly. A "V" appearing in this column in lieu of a quantity indicates that the quantity is variable and the quantity may vary from application to application.

4. Explanation of Columns (Section IV)

a. *National Stock Number (NSN) Index*.

(1) *Stock number column*. This column lists the NSN by National item identification number (NIIN) sequence. The NIIN consists of the last nine digits of the NSN. When using this column to locate an item, ignore the first four digits of the NSN. Use the complete NSN (13 digits) when requisitioning items by stock number.

(2) *Fig. column*. This column lists the number of the figure where the item is identified/located. The illustrations are in numerical sequence in sections II and III.

(3) *Item column*. The item number identifies the item associated with the figure listed in the adjacent Fig. column. This item is also identified by the NSN listed on the same line.

b. *Part Number Index*. Part numbers in this index are listed by part number in ascending alphanumeric sequence (vertical arrangement of letters and number combination which places the first letter or digit of each group in order A through Z, followed by the numbers 0 through 9 and each following letter or digit in like order).

(1) *CAGEC column*. This column lists the Commercial and Government Entity Code (CAGEC).

(2) *Part number column*. This column indicates the part number assigned to the item.

(3) *Stock number column*. This column lists the National stock number for the associated part number and manufacturer identified in the part number and CAGEC columns to the left.

(4) *Fig. column*. This column lists the number of the figure where the item is identified/located in sections II and III.

(5) *Item column*. The item number is that number assigned to the item as it appears in the figure referenced in the adjacent figure number column.

5. Special Information

a. Associated Publications. The following publications pertain to AN/PRC-119A, AN/PRC-119D, AN/VRC-87A, AN/VRC-87D, AN/VRC-88A, AN/VRC-88D, AN/VRC-89A, AN/VRC-89D, AN/VRC-90A, AN/VRC-90D, AN/VRC-91A, AN/VRC-91D, AN/VRC-92A and AN/VRC-92D, Radio Sets and their components.

TM 11-5820-890-10-8 Operator's Manual SINCGARS Ground Combat Net Radio, ICOM AN/PRC-119A, AN/PRC-119D, AN/VRC-87A, AN/VRC-87D, AN/VRC-88A, AN/VRC-88D, AN/VRC-89A, AN/VRC-89D, AN/VRC-90A, AN/VRC-90D, AN/VRC-91A, AN/VRC-91D, AN/VRC-92A and AN/VRC-92D

TM 11-5820-890-20-1 Unit Maintenance Manual for Radio Sets AN/PRC-119A, AN/PRC-119D, AN/VRC-87A, AN/VRC-87D, AN/VRC-88A, AN/VRC-88D, AN/VRC-89A, AN/VRC-89D, AN/VRC-90A, AN/VRC-90D, AN/VRC-91A, AN/VRC-91D, AN/VRC-92A and AN/VRC-92D.

TM 11-5820-890-20-2 Unit Maintenance Manual for Radio Sets AN/PRC-119A, AN/PRC-119D, AN/VRC-87A, AN/VRC-87D, AN/VRC-88A, AN/VRC-88D, AN/VRC-89A, AN/VRC-89D, AN/VRC-90A, AN/VRC-90D, AN/VRC-91A, AN/VRC-91D, AN/VRC-92A and AN/VRC-92DA.

TM 11-5820-890-20P Unit Maintenance Repair Parts and Special Tools List for Radio Sets AN/PRC-119A, AN/PRC-119D, AN/VRC-87A, AN/VRC-87D, AN/VRC-88A, AN/VRC-88D, AN/VRC-89A, AN/VRC-89D, AN/VRC-90A, AN/VRC-90D, AN/VRC-91A, AN/VRC-91D, AN/VRC-92A and AN/VRC-92D.

TM 11-5820-890-30-1 (Vol I) Direct Support Maintenance Radio Receiver-Transmitter RT-1523(C)/U; Electrical Equipment Maintenance Group OA-9297/GRC; Vehicular Amplifier-Adapter AM-7239/VRC and AM-7239B/VRC; Radio Frequency Amplifier AM-7238/VRC; Control Monitor C-11291/VRC; Electrical Equipment Mounting Base MT-6352/VRC; Battery Box CY-8523/PRC and CY-8523A/PRC; Electrical Equipment Mounting Base MT-6353/VRC; Vehicular Antenna AS-3684/VRC and AS-3900/VRC; Electrical Special Purpose Cable Assembly CX-13313/VRC, Power Supply Adapter MX-10862/VRC; Battery Tray CY-8664/VRC; Electrical Equipment Mounting Base MT-6576/VRC; Loudspeaker-Control Unit LS-671/VRC; Electronic Counter-Countermeasure Fill Device MX-18290/VRC.

TM 11-5820-890-30-2 (Vol II) Direct Support Maintenance Radio Receiver-Transmitter RT-1523(C)/U; Electrical Equipment Maintenance Group OA-9297/GRC; Vehicular Amplifier-Adapter AM-7239/VRC and AM-7239B/VRC; Radio Frequency Amplifier AM-7238/VRC; Control Monitor C-11291/VRC; Electrical Equipment Mounting Base MT-6352/VRC; Battery Box CY-8523/PRC and CY-8523A/PRC; Electrical Equipment Mounting Base MT-6353/VRC; Vehicular Antenna AS-368/VRC and AS-3900/VRC; Electrical Special Purpose Cable Assembly CX-13313/VRC, Power Supply Adapter MX-10862/VRC; Battery Tray CY-8664/VRC; Electrical Equipment Mounting Base MT-6576/VRC; Loudspeaker-Control Unit LS-671/VRC; Electronic Counter-Countermeasure Fill Device MX-18290/VRC.

TM 11-5820-890-30-1 Direct Support Maintenance Repair Parts and Special Tools List for Radio Sets AN/PRC-119A, AN/PRC-119D, AN/VRC-87A, AN/VRC-87D, AN/VRC-88A, AN/VRC-88D, AN/VRC-89A, AN/VRC-89D, AN/VRC-90A, AN/VRC-90D, AN/VRC-91A, AN/VRC-91D, AN/VRC-92A and AN/VRC-92D. with Maintenance Groups OA-9263A/GRC and OA-9297/GRC.

TM 11-5820-914-40 General Support Maintenance Manual for Radio Sets AN/PRC-119, AN/PRC-119A, AN/VRC-87, AN/VRC-87A, AN/VRC-87C, AN/VRC-87D, AN/VRC-88, AN/VRC-88A, AN/VRC-89, AN/VRC-89A, AN/VRC-90, AN/VRC-90A, AN/VRC-91, AN/VRC-91A, AN/VRC-92 and AN/VRC-92A.

DMWR 11-5820-914 Depot Maintenance Work Requirement For Radio Sets AN/PRC-119, AN/PRC-119A, AN/VRC-87, AN/VRC-87A, AN/VRC-87C, AN/VRC-87D, AN/VRC-88, AN/VRC-88A, AN/VRC-89, AN/VRC-89A, AN/VRC-90, AN/VRC-90A, AN/VRC-91, AN/VRC-91A, AN/VRC-92 and AN/VRC-92A.

DMWR 11-6625-3094 Depot Maintenance Work Requirement Test Program Sets (TPS) for Radio Sets AN/PRC-119, AN/PRC-119A, AN/VRC-87, AN/VRC-87A, AN/VRC-87C, AN/VRC-87D, AN/VRC-88, AN/VRC-88A, AN/VRC-89, AN/VRC-89A, AN/VRC-90, AN/VRC-90A, AN/VRC-91, AN/VRC-91A, AN/VRC-92 and AN/VRC-92A.

TM 11-6625-3094-24 Unit, Direct Support and General Support Maintenance Manual Test Program Sets (TPS) for Radio Sets AN/PRC-119, AN/PRC-119A, AN/VRC-87, AN/VRC-87A, AN/VRC-87C, AN/VRC-88, AN/VRC-88A, AN/VRC-89, AN/VRC-89A, AN/VRC-90, AN/VRC-90A, AN/VRC-91, AN/VRC-91A, AN/VRC-92 and AN/VRC-92A.

TM 11-5820-890-30P-2

TM 11-6625-3094-24P Unit, Direct Support and General Support Maintenance Repair Parts and Special Tools List (including Depot Repair Parts) for Test Program Sets (TPS) for Radio Sets AN/PRC-119, AN/PRC-119A, AN/VRC-87, AN/VRC-87A, AN/VRC-87C, AN/VRC-88, AN/VRC-88A, AN/VRC-89, AN/VRC-89A, AN/VRC-90, AN/VRC-90A, AN/VRC-91, AN/VRC-91A, AN/VRC-92 and AN/VRC-92A.

b. Usable on code. The usable on code appears in the lower left corner of the Description Column heading. Usable on codes are shown as 'UOC:....' in the Description Column (justified left) on the first under the applicable item/nomenclature. Uncoded items are applicable to all models. Identification of the usable on codes used in the RPSTL are:

<u>Code</u>	<u>Used On</u>
JPK	RT-1523A(C)/U, A3131300
KWD	RT-1523A(C)/U, A3137500

c. National Stock Numbers. National Stock Numbers (NSNs) that are missing from "P" source coded items have been applied for and will be added to this TM by future change/revision when they are entered in the Army Master Data File (AMDF). Until the NSNs are established and published, submit exception requisition to: US Army Communications-Electronics Command and Fort Monmouth, ATTN: AMSEL-LC-COM-R-SR, Fort Monmouth, NJ 07703-5000 for the part required to support your equipment.

6. How to Locate Repair Parts

a. When National Stock Number or Part Number is Not Known.

(1) *First.* Using the table of contents, determine the assembly group or subassembly group to which the item belongs. This is necessary since figures are prepared for assembly groups and subassembly groups, and listings are divided into the same groups.

(2) *Second.* Find the figure covering the assembly group or subassembly group to which the item belongs.

(3) *Third.* Identify the item on the figure and note the item number.

(4) *Fourth.* Refer to the Repair Parts List for the figure and item numbers. The NSN's and Part numbers are in the same line as the associated item numbers.

(5) *Fifth.* Refer to the Part Number Index to find the NSN, if assigned.

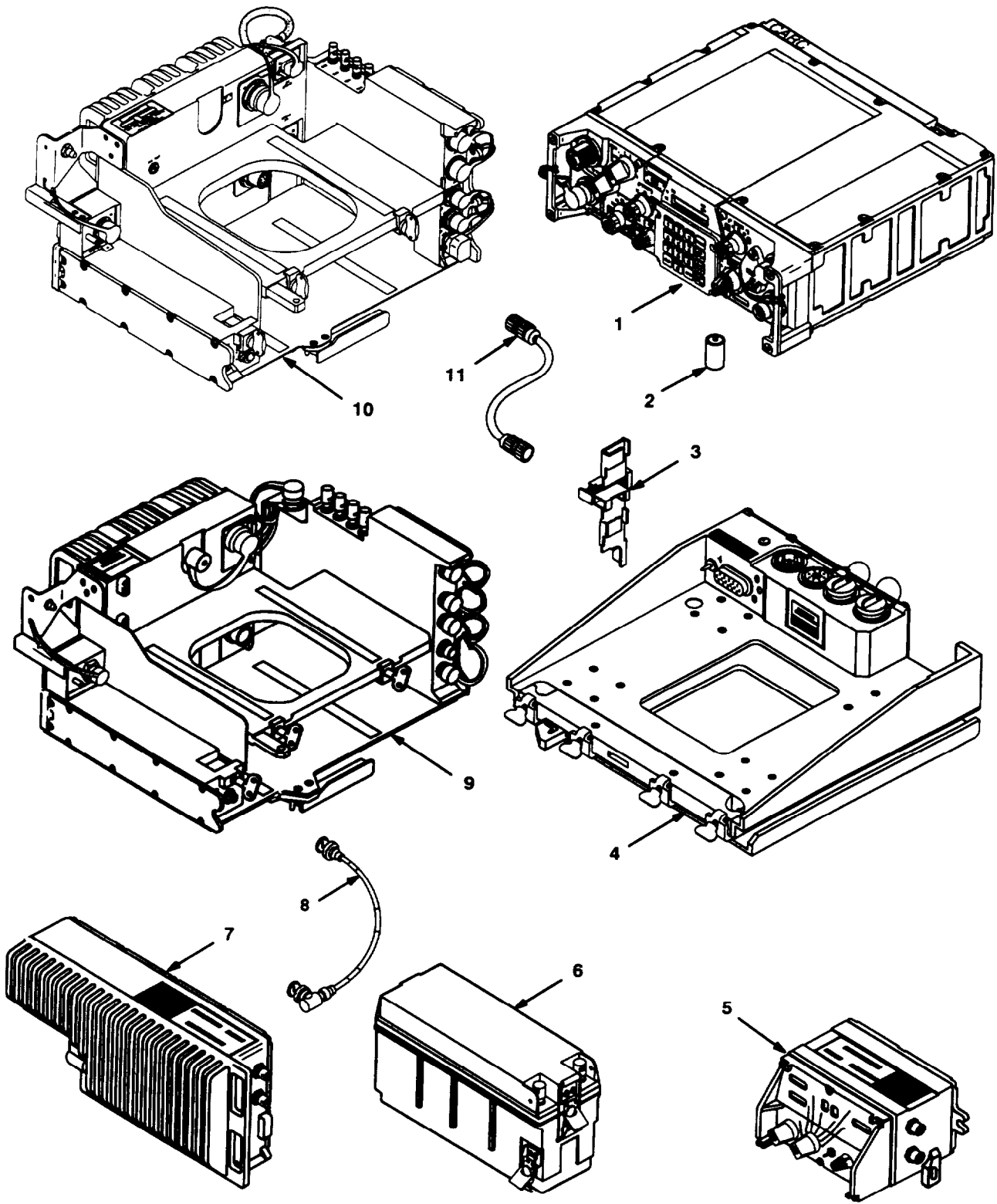
b. When National Stock Number or Part Number is Known.

(1) *First.* If you have the national stock number, look in the STOCK NUMBER column of the National Stock Number Index. The NSN is arranged in national item identification number (NIIN) sequence (see paragraph 4a). Note the figure and item number next to the NSN.

(2) *Second.* Turn to the figure and locate the item number. Verify that the item is the one you are looking for.

7. Abbreviations

Not applicable.

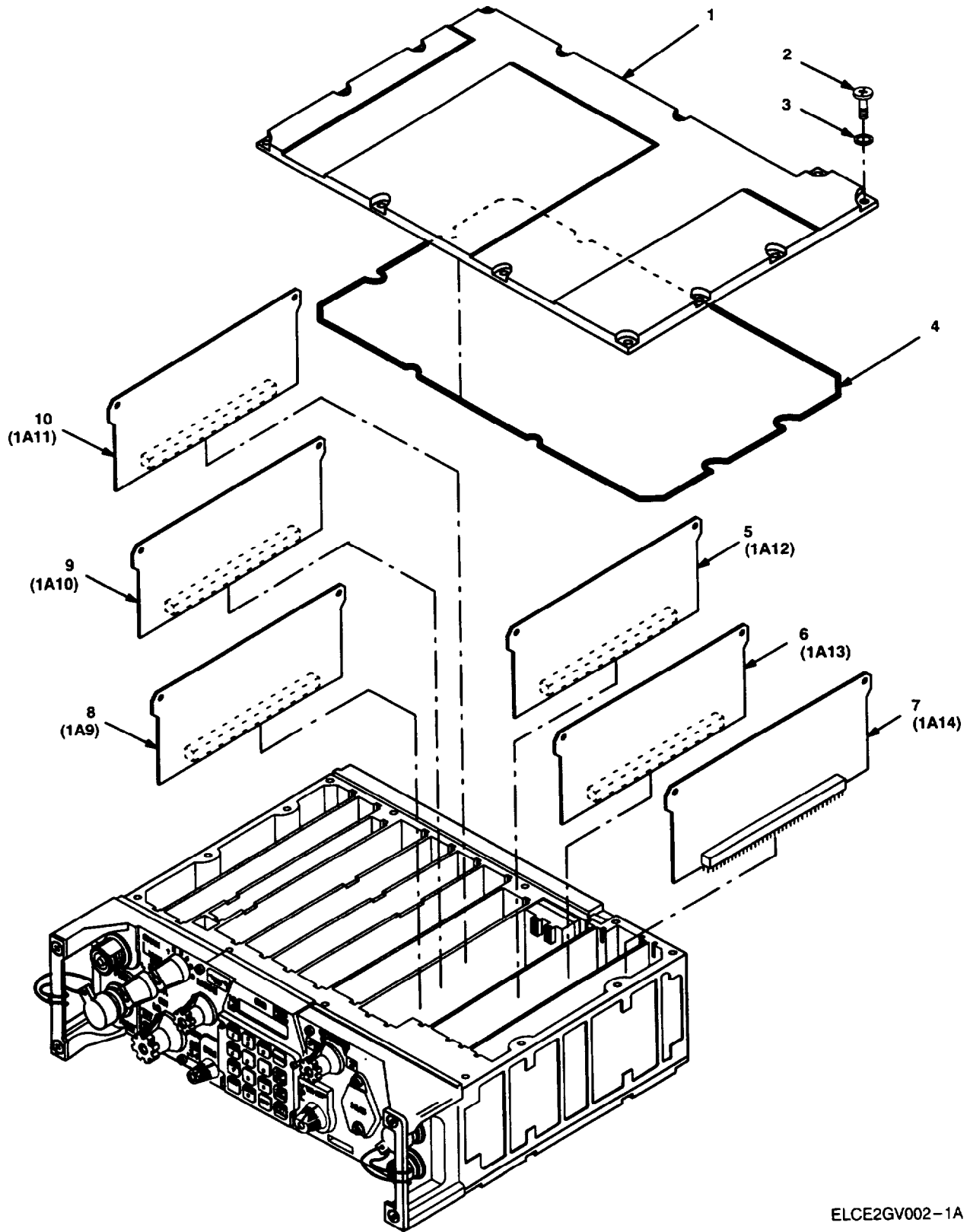


ELCE2GV001D

Figure 1. SINCGARS Family of Line Replaceable Units (LRUs), Second Source.

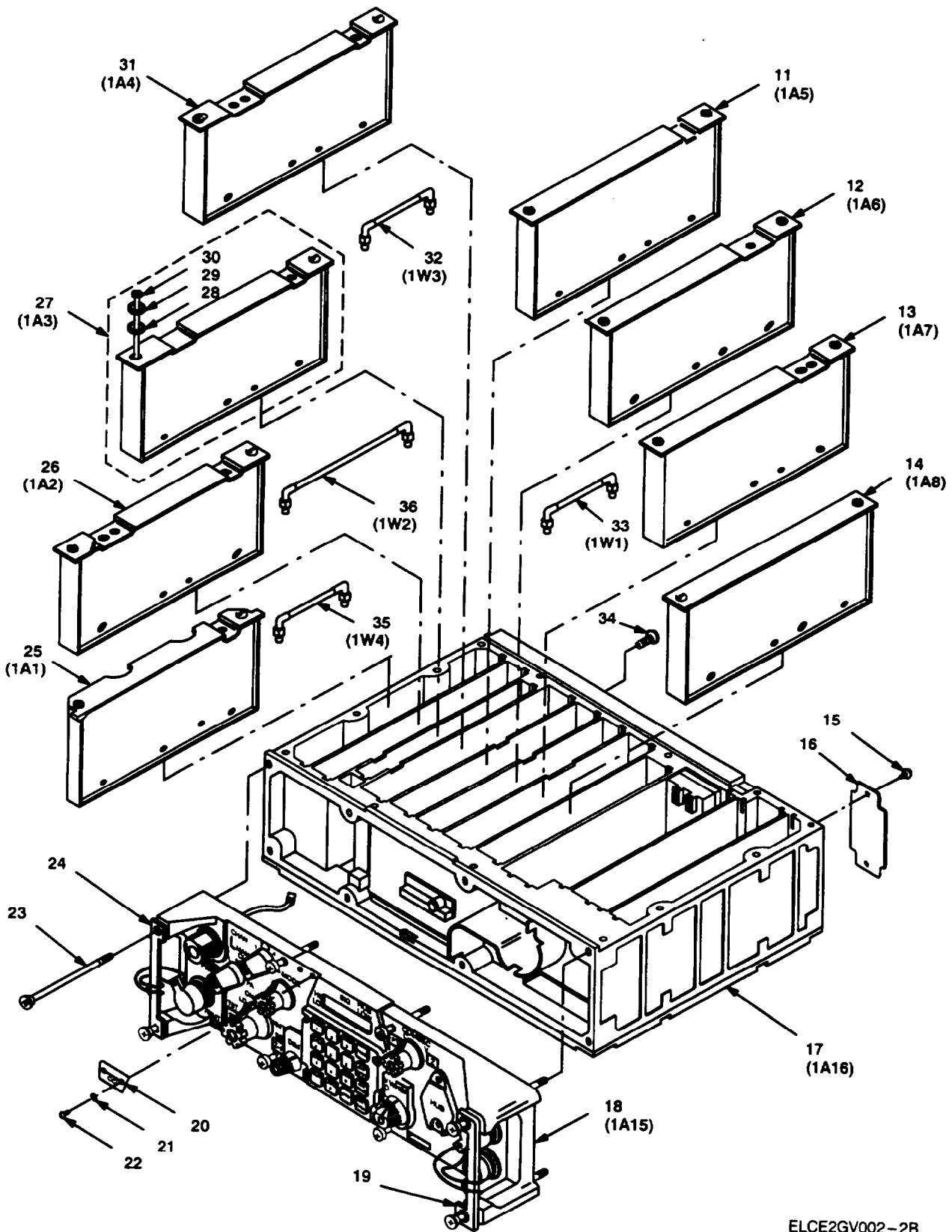
SECTION II			TM 11-5820-890-30P-2				
(1)	(2)	(3)	(4)	(6)	(6)	(7)	
ITEM NO	SMR CODE	NSN	CAGEC	PART NUMBER	DESCRIPTION AND USABLE ON CODES(UOC)	QTY	
GROUP 00 SINGGARS FAMILY OF LINE REPLACEABLE UNITS (LRUS), SECOND SOURCE							
FIGURE 1							
1	PAOFD	5820013187990	80058	RT-1523A(C)/U	RECEIVER-TRANSMITTER A3131300 (SEE FIGURE 2 FOR BREAKDOWN) CONTROLLED CRYPTOGRAPHIC ITEM (CCI)	1	
1	PAOFD	5820013187990	80058	RT-1523A(C)/U	RECEIVER-TRANSMITTE A3137500 (SEE FIGURE 2 FOR BREAKDOWN) CONTROLLED CRYPTOGRAPHIC ITEM (CCI)	1	
1	PAOFD	5820014108981	80058	RT-1523D(C)/U	RECEIVER-TRANSMITTE (SEE FIGURE 5 FOR BREAKDOWN) CONTROLLED CRYPTOGRAPHIC ITEM (CCI)	1	
2	PAOZZ	6135012146441	80058	BA-5372/U	BATTERY, NONRECHARGE	1	
3	PAOZZ	5340014304723	80063	A3256492	BAR, LATCH (LOCKING BAR)	1	
4	PAOFF	5975013042050	80058	MT-6352A/VRC	MOUNTING BASE, ELECT (SEE FIGURE 6 FOR BREAKDOWN)	1	
5	PAOFF	5895013091309	80058	C-11291A/VRC	CONTROL-MONITOR (SEE FIGURE 7 FOR BREAKDOWN)	1	
6	PAOFF	6160013042034	80058	CY-8523B/PRC	BATTERY BOX (SEE FIGURE 8 FOR BREAKDOWN)	1	
7	PAOFD	5895013068093	80058	AM-7238A/VRC	AMPLIFIER, RADIO FRE (SEE FIGURE 9 FOR BREAKDOWN)	1	
8	PAOZZ	5995013042026	80063	A3013824-3	CABLE ASSEMBLY, RADI W2 CABLE	1	
9	PADFD	5895013048389	80058	AM-7239A/VRC	AMPLIFIER, ADAPTER (SEE FIGURE 11 FOR BREAKDOWN)	1	
10	PAOFD	5895014228781	80058	AM-7239D/VRC	AMPLIFIER, ADAPTER, V (SEE FIGURE 14 FOR BREAKDOWN)	1	
11	PAOZZ	5995013100335	80063	A3013735-7	CABLE ASSEMBLY, SPEC W4 CABLE	1	

END OF FIGURE



ELCE2GV002-1A

Figure 2. Receiver-Transmitter, Radio RT-1523A(C)/U (Sheet 1 of 2).



ELCE2GV002-2B

Figure 2. Receiver-Transmitter, Radio RT-1523A(C)/U (Sheet 2 of 2).

SECTION II

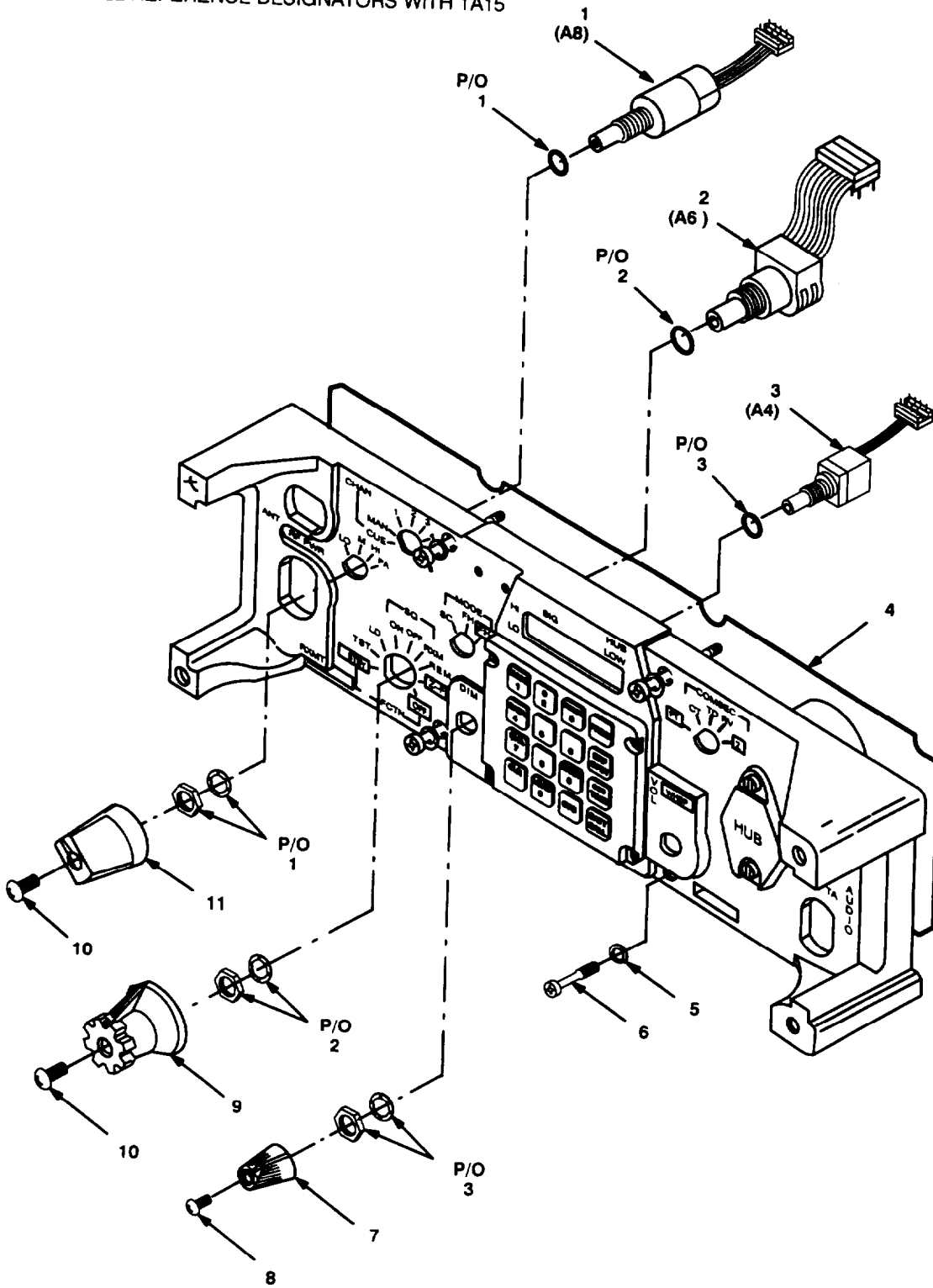
TM 11-5820-890-30P-2

(1) ITEM NO	(2) SMR CODE	(3) NSN	(4) CAGEC	(5) PART NUMBER	(6) DESCRIPTION AND USABLE ON CODES(UOC)	(7) QTY
					GROUP 80 RECEIVER-TRANSMITTER, RADIO RT-1523A(C)/U	
					FIGURE 2	
1	PAFZZ	5895013514534	80063	A3131645	COVER, ELECTRONIC CO UPPER	1
2	PAFZZ	5305013514309	80063	A3131761-5	SCREW, CAP, SOCKET HE	13
3	PAFZZ	5310013534941	80205	NAS620C4LP	WASHER, FLAT	13
4	PCFZZ	5330014137826	80063	A3131390-5	GASKET	1
5	PAFP	5998013512481	80063	A3131515	CIRCUIT CARD ASSEMB RED POWER SUPPLY(CAUTION-STATIC SENSITIVE)	1
6	PAFZA	5998013512482	80063	A3131660	CIRCUIT CARD ASSEMB E-GTN, CONTROLLED CRYPTOGRAPHIC ITEM (CCI) (CAUTION-STATIC SENSITIVE) UOC:JPK	1
6	PAFZA	5998014121323	80063	A3131650	CIRCUIT CARD ASSEMB E-GTN, CONTROLLED CRYPTOGRAPHIC ITEM (CCI) (CAUTION-STATIC SENSITIVE) UOC:KWD	1
7	PAFZZ	5998013068157	80063	A3131620	CIRCUIT CARD ASSEMB AUDIO- TACFIRE(CAUTION-STATIC SENSITIVE) UOC:JPK	1
7	PAFZZ	5998014121322	80063	A3163427	CIRCUIT CARD ASSEMB AUDIO- TACFIRE(CAUTION-STATIC SENSITIVE) UOC:KWD	1
8	PAFZZ	599801368159	80063	A3131595	CIRCUIT CARD ASSEMB ECCM(CAUTION- STATIC SENSITIVE) UOC:JPK	1
8	PAFZZ	5998014121327	80063	A3131344	CIRCUIT CARD ASSEMB ECCM(CAUTION- STATIC SENSITIVE) UOC:KWD	1
9	PAFZZ	5998013521693	80063	A3131457	CIRCUIT CARD ASSEMB REMOTE SWITCH (CAUTION-STATIC SENSITIVE)	1
10	PAFZZ	599801399889	80063	A3131377	CIRCUIT CARD ASSEMB CPU(CAUTION- STATIC SENSITIVE) UOC:JPK	1
10	PAFZZ	5998014121324	80063	A3131630	CIRCUIT CARD ASSEMB CPU(CAUTION- STATIC SENSITIVE) UOC:KWD	1
11	PAFZZ	5998013518323	80063	A3131474	CIRCUIT CARD ASSEMB TSP(CAUTION- STATIC SENSITIVE)	1
12	PAFZZ	5895013514528	80063	A3131475	SYNCHRONIZER,ELECTR SYNTHESIZER(CAUTION-STATIC SENSITIVE)	1
13	PAFZZ	5998013518324	80063	A3131476	CIRCUIT CARD ASSEMB RSP(CAUTION- STATIC SENSITIVE)	1
14	PAFZZ	6130013514468	80063	A3163247	POWER SUPPLY BLACK POWER SUPPLY (CAUTION-STATIC SENSITIVE)	1
15	PAFZZ	5305014000449	80063	A3131791-1	SCREW, DRIVE	2
16	XBFZZ		80063	A3131269-12	IDENTIFICATION PLAT	1

SECTION II		TM 11-5820-890-30P-2				
(1) ITEM NO	(2) SMR CODE	(3) NSN	(4) CAGEC	(5) PART NUMBER	(6) DESCRIPTION AND USABLE ON CODES (UOC)	(7) QTY
16	XBFZZ		80063	A3131269-13	UOC:JPK IDENTIFICATION PUT	1
17	XBFFF		80063	A3131452	UOC:KWD CHASSIS ASSY, RT (SEE FIGURE 4 FOR BREAKDOWN) (SERIAL NUMBER EFFECTIVITY 00561 THRU 02275	1
17	XBFFF		80063	A3131796	UOC:JPK CHASSIS ASSY, RT (SEE FIGURE 4 FOR BREAKDOWN) (SERIAL NUMBER EFFECTIVITY 02276 AND SUBSEQUENT)	1
18	XBFFF		80063	A3131448	PANEL ASSY, FRONT (SEE FIGURE 3 FOR BREAKDOWN) (SERIAL NUMBER EFFECTIVITY 00551 THRU 02275)	1
18	XBFFF		80063	A3131627	UOC:JPK PANEL ASSY, FRONT (SEE FIGURE 3 FOR BREAKDOWN) (SERIAL NUMBER EFFECTIVITY 02276 AND SUBSEQUENT)	1
19	PAFZZ	5340013514456	80063	A3131539	HANDLE, BOW RIGHT HANDLE	1
20	XBFZZ		80063	A3131269-1	PLATE, IDENTIFICATIO	1
21	PAFZZ	5310013538618	80205	NAS620C2P	WASHER,FLAT	2
23	PAFZZ	5305004947334	96906	MS1957-2B	SCREW, MACHINE	2
23	PAFZZ	5305013514307	80063	A3131761-6	SCREW, CAP, SOCKET HE	4
24	PAFZZ	5340013514455	80063	A3131538	HANDLE, BOW LEFT HANDLE	1
26	PAFZZ	5820014212608	80063	A3163377	EXCITER, RADIO FREQU EXCITER, PWER AMP CCA (CAUTION-STATIC SENSITIVE)	1
26	PAFZZ	5998023518321	80063	A3131471	CIRCUIT CARD ASSEMB LP FILTER ANT MATCHING NET(CAUTION-STATIC SENSITIVE)	1
27	PAFZZ	5998013516322	80063	A3131472	CIRCUIT CARD ASSEMB LOGIC CCA(CAUTION-STATIC SENSITIVE)	1
28	PAFZZ	5310013517944	80205	NAS620C8LP	WASHER,FLAT	16
29	PAFZZ	5310002240748	96906	MS35338-137B	WASHER,LOCK	16
30	PAFZZ	5305013514306	80063	A3131746-2	SCREW, CAP, SOCKET HE CAPTIVE SCREW	16
31	PAFZZ	5820013414464	80063	A3131473	TUNER, RADIO FREQUEN TUNER CCA(CAUTION-STATIC SENSITIVE) (SERIAL NUMBER EFFECTIVITY 00551 THRU 26750)	1
31	PAFZZ	5820014231483	80063	A3163366	TUNER, RADIO FREQUEN TUNER CCA (CAUTION STATIC SENSITIVE)	1
32	PAFZZ	5995013512375	80063	A9131329	CABLE ASSEMBLY, RADI W3	1
33	PAFZZ	5995013512378	80063	A3131328	CABLE ASSEMBLY, RADI W1	1
34	PAFZZ	5305004333707	96906	MS3212-21	SCREW, MACHINE	1
35	PAFZZ	5995013512376	80063	A3131330	CABLE ASSEMBLY, RADI W4	1
38	PAFZZ	5995013512977	80063	A3131327	CABLE ASSEMBLY, RADI W2	1

END OF FIGURE

NOTE:
PREFIX ALL REFERENCE DESIGNATORS WITH 1A15

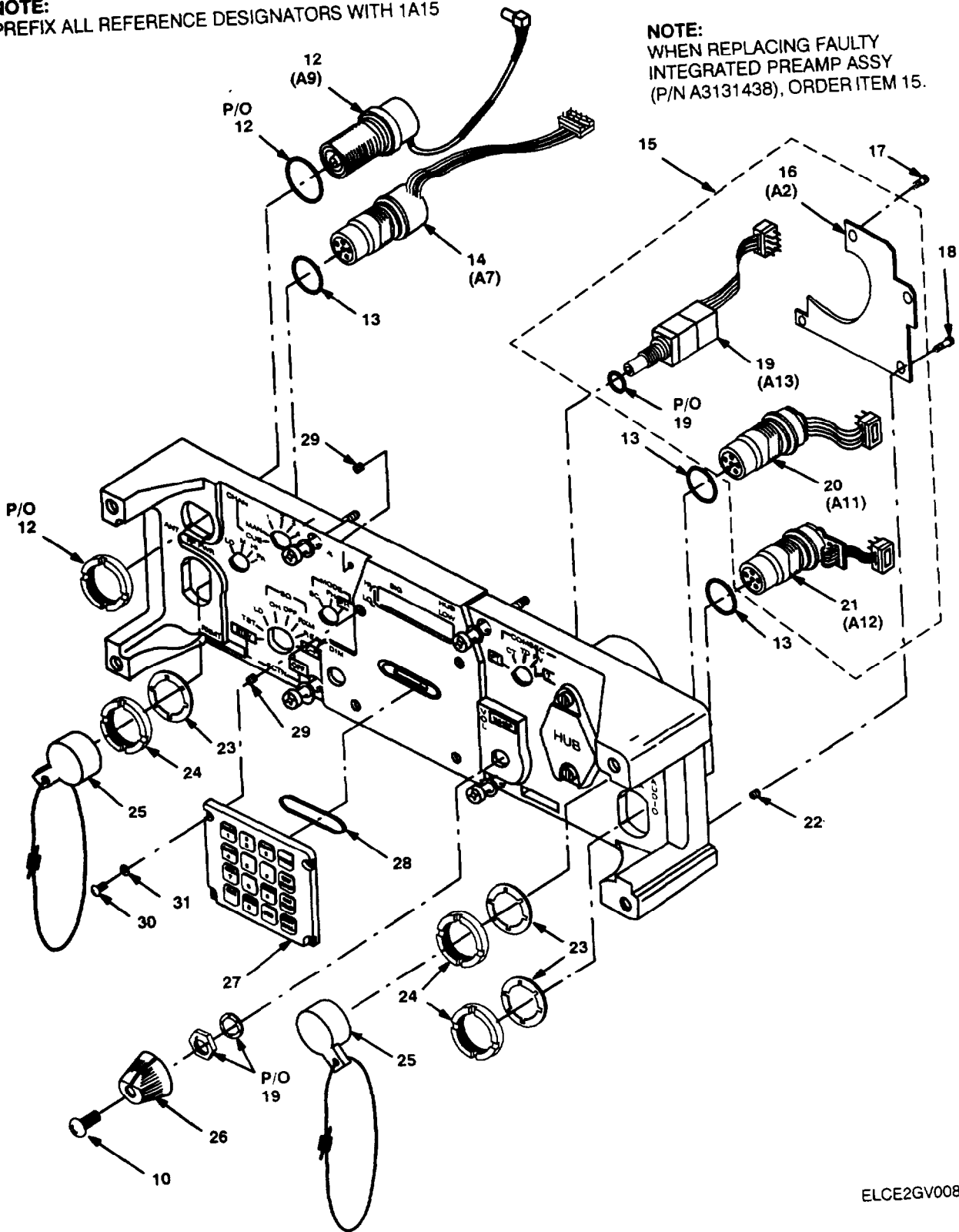


ELCE2GV008-1C

Figure 3. Front Panel Assembly RT-1523A(C)/U (Sheet 1 of 3).

NOTE:
PREFIX ALL REFERENCE DESIGNATORS WITH 1A15

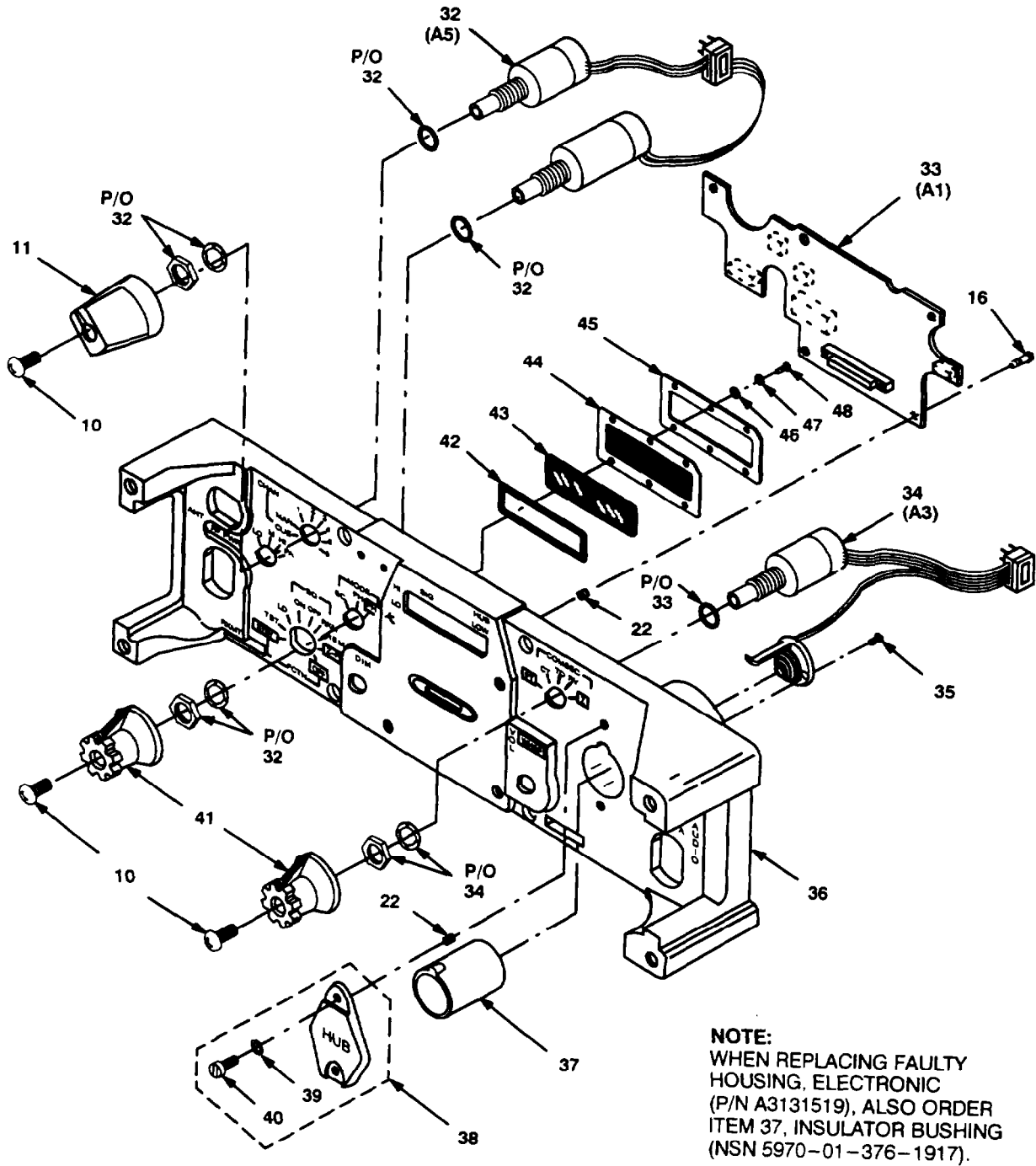
NOTE:
WHEN REPLACING FAULTY
INTEGRATED PREAMP ASSY
(P/N A3131438), ORDER ITEM 15.



ELCE2GV008-2E

Figure 3. Front Panel Assembly (Sheet 2 of 3).

NOTE:
PREFIX ALL REFERENCE DESIGNATORS WITH 1A15



ELCE2GV008-3F

Figure 3. Front Panel Assembly RT-1523A(C)/U (Sheet 3 of 3).

SECTION II **TM11-5820-890-30P-2**

(1)	(2)	(3)	(4)	(5)	(6)	(7)
ITEM	SMR			PART		
NO	CODE	NSN	CAGEC	NUMBER	DESCRIPTION AND USABLE ON CODES(UOC)	QTY

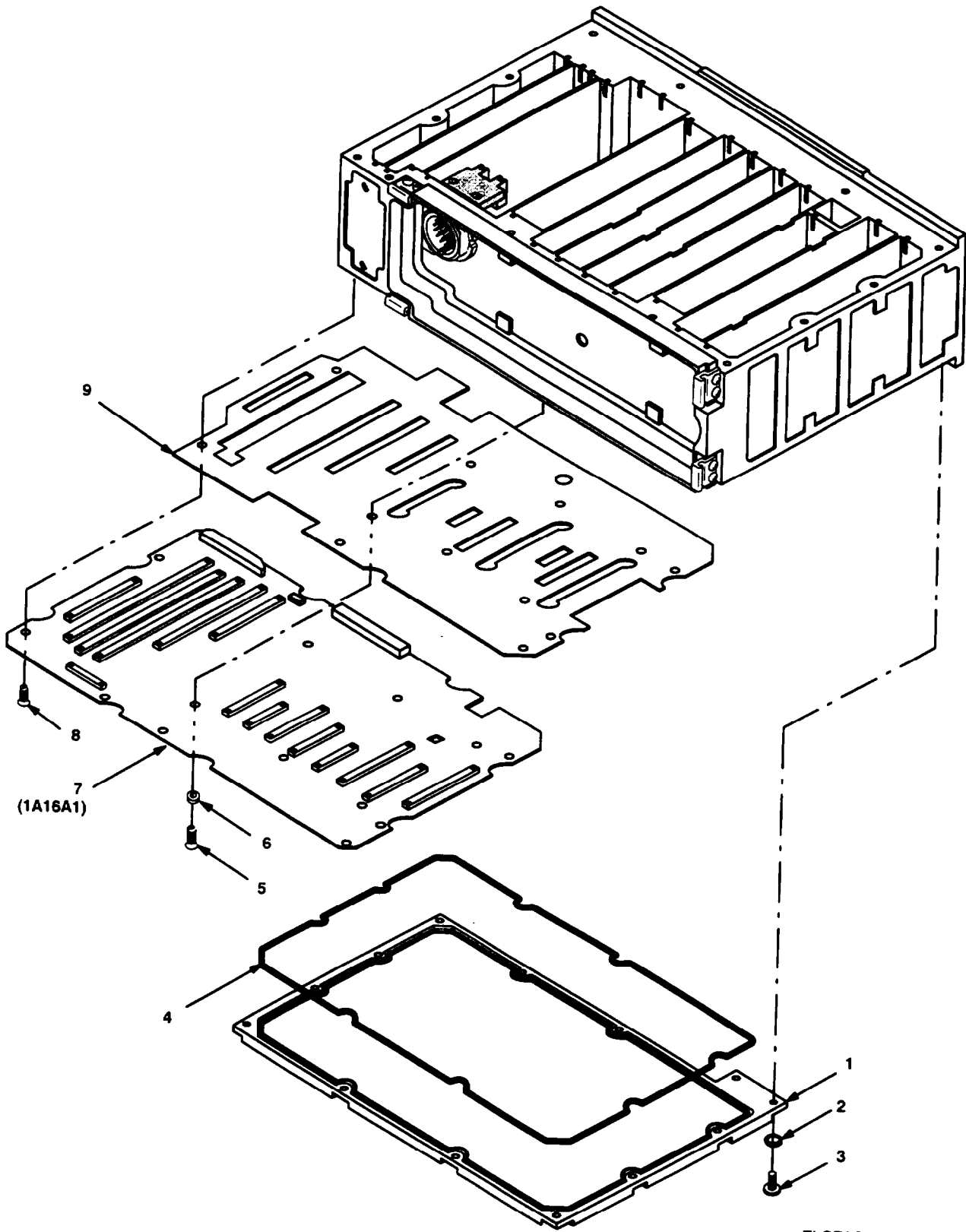
GROUP 8016 FRONT PANEL ASSEMBLY

FIGURE 3

1	PAFZZ	5930013512355	80063	A3131326	SWITCH, ROTARY SWITCH ASSY, RF POWER.	1
2	PAFZZ	5930013512354	80063	A3131744	SWITCH, ROTARY FUNCTION(SERIAL NUMBER EFFECTIVITY 00551 THRU 02275) UOC:JPK	1
2	PAFZZ	5930013761999	80063	A3131812	SWITCH, ROTARY FUNCTION(SERIAL NUMBER EFFECTIVITY 02276 AND SUBSEQUENT)	1
3	PAFZZ	5905013614294	80063	A3131768	RESISTOR, VARIABLE, N POTENTIOMETER ASSY, DIM	1
4	PCFZZ	5330013514346	80063	A3131390-2	GASKET	1
5	PAFZZ	5310013517944	80205	NAS620C8LP	WASHER, FLAT	4
6	PAFZZ	5305013514308	80063	A3131761-4	SCREW, CAP, SOCKET HE	4
7	PAOZZ	5355013821108	80063	A3131446	KNOB DIR	1
8	PAOZZ	5305013762203	80063	A3131849	SCREW, MACHINE	1
9	PAOZZ	5355013512337	80063	A3131425	KNOB FUNCTION-RT	1
10	PAOZZ	5305013742158	80063	A3131789	SCREW, MACHINE	6
11	PAOZZ	5355013512339	80063	A3131423	KNOB PWR/CHAN	2
12	PAFZZ	5935013518387	80063	A3131691-2	CONNECTOR ASSEMBLY, RF CONNECTOR	1
13	PCFZZ	5330014060483	80063	A3131644	0-RING	3
14	PAFZZ	5935013514557	80063	A3131799	CONNECTOR ASSEMBLY, CONNECTOR ASSEMBLY, RETRANSMIT	1
15	PAFFF	5998014123321	80063	A3131797	CIRCUIT CARD ASSEMB PREAMP ASSY (CAUTION-STATIC SENSITIVE)	1
16	PAFZZ	5998014121326	80063	A3131548	CIRCUIT CARD ASSEMB PREAMP UOC:KWD	1
17	PAFZZ	5305013990473	80063	A3131745-4	SCREW, SHOULDER	7
18	PAFZZ	5305013514469	80063	A3131745-3	SCREW, MACHINE	2
19	PAFZZ	5905014154146	80063	A3131626	RESISTOR, VARIABLE, N VOLUME UOC:KWD	1
20	PAFZZ	5935014142631	80063	A3131786	CONNECTOR ASSEMBLY, FILL UOC:KWD	1
21	PAFZZ	5935014157715	80063	A3131382	CONNECTOR ASSEMBLY, DATA UOC:KWD	1
22	PAFZZ	5325010114140	96906	MS21209C0410L	INSERT, SCREW THREAD	11
23	PAFZZ	5310013811748	16870	25631-1	WASHER, LOCK	3
24	PAFZZ	5310013996997	80063	A3131643	NUT, PLAIN, ROUND	3
25	PAOZZ	5340013996114	80063	A3131669-4	CAP, PROTECTIVE, DUST	2
26	PAOZZ	5355013512338	80063	A3131422	KNOB VOLUME	1
27	PAFZZ	5895013514486	80063	A3131755-1	KEYBOARD, DATA ENTRY (SERIAL NUMBER EFFECTIVITY 00551 THRU 02275) UOC:JPK	1
27	PAFZZ	5895013890640	80063	A3131755-2	KEYBOARD, DATA ENTRY (SERIAL NUMBER EFFECTIVITY 02276 AND SUBSEQUENT)	1
28	PCFZZ	5330011079249	81349	M83461/1-024	0-RING	1
29	PAFZZ	5325010239473	96906	MS21209C0210L	INSERT, SCREW THREAD 2-56 X 1	6
30	PAFZZ	5305002240783	96906	MS51957-4B	SCREW, MACHINE	4
31	PAFZZ	5310013538618	80205	NAS620C2P	WASHER, FLAT	4

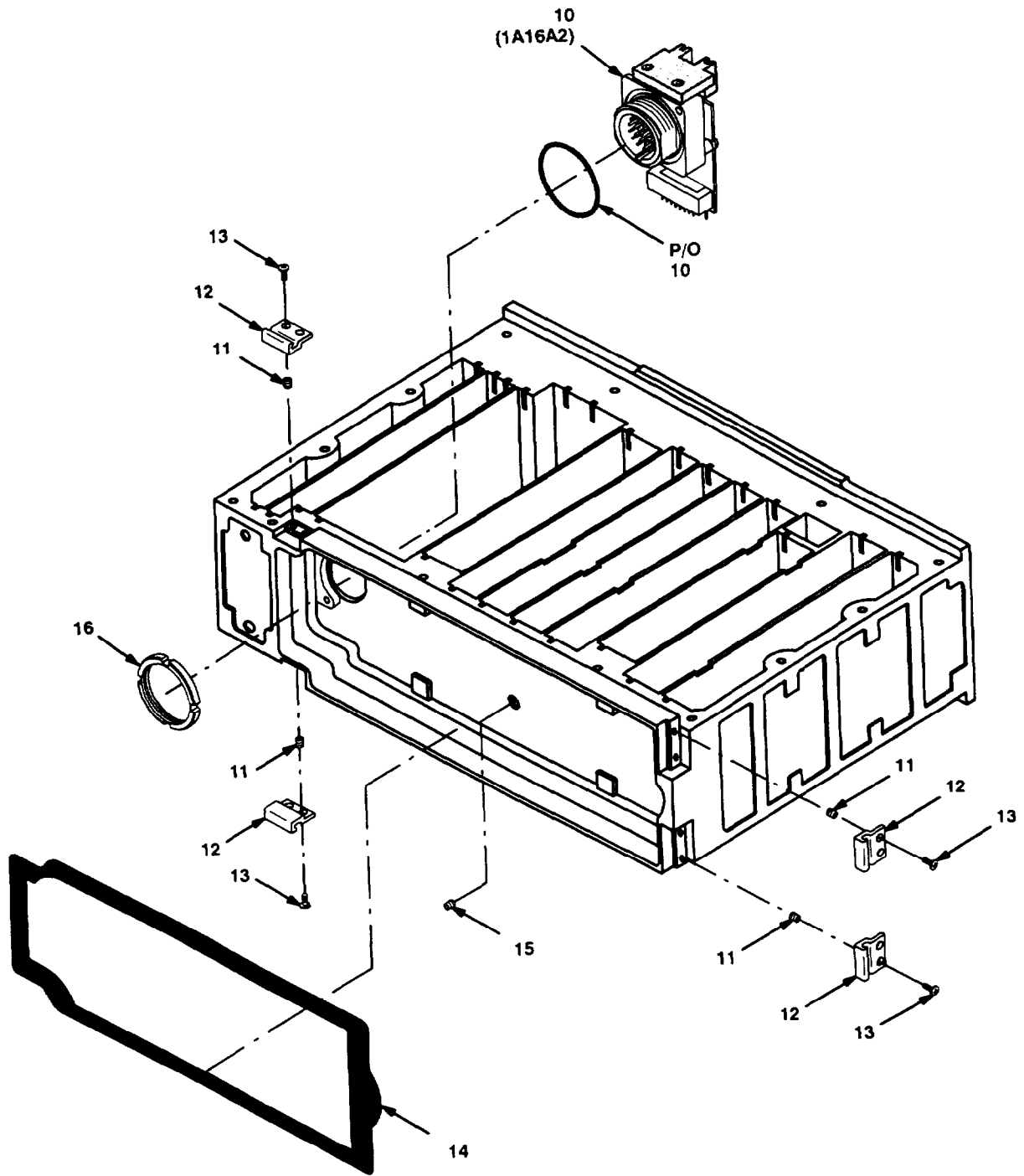
SECTION II		TM 11-5820-890-30P-2				
(1)	(2)	(3)	(4)	(5)	(6)	(7)
ITEM NO	SMR CODE	NSN	CAGEC	PART NUMBER	DESCRIPTION AND USABLE ON CODES(UOC)	QTY
32	PAFZZ	5930013512353	80063	A3131742	SWITCH, ROTARY CHANNEL/MODE	1
33	PAFZZ	5998013068158	80063	A3131400	CIRCUIT CARD ASSEMB DISPLAY, CAUTION-STATIC SENSITIVE) (SERIAL NUMBER EFFECTIVITY 00551 THRU 02275) UOC:JPK	1
33	PAFZZ	5998013749920	80063	A3131440	CIRCUIT CARD ASSEMB DISPLAY (CAUTION-STATIC SENSITIVE)(SERIAL NUMBER EFFECTIVITY 02276 AND SUBSEQUENT)	1
34	PAFZZ	5995013512374	80063	A3131707	CABLE ASSEMBLY, SPEC COMSEC/HUB SWITCH ASSEMBLY	1
36	PAFZZ	5305000311042	96906	MS24693-2B	SCREW, MACHINE	2
36	PAFFF	5999013890634	80063	A3131946	HOUSING, ELECTRONIC (WHEN REPLACING HOUSING, ELECTRONIC P/N A3131519, ALSO ORDER INSULATOR BUSHING. NSN 5970-01-376-1917)	1
37	PAOZZ	5970013517924	80063	A3131778	INSULATOR, BUSHING HUB SLEEVE(SERIAL NUMBER EFFECTIVITY 00551 THRU 02275) (USE WITH ITEM 36, P/N A3131519) UOC:JPK	1
37	PAOZZ	5970013761817	80063	A3131647	INSULATOR, BUSHING HUB SLEEVE, (SERIAL NUMBER EFFECTIVITY 02276 AND SUBSEQUENT) (USE WITH ITEM 36, P/N A3131946)	1
38	PAOZZ	5895013514535	80063	A3131670	COVER, ELECTRONIC CO	1
39	PAOZZ	5310013534941	80205	NAS620C4LP	WASHER, FLAT	2
40	PAOZZ	530501521691	80063	A3131431	SCREW, MACHINE	2
41	PAOZZ	5355013518003	80063	A3131424	KNOB COMSEC/MODE	2
42	PCFZZ	5330013392710	80063	A3131934	GASKET	1
43	PAFZZ	9340014000623	80063	A3131922-3	WINDOW,OBSERVATION	1
44	PAFZZ	5330013514345	80063	A3131388	GASKET ELEC WINDOW	1
45	XBFFZ	567003514452	80063	A3131389	FRAME, OBSERVATION W	1
46	PAFZZ	5310000434708	80205	NAS620C2	WASHER, FLAT	6
47	PAFZZ	5310009282690	96906	MS35338-134	WASHER, LOCK	6
48	PAFZZ	5305000545637	96906	5 1 % 7 - 3	SCREW, MACHINE	6

END OF FIGURE



ELCE2GV009-1C

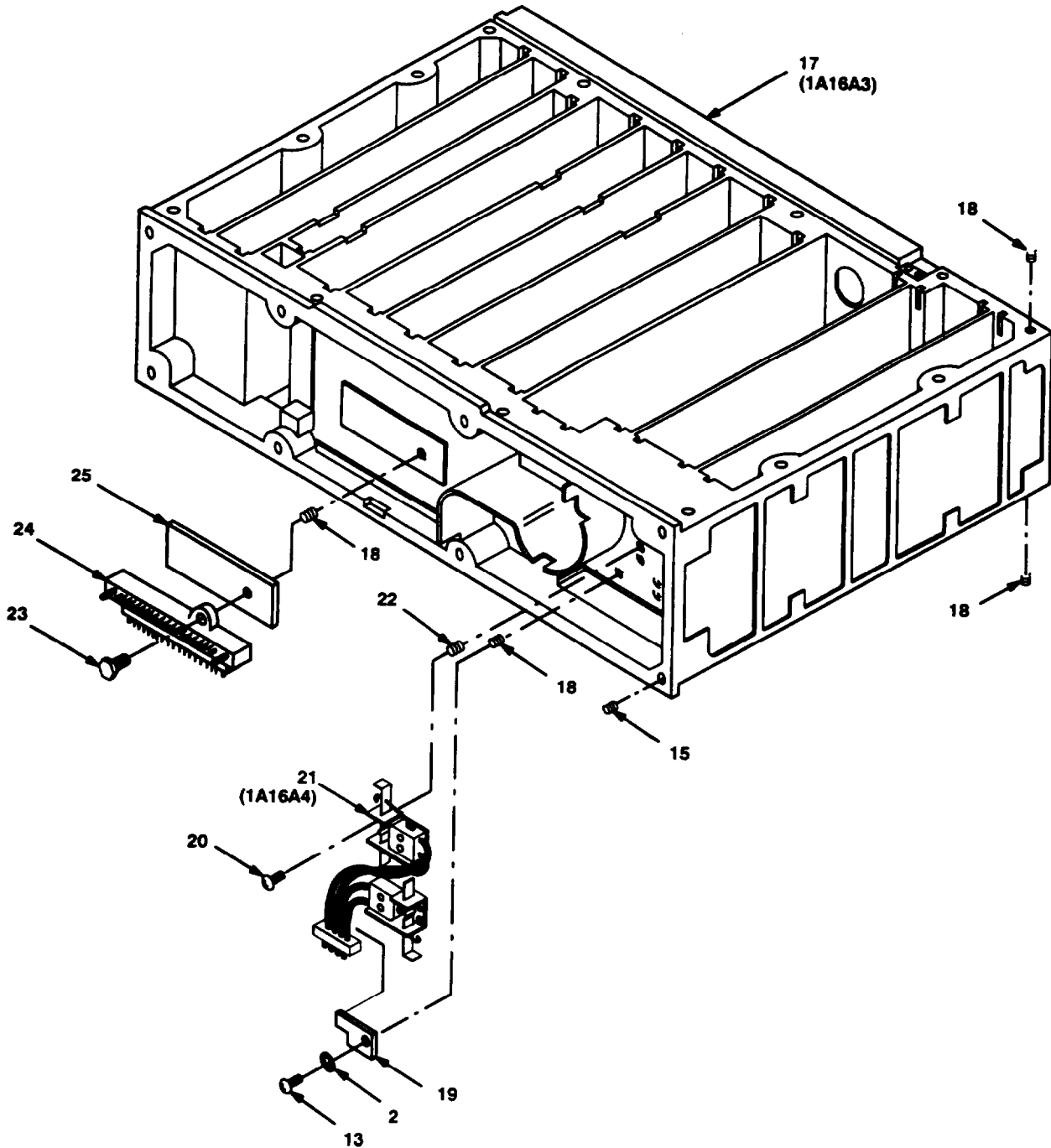
Figure 4. Chassis Assembly RT-1523A(C)/U (Sheet 1 of 3)



ELCEPGV009-2E

Figure 4. Chassis Assembly RT-1523A(C)/U (Sheet 2 of 3).

NOTE:
WHEN REPLACING FAULTY CHASSIS, ELECTRICAL
(P/N A3131771 OR A3131781),
ALSO ORDER ITEM 21, TAMPER SWITCH ASSEMBLY
(NSN 5970-01-377-3531).



ELCE2GV009-3D

Figure 4. Chassis Assembly RT-1523A(C)/U (Sheet 3 of 3).

SECTION II			TM 11-5820-890-30P-2			
(1)	(2)	(3)	(4)	(5)	(6)	(7)
ITEM NO	SMR CODE	NSN	CAGEC	PART NUMBER	DESCRIPTION AND USABLE ON CODES(UOC)	QTY

GROUP 8017 CHASSIS ASSEMBLY

FIGURE 4

1	PAFZZ	5895013514536	80063	A3131646	COVER, ELECTRONIC CO LOWER	1
2	PAFZZ	5310013534941	80205	NAS62DC4LP	WASHER,FLAT	14
3	PAFZZ	5305013514309	80063	A3131761-5	SCREW, CAP, SOCKET HE	13
4	PCFZZ	5330014137826	80063	A3131390-5	GASKET	1
5	PAFZZ	5305013754016	80063	A3131664-2	SCREW, MACHINE	4
6	PAFZZ	5365013996465	80063	A3131709	SPACER,SLEEVE	4
7	PAFZZ	5998013899884	80063	A3131340	CIRCUIT CARD ASSEMB MOTHERBOARD, RT (CAUTION-STATIC SENSITIVE) UOC:JPK	1
7	PAFZZ	5998014121333	80063	A3131324	CIRCUIT CARD ASSEMB MOTHERBOARD, RT(CAUTION-STATIC SENSITIVE)	1
8	PAFZZ	5305013521692	80063	A3131664-1	SCREW, MACHINE	14
9	PAFZZ	5970013514327	80063	A3131375	INSULATOR, SPACER	1
10	PAFZZ	5935014160370	80063	A3131451-1	CONNECTOR ASSEMBLY,	1
11	PAFZZ	5325010114140	96906	MS21209C0410L	INSERT, SCREW THREAD A-40 X 1	8
12	PAOZZ	5340013534967	80063	A3131391	STRIKE, CATCH	4
13	PAOZZ	5305004947333	96906	MS51957-136	SCREW, MACHINE	9
14	PCFZZ	5330013514348	80063	A3131426	GASKET	1
15	PAFZZ	5326010153249	96906	MS21209C0810L	INSERT, SCREW THREAD 8-32 X 1.	9
16	PAFZZ	5310012981440	80063	A3013580-1	NUT, PLAIN, ROUND	1
17	PAFFF	5975013976380	80063	A3131785	CHASSIS, ELECTRICAL- (WHEN REPLACING CHASSIS, ELECTRICAL P/N A3131771 OR P/N A3131781, ALSO ORDER TAMPER SWITCH, NSN 5930-01- 377-3531)	1
18	PAFZZ	5325003274820	96906	MS21209C0415L	INSERT, SCREW THREAD 4-40 X 1.5	28
19	PAFZZ	3040013514532	80063	A3131372	PAWL	1
20	PAFZZ	5305004947334	96906	MS51957-2B	SCREW, MACHINE	A
21	PAFZZ	5930013512356	80063	A3131641-1	SWITCH, ROTARY TAMPER (USE WITH ITEM 17, P/N A3131771 AND P/N A3131781) UOC:JPK	1
21	PAFZZ	5930013773531	80063	A3131641-2	SWITCH, ROTARY TAMPER (USE WITH ITEM 17, P/N A3131785)	1
22	PAFZZ	5325010239473	96906	MS21209C0210L	INSERT, SCREW THREAD 2-56 X 1	4
23	PAFZZ	5305013514469	80063	A3131745-3	SCREW, MACHINE	1
24	PAFZZ	5935013532489	80063	A3131667-10	CONNECTOR, RECEPTACL 41 PIN ADAPTER.	1
25	XBFZZ	5365013519076	80063	A3131453	SPACER, PLATE (USE ONLY WITH ITEM 17, P/N A3131771) UOC:JPK	1

END OF FIGURE

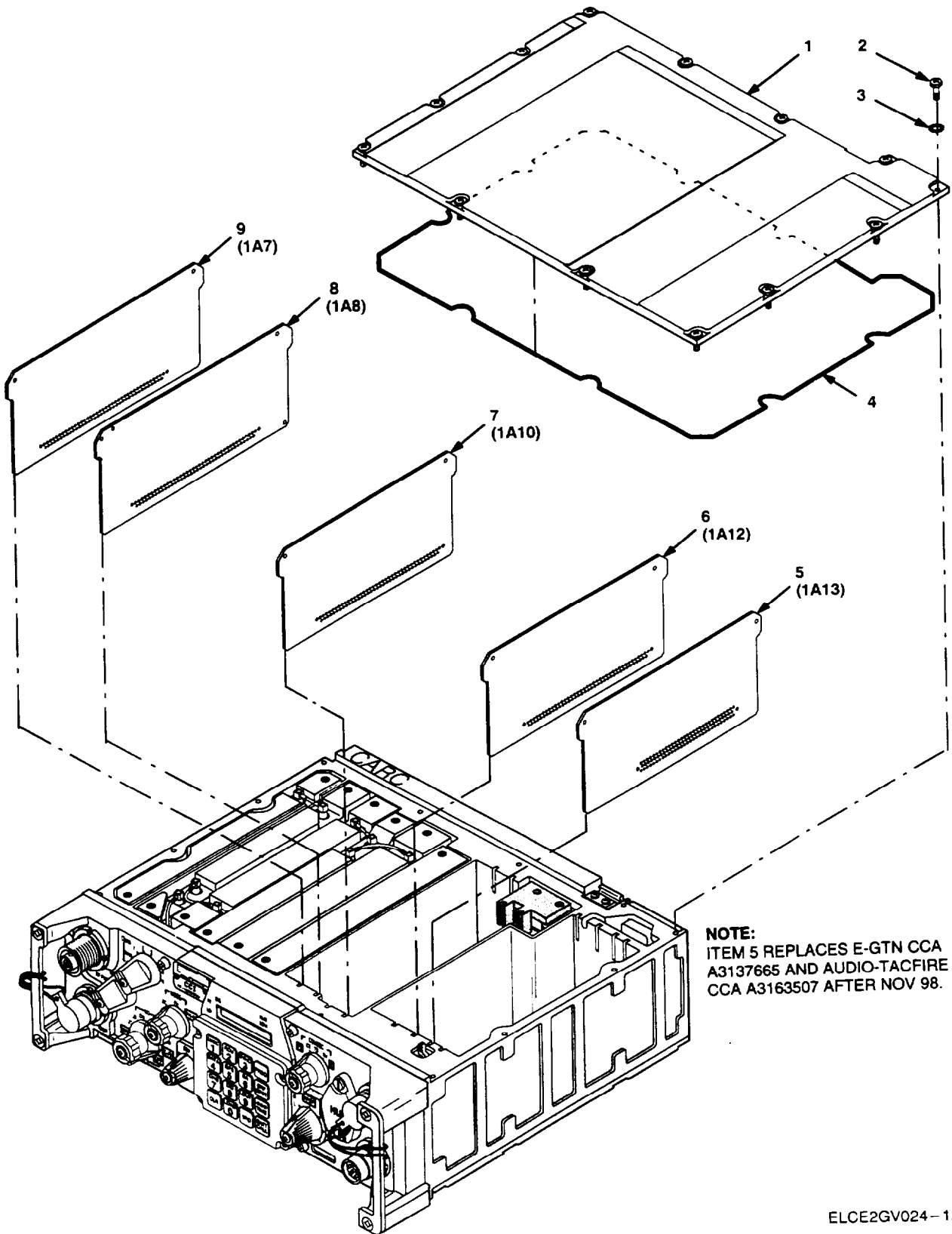
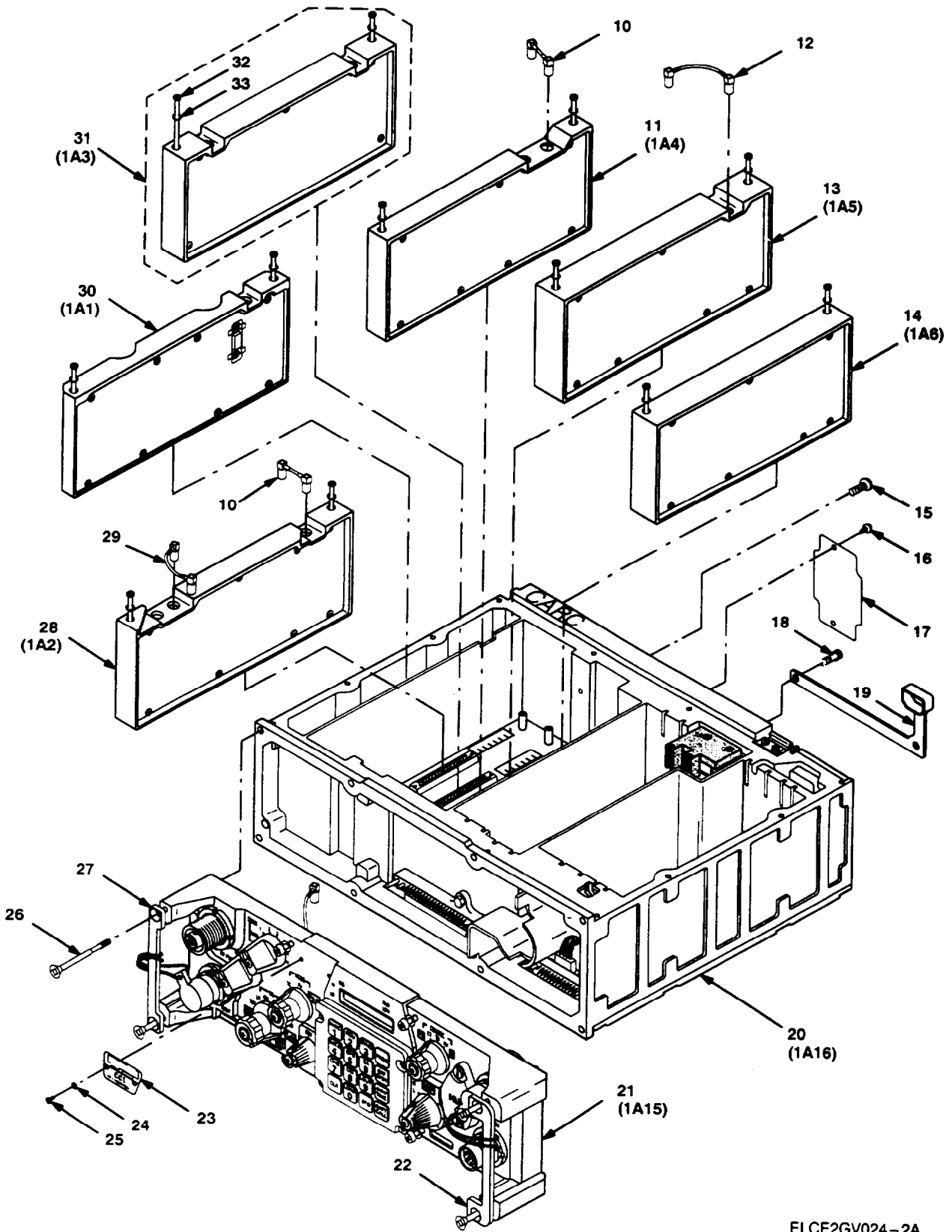


Figure 5. Receiver-Transmitter, Radio RT-1523D(C)/U (Sheet 1 of 2).



ELCE2GV024-2A

Figure 5. Receiver-Transmitter, Radio RT-1523D(C)/U (Sheet 2 of 2).

SECTION II

TM 11-5820-890-30P-2

(1)	(2)	(3)	(4)	(5)	(6)	(7)
ITEM	SMR			PART		
ND	CODE	NSN	CAGEC	NUMBER	DESCRIPTION AND USABLE ON CODES(UOC)	QTY

GROUP 81 RECEIVER-TRANSMITTER,
RADIO
RT-1523D(C)/U

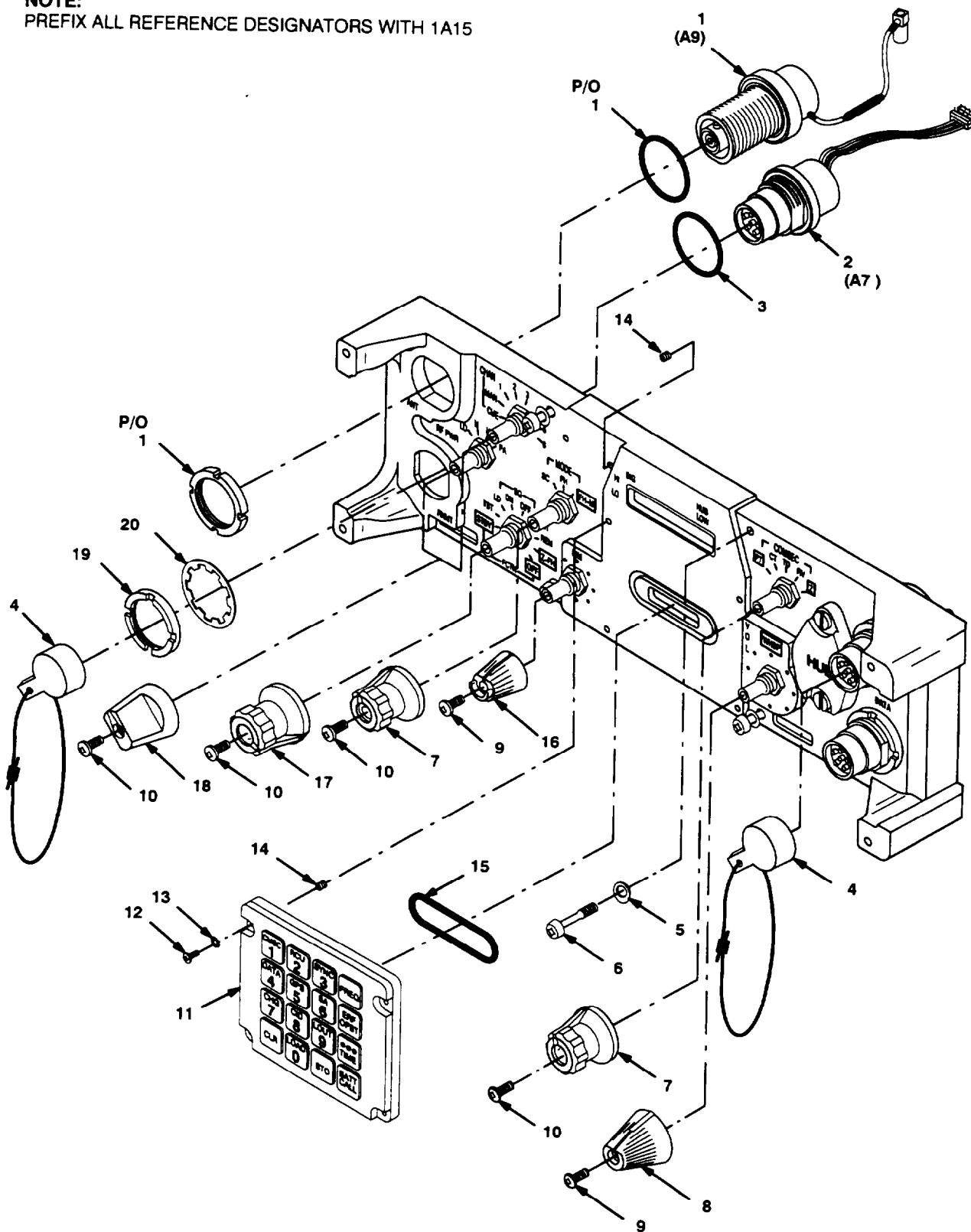
FIGURE 5

1	PAFZZ	5895014386234	80063	A3137538	COVER, ELECTRONIC CO UPPER	1
2	PAFZZ	5305013514309	80063	A3131761-5	SCREW, CAP, SOCKET HE	13
3	PAFZZ	5310013534941	80205	NAS620C4LP	WASHER, FLAT	13
4	PCFZZ	5330013514347	80063	A3131390-3	G A S K E T	1
5	PAFZA	5998014396235	80063	A3137795	CIRCUIT CARD ASSEMB E-HKR.	1
					CONTROLLED CRYPTOGRAPHIC ITEM (CCI)	
					(CAUTION STATIC SENSITIVE)	
6	PAFZZ	5998014257303	80063	A3137770	CIRCUIT CARD ASSEMB RED POWER	1
					SUPPLY (CAUTION-STATIC SENSITIVE)	
7	PAFZZ	5998014255652	80063	A3137605	CIRCUIT CARD ASSEMB REMOTE	1
					SWITCH (CAUTION) (-STATIC SENSITIVE)	
8	PAFZZ	5998014255653	80063	A3137660	CIRCUIT CARD ASSEMB CPU(CAUTION-	1
					STATIC SENSITIVE)	
9	PAFZZ	5998014253347	80063	A3137655	CIRCUIT CARD ASSEMB FECCM(CAUTION-	1
					STATIC SENSITIVE)	
10	PAFZZ	5995013512376	80063	A3131330	CABLE ASSEMBLY, RADI W4	2
11	PAFZZ	5998014250169	80063	A3153505	CIRCUIT CARD ASSEMB RSP(CAUTION-	1
					STATIC SENSITIVE)	
12	PAFZZ	5995013512378	80063	A3131328	CABLE ASSEMBLY, RADI W1	1
13	PAFZZ	5998014250161	80063	A3163504	CIRCUIT CARD ASSEMB SYNTHESIZER/ TSP CCA(CAUTION-STATIC SENSITIVE)	1
14	PAFZZ	6130014263242	80063	A3163509	POWER SUPPLY BLACK POWER SUPLY(CAUTION-STATIC SENSITIVE)	1
15	PAFZZ	5305004333707	96906	MS3212-21	SCREW, MACHINE	1
16	PAFZZ	5305014000449	80063	A3131791-1	SCREW, DRIVE	2
17	XBFZZ		80063	A3137533-2	PLATE, IDENTIFICATIO	1
18	PAOZZ	5305013514316	80063	A3131745-2	SCREW, SHOULDER	1
19	PAOZZ	5340014395303	80063	A3137827-1	CAP, PROTECTIVE, DUST	1
20	XBFFF		80063	A3137614	CHASSIS ASSY, RT (SEE FIGURE 5B FOR BREAKDOWN)	1
21	XBFFF		80063	A3137600	PANEL ASSY, FRONT (SEE FIGURE 5A FOR BREAKDOWN)	1
22	PAFZZ	5340013514456	80063	A3131539	HANDLE, BOW RIGHT HANDLE	1
23	XBFZZ		80063	A3137533-1	PLATE, IDENTIFICATIO	1
24	PAFZZ	5310013538618	80205	NAS620C2P	WASHER, FLAT	2
25	PAFZZ	5305004947334	96906	MS51957-2B	SCREW,MACHINE	2
28	PAFZZ	5305013514307	80063	A3131761-6	SCREW, CAP, SOCKET HE	4
27	PAFZZ	5340013514455	80063	A3131538	HANDLE, BOW LEFT HANDLE	1
28	PAFZZ	5998014250166	80063	A3163502	CIRCUIT CARD ASSEMB LP FILTER ANT MATCHING NET(CAUTION-STATIC SENSITIVE)	1
29	PAFZZ	5995014418670	80063	A3137822	CABLE ASSEMBLY, RADI W5	1
30	PAFZZ	5820014250162	80063	A3163501	EXCITER, RADIO FREQU EXCITER, POWER AMP CCA (CAUTION-STATIC SENSITIVE)	1
31	PAFZZ	5998014250160	80063	A3251173	CIRCUIT CARD ASSEMB TUNER/LOGIC	1

SECTION II			TM 11-5820-890-30P-2				
(1)	(2)	(3)	(4)	(5)	(6)	(7)	
ITEM NO	SMR CODE	NSN	CAGEC	PART NUMBER	DESCRIPTION AND USABLE ON CODES(UOC)	QTY	
32	PAFZZ	5305013514306	80063	A3131746-2	CCA(CAUTION-STATIC SENSITIVE) SCREW, CAP, SOCKET HE	12	
33	PAFZZ	5310002240748	96906	MS35338-137B	WASHER,LOCK	12	

END OF FIGURE

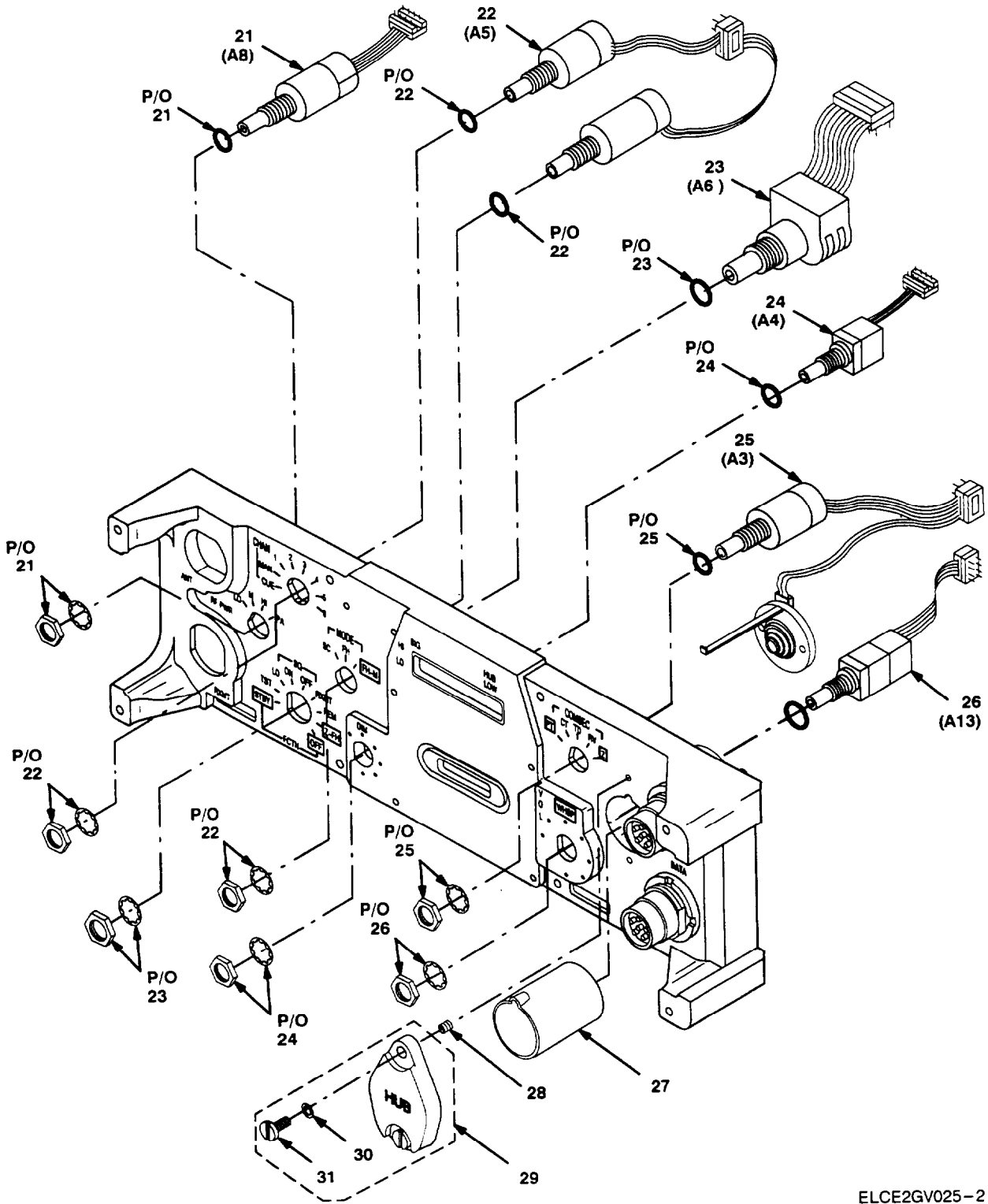
NOTE:
PREFIX ALL REFERENCE DESIGNATORS WITH 1A15



ELCE2GV025-1A

Figure 5A. Front Panel Assembly RT-1523D(C)/U (Sheet 1 of 3).

NOTE:
PREFIX ALL REFERENCE DESIGNATORS WITH 1A15



ELCE2GV025-2

Figure 5A. Front Panel Assembly RT-1523D(C)/U (Sheet 2 of 3).

NOTE:
PREFIX ALL REFERENCE DESIGNATORS WITH 1A15

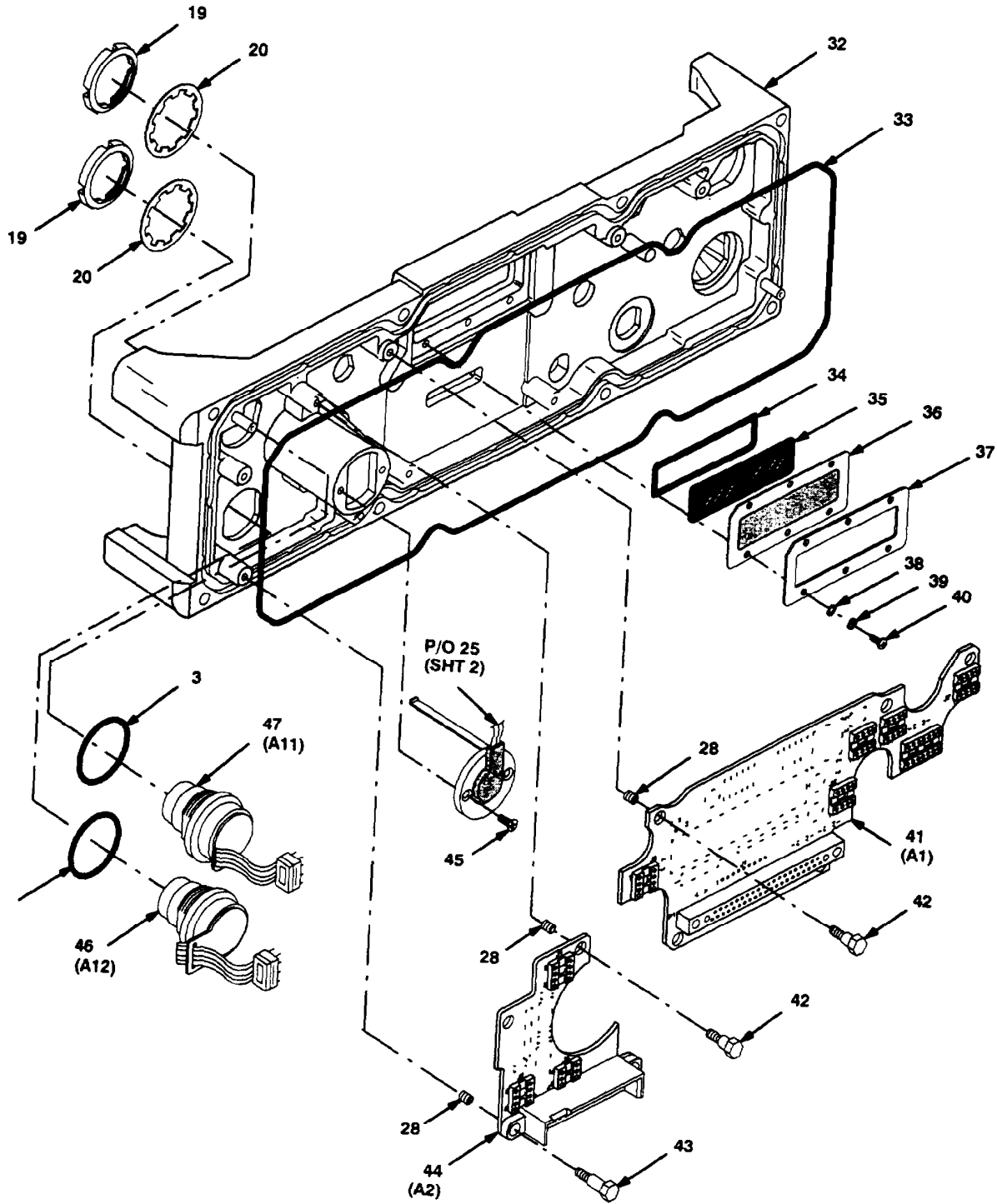


Figure 5A. Front Panel Assembly RT-1523D(C)/U (Sheet 3 of 3).

ELCE2GV025-3

SECTION II TM11-5820-890-30P-2

(1) ITEM NO	(2) SMR CODE	(3) NSN	(4) CAGEC	(5) PART NUMBER	(6) DESCRIPTION AND USABLE ON CODES(UOC)	(7) QTY
GROUP 8116 FRONT PANEL ASSEMBLY						
FIGURE 5A						
1	PAFZZ	5935013518387	80063	A3131691-2	CONNECTOR ASSEMBLY, RF CONNECTOR	1
2	PAFZZ	5935013514557	80063	A3131799	CONNECTOR ASSEMBLY, RETRANSMIT	1
3	PCFZA	5330014060483	80063	A3131644	D-RING	3
4	PAOZZ	5340013996114	80063	A3131669-4	CAP, PROTECTIVE, DUST	2
5	PAFP	5310013517944	80205	NAS620C8LP	WASHER, FLAT	4
6	PAFZZ	5306013514308	80063	A3131761-4	SCREW, CAP, SOCKET HE	4
7	PADZZ	5355013518003	80063	A3131424	KNOB COMSEC/MODE	2
8	PADZZ	5355013512338	80063	A3131422	KNOB VOLUME	1
9	PAOZZ	5305013762203	80063	A3131849	SCREW, MACHINE	2
10	PAOZZ	5305013742158	80063	A3131789	SCREW, MACHINE	5
11	PAFZZ	7025014407681	80063	A3137543-1	KEYBOARD, DATA ENTRY	1
12	PAFZZ	5305002240783	96906	MS51957-4B	SCREW, MACHINE	4
13	PAFZZ	5310013538618	80205	NAS620C2P	WASHER, FLAT	4
14	PAFZZ	5325010239473	96906	MS21209C0210L	INSERT, SCREW THREAD 2-56 X 1	6
15	PCFZA	5330014437674	80063	A3137593	O-RING	1
16	PAOZZ	5355013821108	80063	A3131446	KNOB	1
17	PAOZZ	5355013512337	80063	A3131425	KNOB FUNCTION-RT	1
18	PAOZZ	5355013512339	80063	A3131423	KNOB POWER/CHANNEL	2
19	PAFZZ	5310013995997	80063	A3131643	NUT, PLAIN, ROUND	3
20	PAFZZ	5310013811748	16870	25531-1	WASHER, LOCK	3
21	PAFZZ	5930013512355	80063	A3131326	SWITCH, ROTARY RF POWER	1
22	PAFZZ	5930013512353	80063	A3131742	SWITCH, ROTARY CHANNEL/MODE.	1
23	PAFZZ	5930013761999	80063	A3131812	SWITCH ,ROTARY FUNCTION.	1
24	PAFZZ	5905G13514294	80063	A3131768	RESISTOR, VARIABLE, N POTENTIOMETER	1
25	PAFZZ	5995013512374	80063	A3131707	ASSY, DIM CABLE ASSEMBLY, SPEC COMSEC/HUB SWITCH ASSEMBLY	1
26	PAFZZ	5905014154146	80063	A3131626	RESISTOR, VARIABLE, N VOLUME	1
27	PAOZZ	5970013761917	80063	A3131647	INSULATOR, BUSHING	1
28	PAFZZ	5325010114140	96906	MS21209C0410L	INSERT, SCREW THREAD 4-40 X 1	11
29	PAOZZ	5895013514535	80063	A3131670	COVER, ELECTRONIC CO	1
30	PADZZ	5310013534941	80205	NAS620C4LP	WASHER, FLAT	2
31	PADZZ	5305013521691	80063	A3131431	SCREW, MACHINE	2
32	PAFFF	5999014254159	80063	A3137541	HOUSING, ELECTRONIC	1
33	PCFZZ	5330013514346	80063	A3131390-2	GASKET	1
34	PCFZZ	5330013392710	80063	A3018606-1	GASKET	1
35	PAFZZ	9340014000623	80063	A3131922-3	WINDOW, OBSERVATION	1
36	PCFZZ	5330013514345	80063	A3131388	GASKET ELEC WINDOW	1
37	XBFZZ		80063	A3131389	FRAME, OBSERVATION	1
38	PAFZZ	5310000434708	80205	NAS620C2	WASHER, FLAT	6
39	PAFZZ	5310009282690	96906	MS35338-134	WASHER, LOCK	6
40	PAFZZ	5305000545637	96906	MS51957-3	SCREW, MACHINE	6
41	PAFZZ	5998014258020	80063	A3137780	CIRCUIT CARD ASSEMB DISPLAY (CAUTION-STATIC SENSITIVE)	1
42	PAFZZ	5305013990473	80063	A3131745-4	SCREW, SHOULDER	7
43	PAFZZ	5305013514469	80063	A3131745-3	SCREW, MACHINE	2
44	PAFZZ	5998014259852	80063	A3137580	CIRCUIT CARD ASSEMB PREAMP(CAUTION-	1

SECTION II			TM 11-5820-860-30P-2			
(1)	(2)	(3)	(4)	(5)	(6)	(7)
ITEM NO	SMR CODE	NSN	CAGEC	PART NUMBER	DESCRIPTION AND USABLE ON CODES(UOC)	QTY
45	PAFZZ	5305000311042	96906	11524663-26	STATIC SENSITIVE)	
					SCREW, MACHINE	2
46	PAFZZ	5935014157715	80063	A3131382	CONNECTOR ASSEMBLY, DATA	1
47	PAFZZ	5935014142631	80063	A3131786	CONNECTOR ASSEMBLY, FILL	1

END OF FIGURE

NOTE:
PREFIX ALL REFERENCE DESIGNATORS WITH 1A16

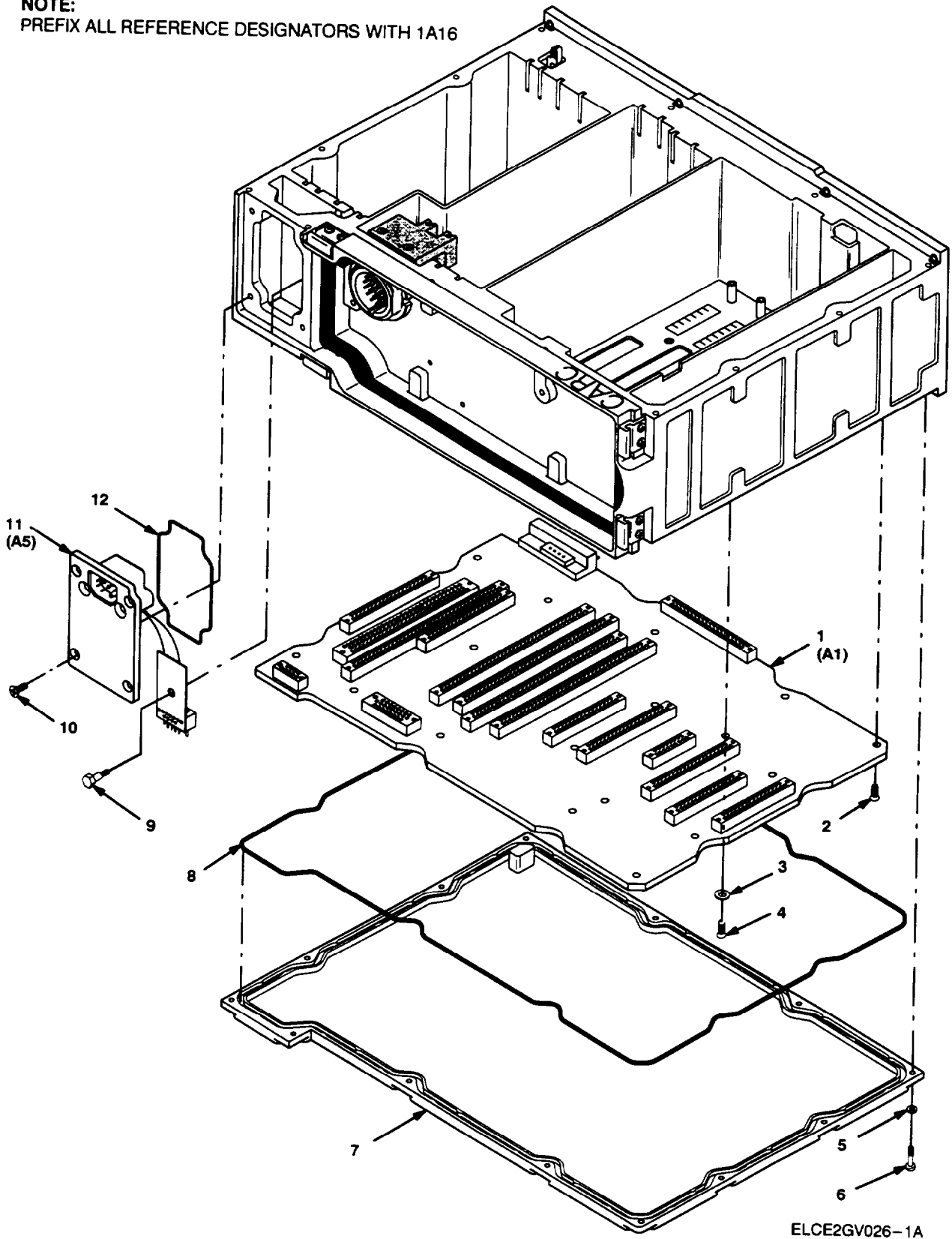
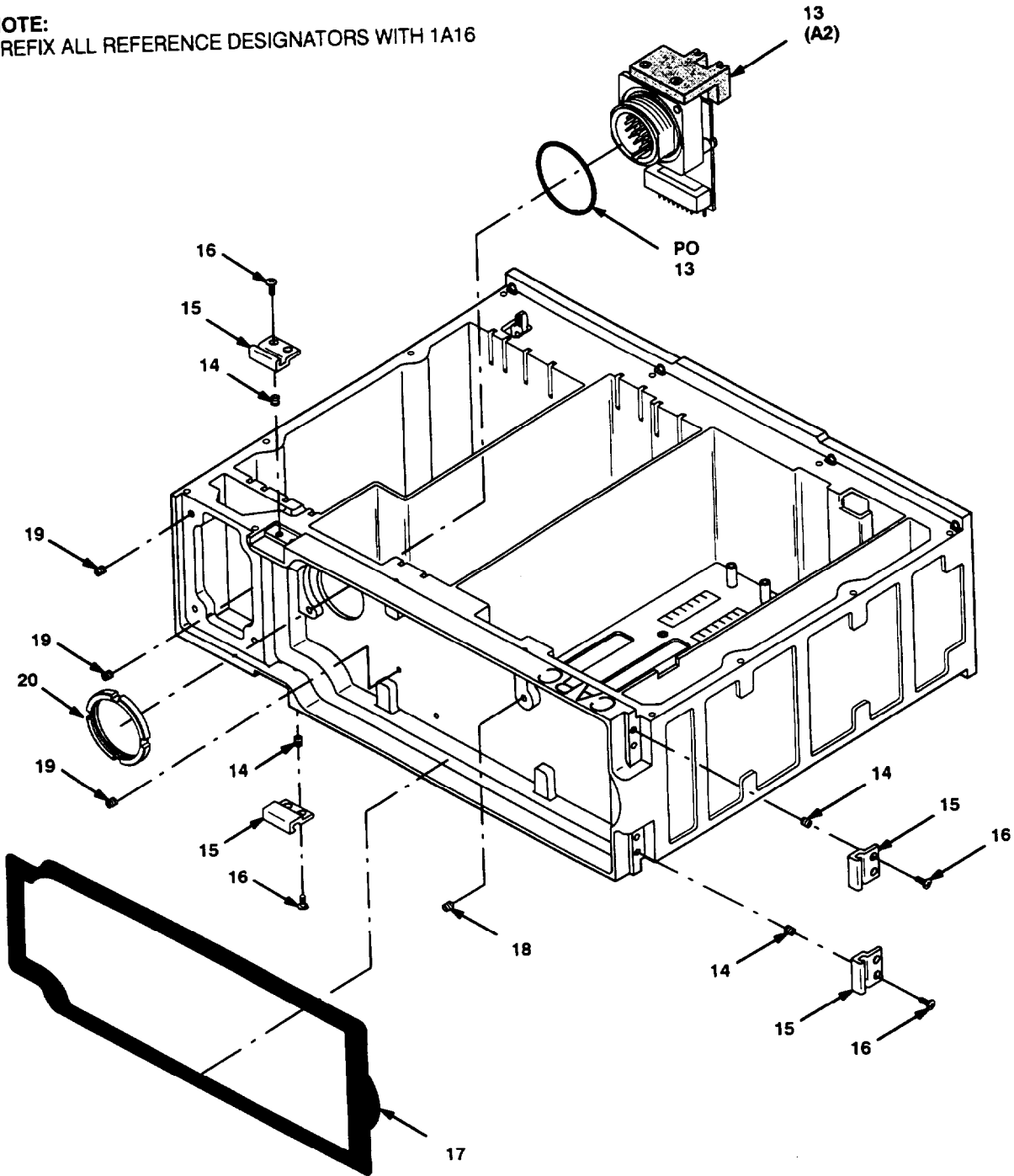


Figure 5B. Chassis Assembly RT-1523D(C)/U (Sheet 1 of 3).

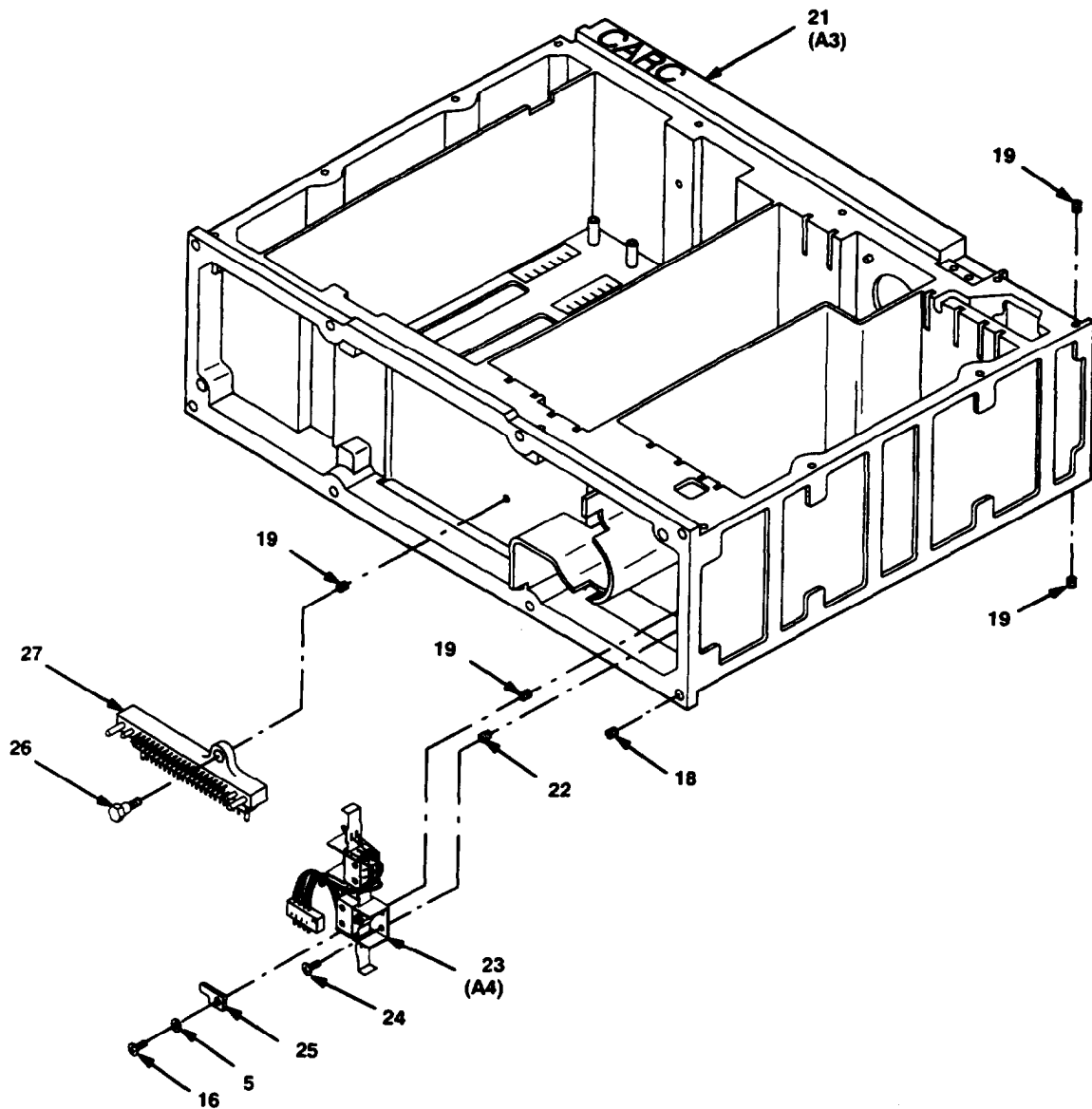
NOTE:
PREFIX ALL REFERENCE DESIGNATORS WITH 1A16



ELCE2GV026-2A

Figure 5B. Chassis Assembly RT-1523D(C)/U (Sheet 2 of 3).

NOTE:
PREFIX AU REFERENCE DESIGNATORS WITH 1A16



ELCE2GV026-3

Figure 5B. Chassis Assembly (Sheet 3 of 3).

SECTION II **TM 11-5820-890-30P-2**

(1)	(2)	(3)	(4)	(5)	(6)	(7)
ITEM	SMR			PART		
NO	CODE	NSN	CAGE	NUMBER	DESCRIPTION AND USABLE ON CODES(UOC)	QTY

GROUP 8117 CHASSIS ASSEMBLY

FIGURE 5B

1	PAFZZ	5998014253343	80063	A3137775	CIRCUIT CARD ASSEMB MOTHERBOARD (CAUTION-STATIC SENSITIVE)	1
2	PAFZZ	5305013521692	80063	A3131664-1	SCREW, MACHINE	14
3	PAFZZ	5310005956211	96906	MS15795-803	WASHER, FLAT	3
4	PAFZZ	5305014382364	80063	A3137817-1	SCREW, MACHINE	3
5	PAFZZ	5310013534941	80205	NAS620C4LP	WASHER, FLAT	14
6	PAFZZ	5305013514309	80063	A3131761-5	SCREW, CAP, SOCKET HE	13
7	PAFZZ	5895014324322	80063	A3137536	COVER, ELECTRONIC CO LOWER	1
8	PCFZZ	5330013514347	80063	A3131390-3	GASKET	1
9	PAFZZ	5305014363191	80063	A3131745-6	SCREW, SHOULDER	1
10	PAFZZ	5305002256400	96906	MS24693-C3	SCREW, MACHINE	4
11	PAFZZ	5935014407555	80063	A3137630	CONNECTOR ASSEMBLY, GPS	1
12	PCFZZ	5999014395190	80063	A3137636-1	SHIELDING GASKET, E	1
13	PAFZZ	5998014325815	80063	A3137544	CIRCUIT CARD ASSEMB SYSTEM CONNECTOR	1
14	PAFZZ	5315010114140	96906	MS21209C0410L	INSERT, SCREW THREAD 44-40 X 1	8
15	PAOZZ	5340013534967	80063	A3131391	STRIKE, CATCH	4
16	PADZZ	5305004947333	96906	MS51957-13B	SCREW, MACHINE	9
17	PCFZZ	5330013514348	80063	A3131426	GASKET	1
18	PAFZZ	5325010153249	96906	MS21209C0810L	INSERT, SCREW THREAD 8-32 X 1	9
19	PAFZZ	5325003274820	96906	MS21209C0415L	INSERT, SCREW THREAD 4-40 X 1.5	32
20	PAFZZ	5310012981440	80063	A3013580-1	NUT, PLAIN, ROUND	1
21	PAFFF	5975014259855	80063	A3137531	CHASSIS, ELECTRICAL-	1
22	PAFZZ	5325010239473	96906	MS21209C0210L	INSERT, SCREW THREAD 2-56 X 1.	4
23	PAFZZ	5930013773531	80063	A3131641-2	SWITCH, ROTARY TAMPER	1
24	PAFZZ	5305004947334	96906	MS51957-2B	SCREW, MACHINE	4
25	PAFZZ	3040013514532	80063	A3131372	PAWL	1
26	PAFZZ	5305013514469	80063	A3131745-3	SCREW, MACHINE	1
27	PAFZZ	5935013532489	80063	A3131667-10	CONNECTOR, RECEPTACL 41 PIN ADAPTER.	1

END OF FIGURE

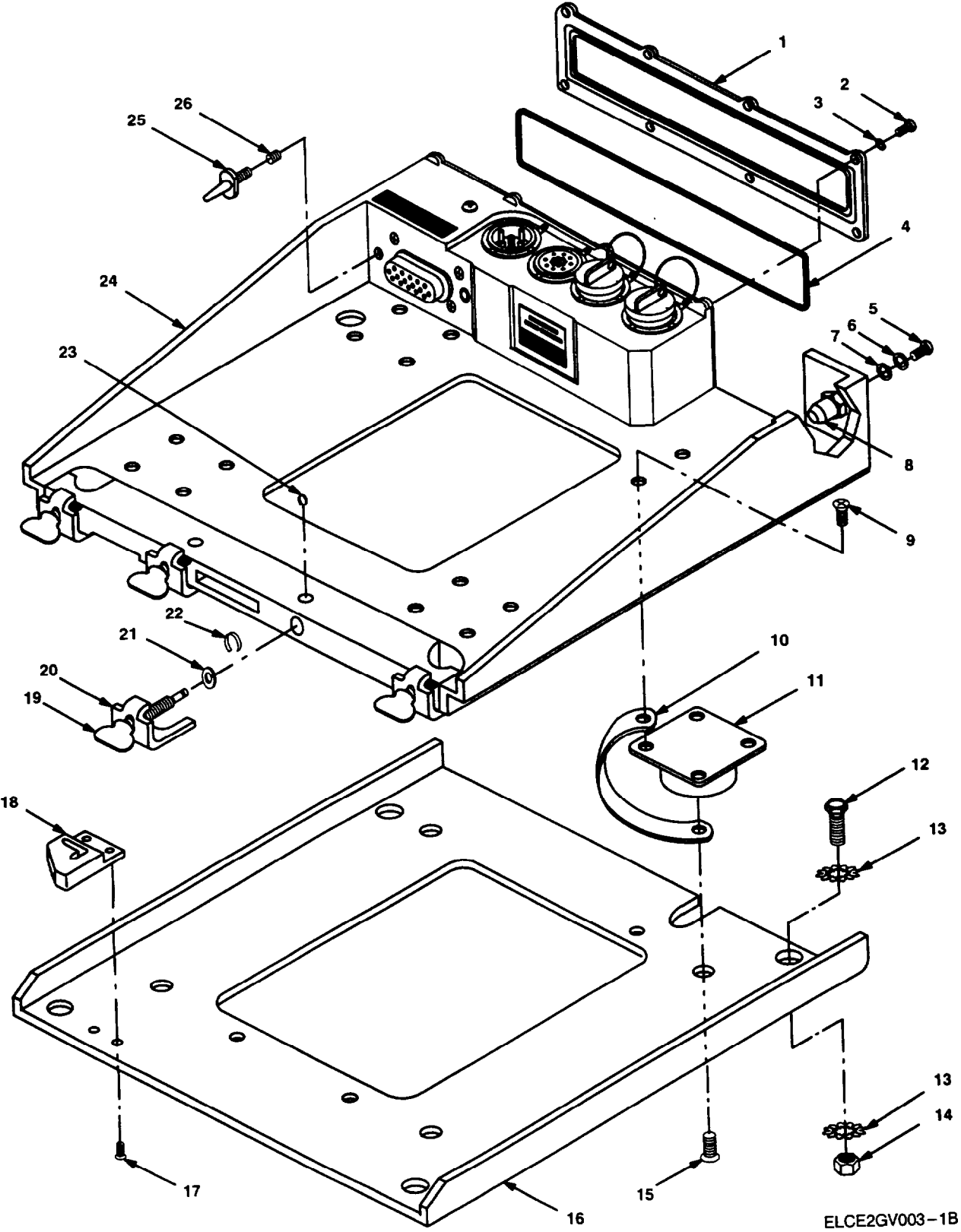
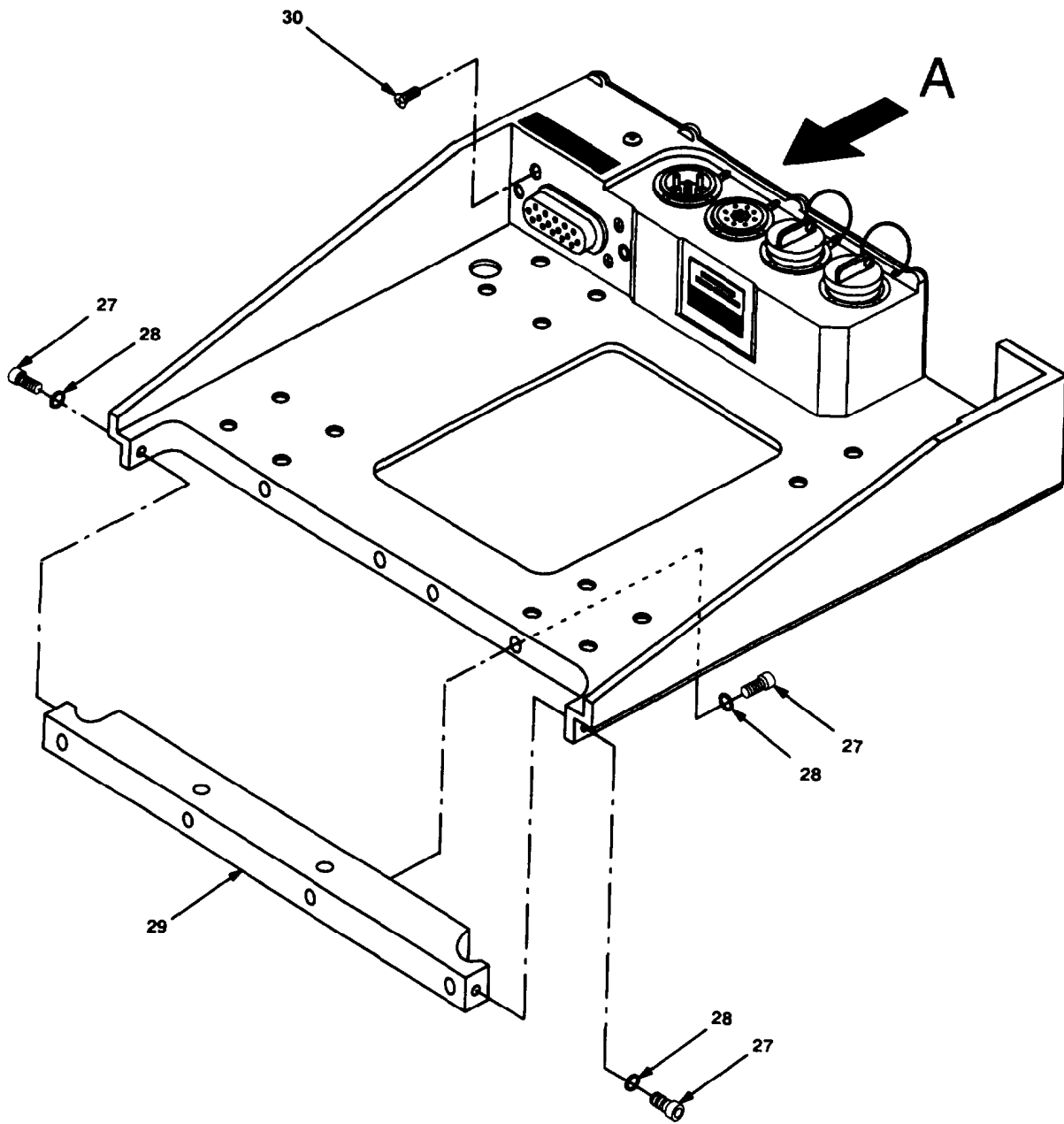
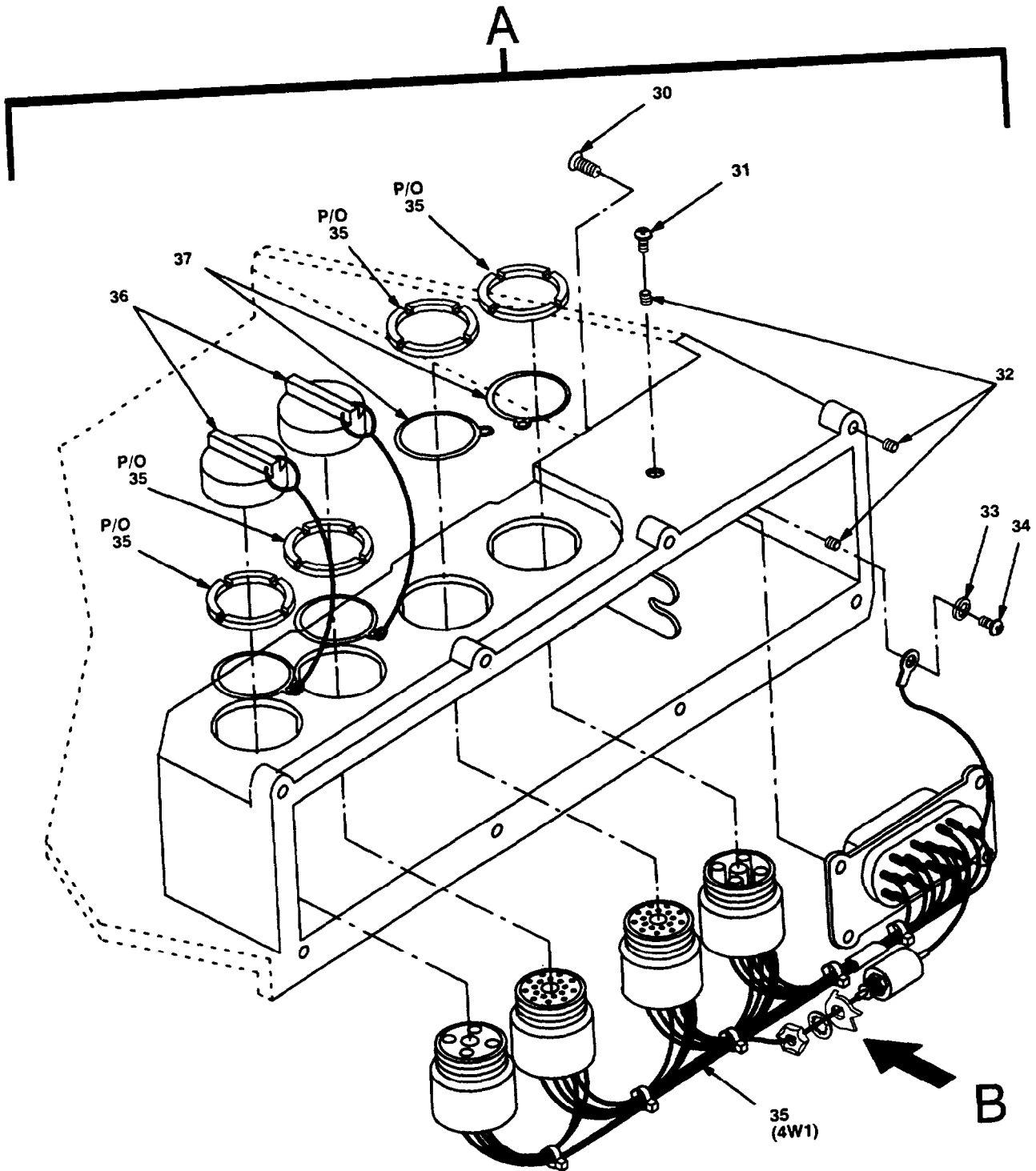


Figure 6. Mounting Base, Electrical Equipment MT-6352AVRC (Sheet 1 of 4).



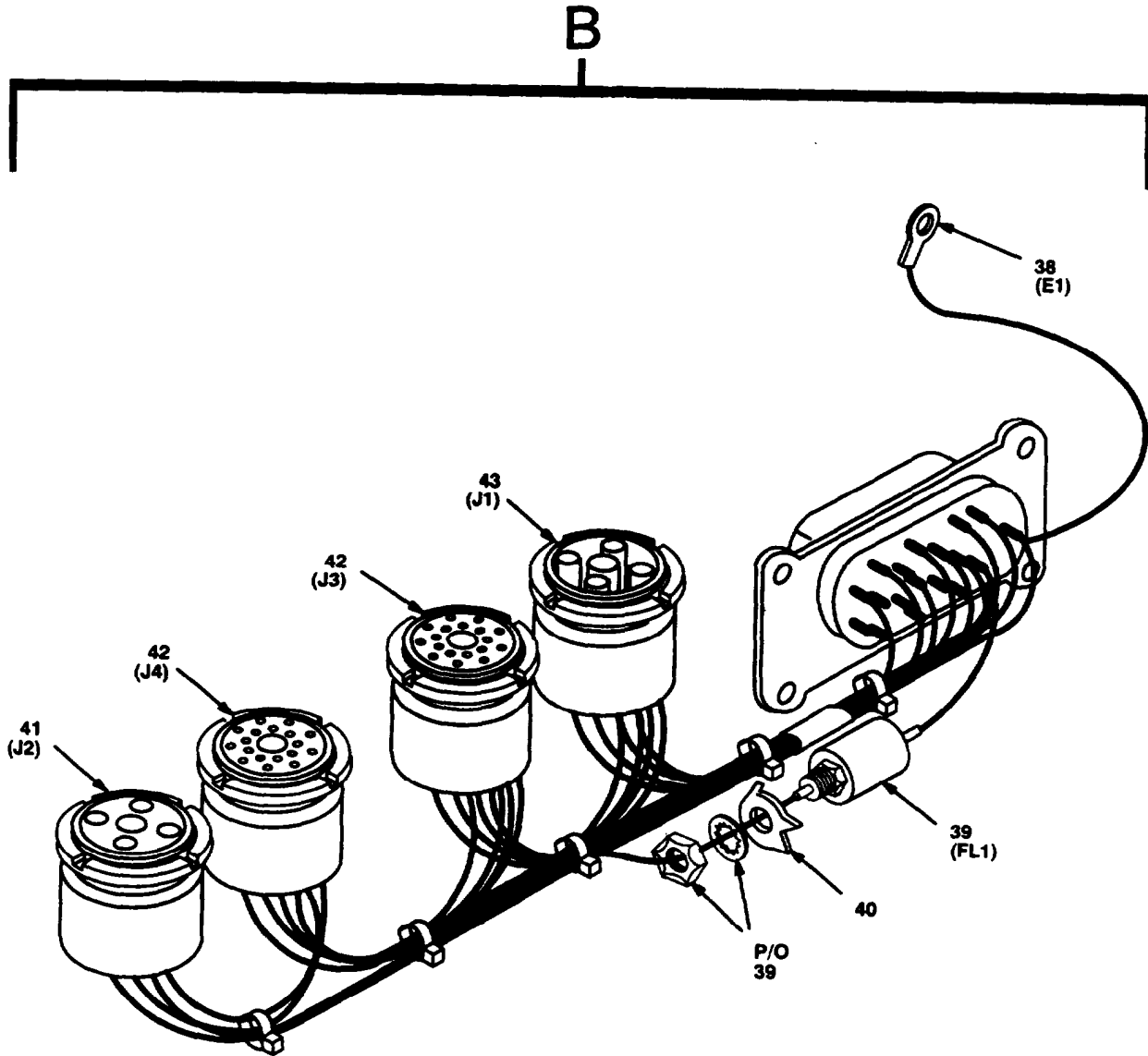
ELCEPGV003-2B

Figure 6. Mounting Base, Electrical Equipment MF6352A/VRC (Sheet 2 of 4).



ELCE2GV003-3C

Figure 6. Mounting Base, Electrical Equipment MF6352A/VRC (Sheet 3 of 4).



ELCE2GV003-4A

Figure 6. Mounting Base, Electrical Equipment MT-6352A/VRC (Sheet 4 of 4).

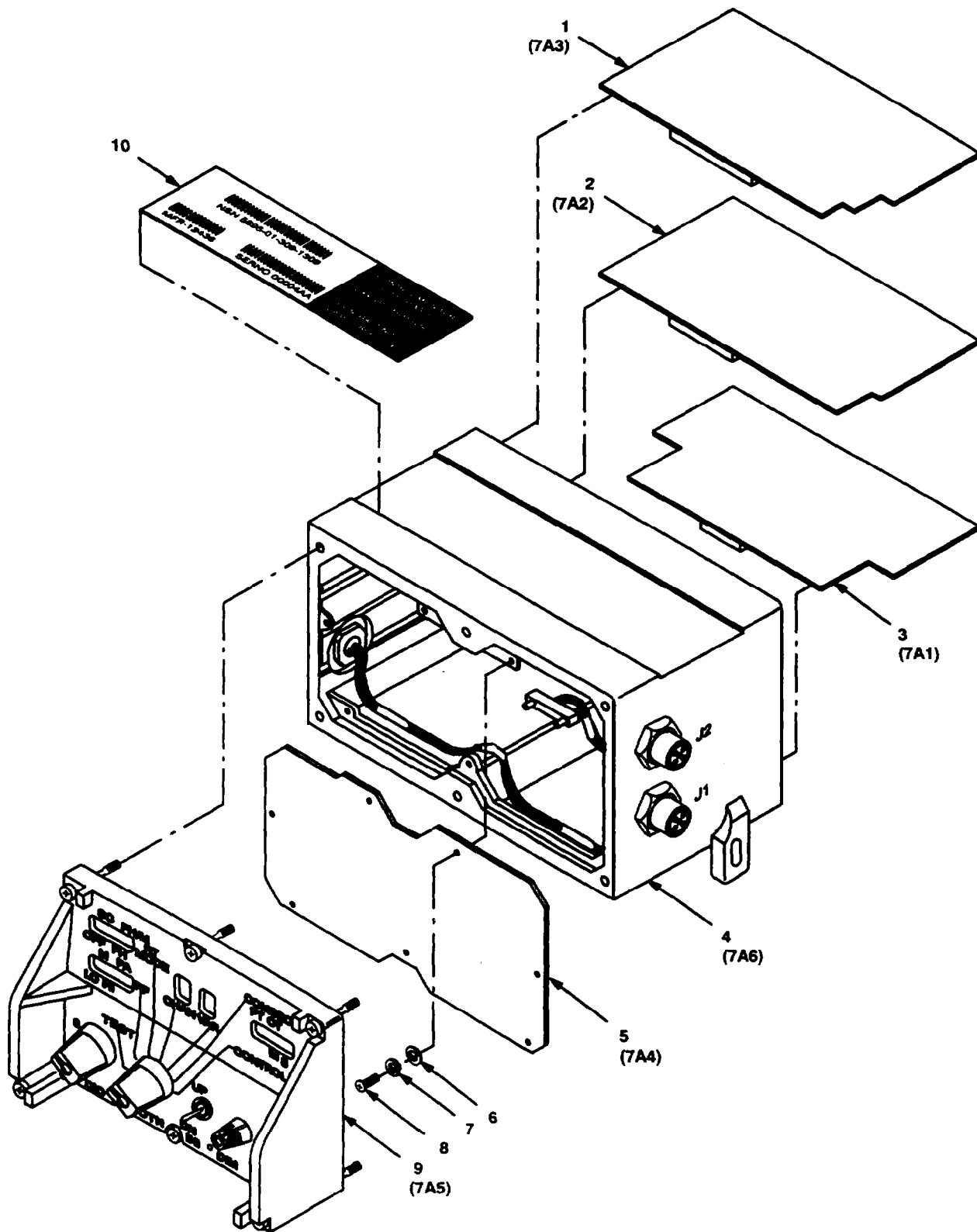
SECTION II			TM 11-5820-890-30P-2			
(1)	(2)	(3)	(4)	(5)	(6)	(7)
ITEM	SMR			PART		
NO	CODE	NSN	CAGEC	NUMBER	DESCRIPTION AND USABLE ON CODES (UOC)	QTY

GROUP 82 MOUNTING BASE, ELECTRICAL
EQUIPMENT
MT-6352A/VRC

FIGURE 6

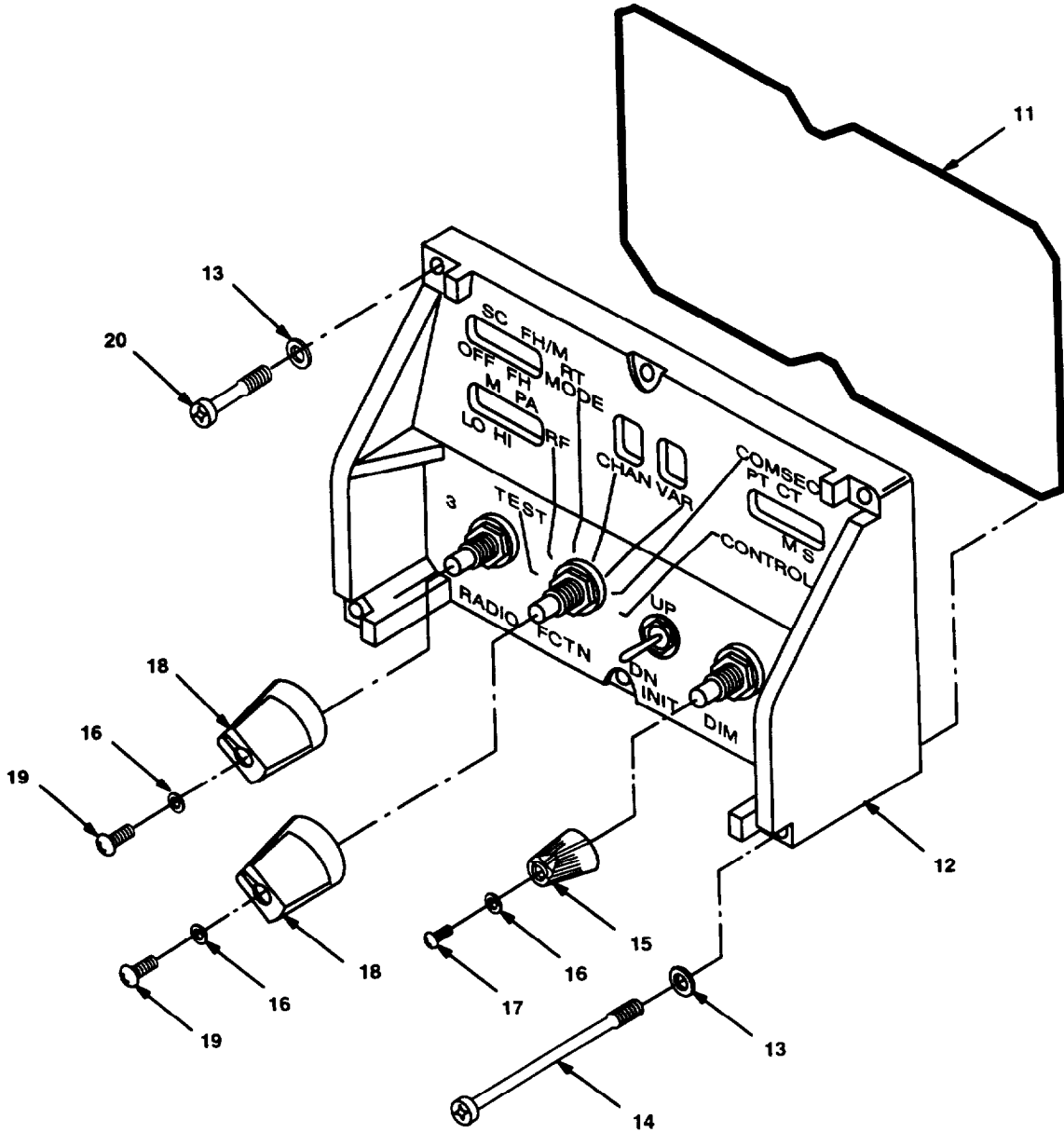
1	XBFZZ		80063	A3131656	COVER ASSY	1
2	PAFZZ	5305004703254	96906	MS51957-45B	SCREW, MACHINE	8
3	PAFZZ	5310013413648	96906	MS15795-856B	WASHER, FLAT	8
4	PCFZZ	5330013543212	80063	A3131390-4	GASKET	1
5	PAOZZ	5305013975108	80063	A3131790	SCREW, MACHINE	1
6	PAOZZ	5310008839417	96906	MS35338-158B	WASHER, LOCK	1
7	PAOZZ	5310013099476	80205	NAS620C416P	WASHER, FLAT	1
8	PAOZZ	5310013543211	80063	A3132617	NUT, SELF-LOCKING, CA	1
9	PAOZZ	5305013964339	80063	A3131793-1	SCREW, SELF-LOCKING	16
10	PAOZZ	5999013593413	80063	A3131756	STRIP, ELECTRICAL GR	4
11	PAOZZ	5340013554094	80063	A3137523-1	MOUNT, RESILIENT	4
12	PAOZZ	5306002259089	96906	MS90726-34	BOLT, MACHINE	5
13	PAOZZ	5310008892527	96906	MS45904-72	WASHER, LOCK	10
14	PAOZZ	5310008807746	96906	MS51968-5	NUT, PLAIN, HEXAGON	5
15	PAOZZ	5305014141197	80063	A3131772-1	SCREW, SELF-LOCKING	4
18	XBOZZ	5975013598504	80063	A3131697	MOUNTING BASE, ELECT	1
17	PAOZZ	5305013981325	80063	A3131793-2	SCREW, SELF-LOCKING	2
18	XBOZZ	5340013549436	80063	A3131444	BRACKET, MOUNTING	1
19	PAOZZ	5305013534937	80063	A3131788	THUMBSCREW	4
20	PAOZZ	5340013557397	80063	A3137522	CLAMP, LOOP	4
21	PAOZZ	5310013945896	80063	A3131941-1	WASHER, FLAT	4
22	PADZZ	5325008781908	96906	MS16633-4031	RING, RETAINING	4
23	PAOZZ	5325007250969	96906	MS16633-4018	RING, RETAINING	4
24	XBFFF	5975013579479	80063	A3131696	MOUNTING BASE, ELECT	1
25	PAOZZ	5315014136178	80063	A3131383	PIN, STRAIGHT, HEADLE	1
26	PAFZZ	5325010164937	96906	MS21209F1-10L	INSERT, SCREW THREAD	1
27	PAFZZ	5305004190820	96906	MS16996-10B	SCREW, CAP, SOCKET HE	6
28	PAFZZ	5310002240749	96906	MS35338-138B	WASHER, LOCK	6
29	XBFZZ	5365013543294	80063	A3137519	SPACER, STRAIGHT	1
30	PAFZZ	5305013262824	96906	MS3212-28L	SCREW, MACHINE	4
31	PAFZZ	5305004333707	96906	MS3212-21	SCREW, MACHINE PRESSURE RELIEF SCREW	1
32	PAFZZ	5325010153249	96906	MS21209C0810L	INSERT, SCREW THREAD	10
33	PAFZZ	5310001670833	88044	AN960-8L	WASHER, FLAT	1
34	PAFZZ	5305000546667	96906	MS51957-42	SCREW, MACHINE	1
35	PAFFF	5995013543247	80063	A3131694	WIRING HARNESS, BRAN	1
36	PAOZZ	5935013611676	80063	A3131669-3	COVER, ELECTRICAL CO	2
37	XBFZZ		80063	A3131663	RETAINER	2
38	PAFZZ	5940001434774	96906	MS25036-153	TERMINAL, LUG	1
39	PAFZZ	5915010469289	81349	M15733/27-0014	FILTER, RADIO FREQUE	1
40	PAFZZ	5310008352041	96906	MS9276-11	WASHER, KEY	1
41	PAFZA	5935011997156	81349	MS5181/4-01	CONNECTOR, RECEPTACL	1
42	PAFZA	5935001330394	81349	MS5181/8-01	CONNECTOR, RECEPTACL	2
43	PAFZZ	5935011997155	81349	MS5181/2-01	CONNECTOR, RECEPTACL	1

END OF FIGURE



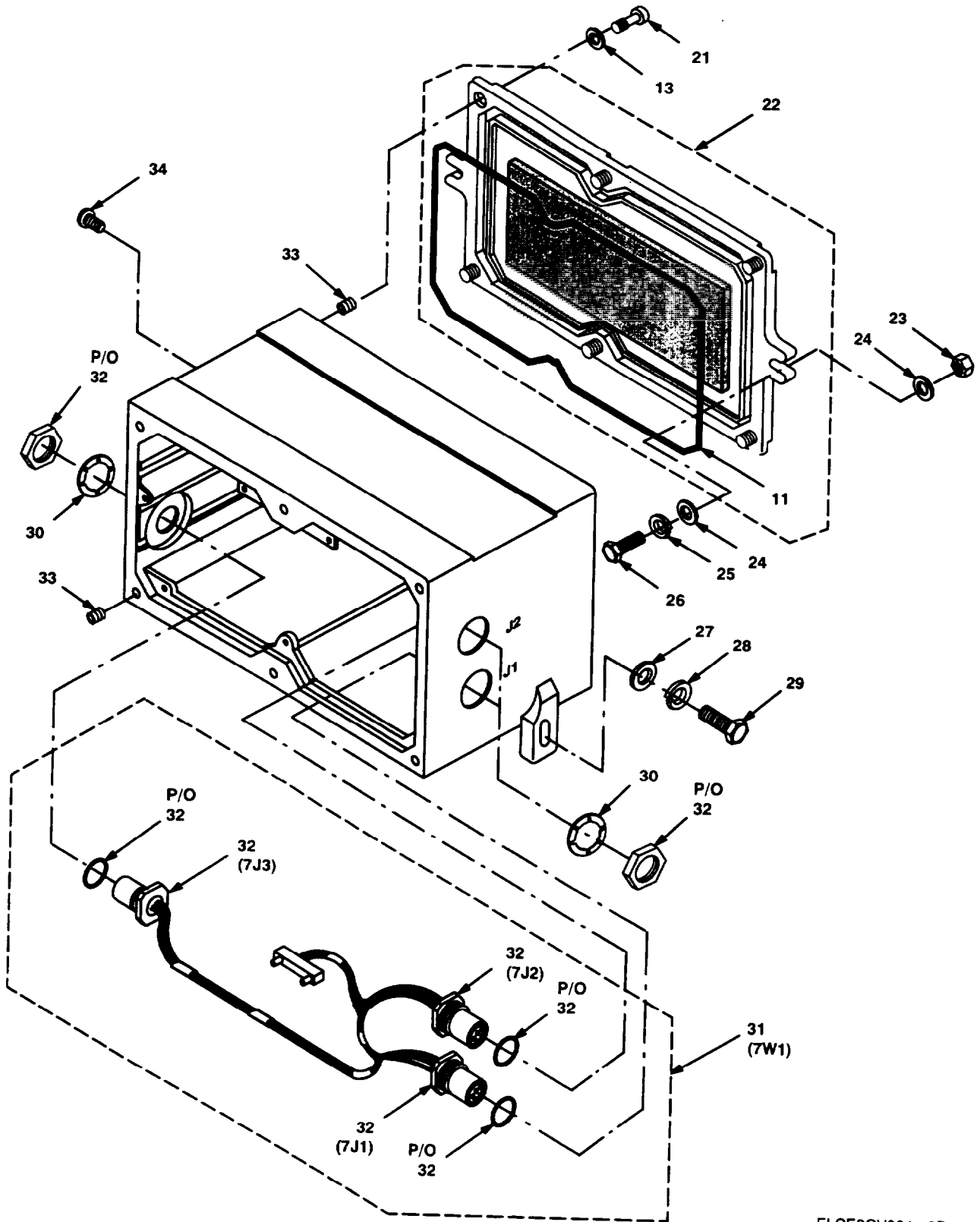
ELCE2GV004-1B

Figure 7. Control-Monitor C-11291A/VRC (Sheet 1 of 3).



ELCE2GV004-2A

Figure 7. Control-Monitor C-11291A/VRC (Sheet 2 of 3).



ELCE2GV004-3B

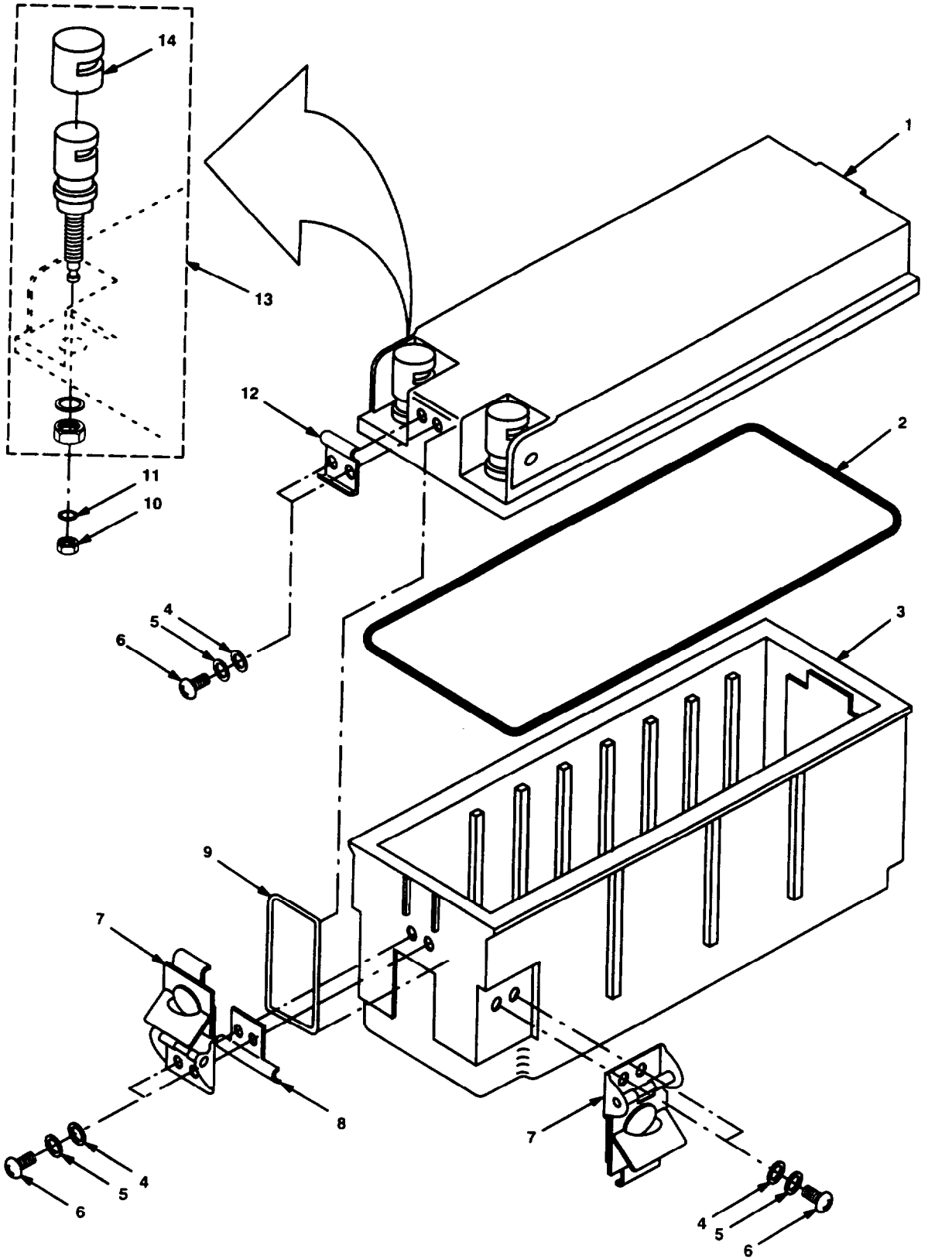
Figure 7. Control-Monitor C-11291A/VRC (Sheet 3 of 3).

SECTION II

TM 11-5820-890-30P-2

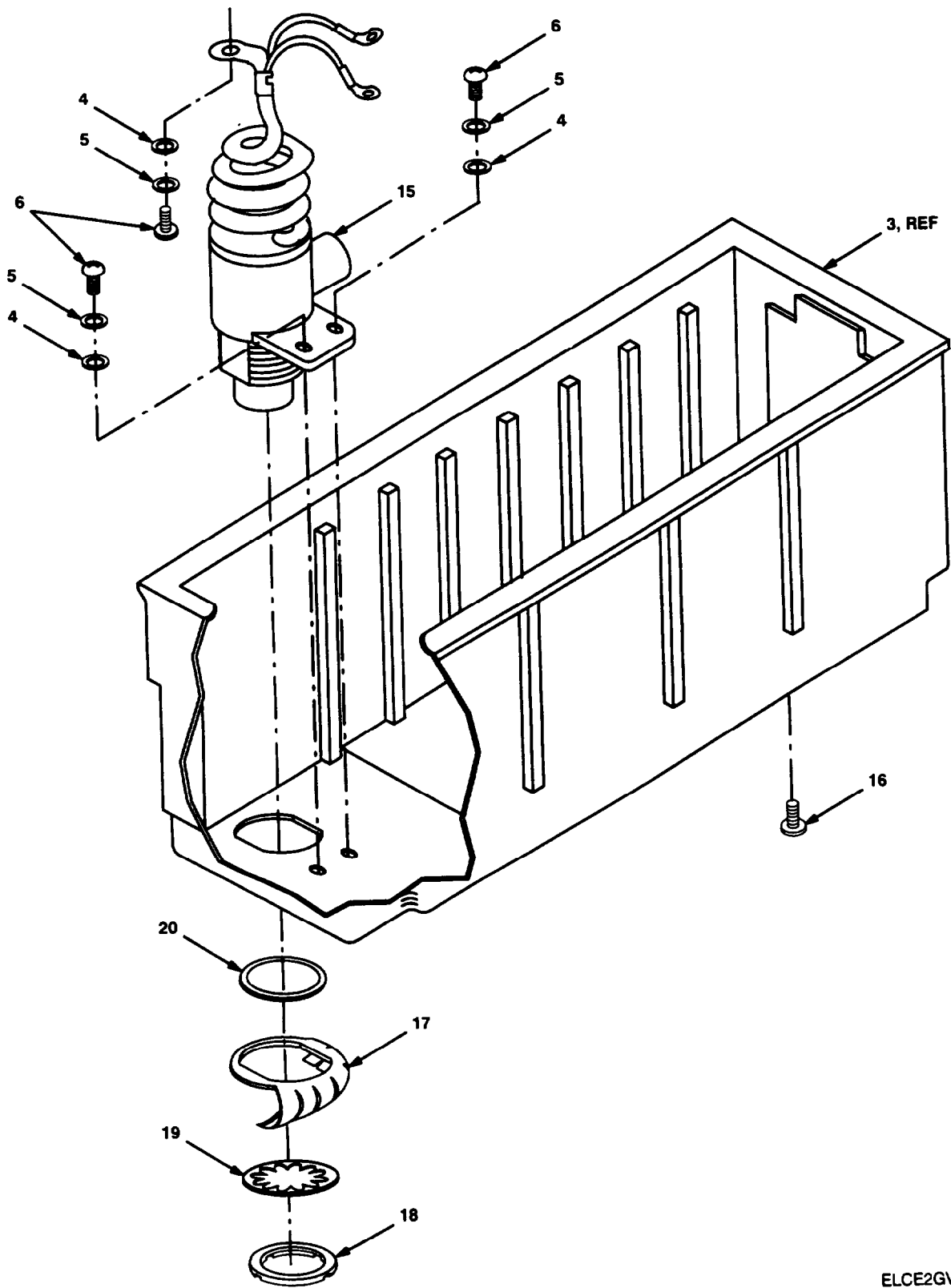
(1) ITEM NO	(2) SMR CODE	(3) NSN	(4) CAGEC	(5) PART NUMBER	(6) DESCRIPTION AND USABLE ON CODES (UOC)	(7) QTY
GROUP 83 CONTROL-MONITOR C-11291A/VRC						
FIGURE 7						
1	PAFZZ	5998013068177	80063	A3132660	CIRCUIT CARD ASSEMB MULTIFUNCTION (CAUTION-STATIC SENSITIVE)	1
2	PAFZZ	5998013549445	80063	A3131762	CIRCUITCARD ASSEMB ANALOG CAUTION- STATIC SENSITIVE)	1
3	PAFZZ	5998013538712	80063	A3131430	CIRCUIT CARD ASSEMB POWER SUPPLY (CAUTION STATIC SENSITIVE)	1
4	XBFFF	5895013544494	80063	A3132701	CASE, ELECTRONIC COM	1
5	PAFZZ	5998013538713	80063	A3131505	CIRCUIT CARD ASSEMB MOTHERBOARD (CAUTION-STATIC SENSITIVE)	1
6	PAFZZ	5310013538618	80205	NAS20C2P	WASHER, FLAT	7
7	PAFZZ	5310001771301	96906	MS35338-134B	WASHER, LOCK	7
8	PAFZZ	5305004904580	96906	MS51957-3B	SCREW, MACHINE	7
9	PAFFF	5895013579889	80063	A3132621	PANEL, INDICATOR PANEL ASSEMBLY	1
10	XBFFZ		80063	A3131269-3	IDENTIFICATION PLAT	1
11	PCFZZ	5330013554075	81349	M83461/1-156	PACKING, PREFORMED	2
12	XAFZZ		80063	A3132679	PANEL, FRONT	1
13	PAFZZ	5310013517944	80205	NAS620C8LP	WASHER, FLAT	12
14	PAFZZ	5305013534938	80063	A3131761-1	SCREW, PANEL FASTENE	2
15	PAOZZ	5355013821108	80063	A3131446	KNOB DIM	1
16	PAOZZ	5310013503030	80205	NAS620C6LP	WASHER, FLAT	3
17	PAOZZ	5305013762203	80063	A3131849	SCREW, MACHINE	1
18	PAOZZ	5355013512339	80063	A3131423	KNOB FUNCTION/RADIO	2
19	PAOZZ	5305013742158	80063	A3131789	SCREW, MACHINE	2
20	PAFZZ	5305013534939	80063	A3131761-2	SCREW, PANEL FASTENE	4
21	PAFZZ	5305013538614	80063	A3131761-3	SCREW, CAP, HEXAGON H	6
22	XBFFF		80063	A3132702	COVER ASSY, REAR ACC	1
23	PAOZZ	5310008807746	96906	MS51968-5	NUT, PLAIN, HEXAGON	2
24	PAOZZ	5310000814219	96906	MS27183-12	WASHER, FLAT	4
25	PAOZZ	5310004079566	96906	MS35338-45	WASHER, LOCK	2
26	PAOZZ	5306002259089	96906	MS90726-34	BOLT, MACHINE	2
27	PAOZZ	5310008094058	96906	MS27183-10	WASHER, FLAT	2
28	PAOZZ	5310005825965	96906	MS35338-44	WASHER, LOCK	2
29	PAOZZ	5305000680515	80204	B1821BH025F100N	SCREW, CAP, HEXAGON H	2
30	PAFZZ	5310013044996	80063	A3031938	WASHER, LOCK	3
31	PAFFF	5995013658773	80063	A3132647	WIRING, HARNESS, BRAN	1
32	PAFZA	5935013802269	80063	A3132646-1	CONNECTOR, RECEPTACL	3
33	PAFZZ	5325008154929	96906	MS21209C0815	INSERT, SCREW THREAD 8-32 X 1.5	12
34	PAOZZ	5305004333707	96906	MS3212-21	SCREW, MACHINE	1

END OF FIGURE



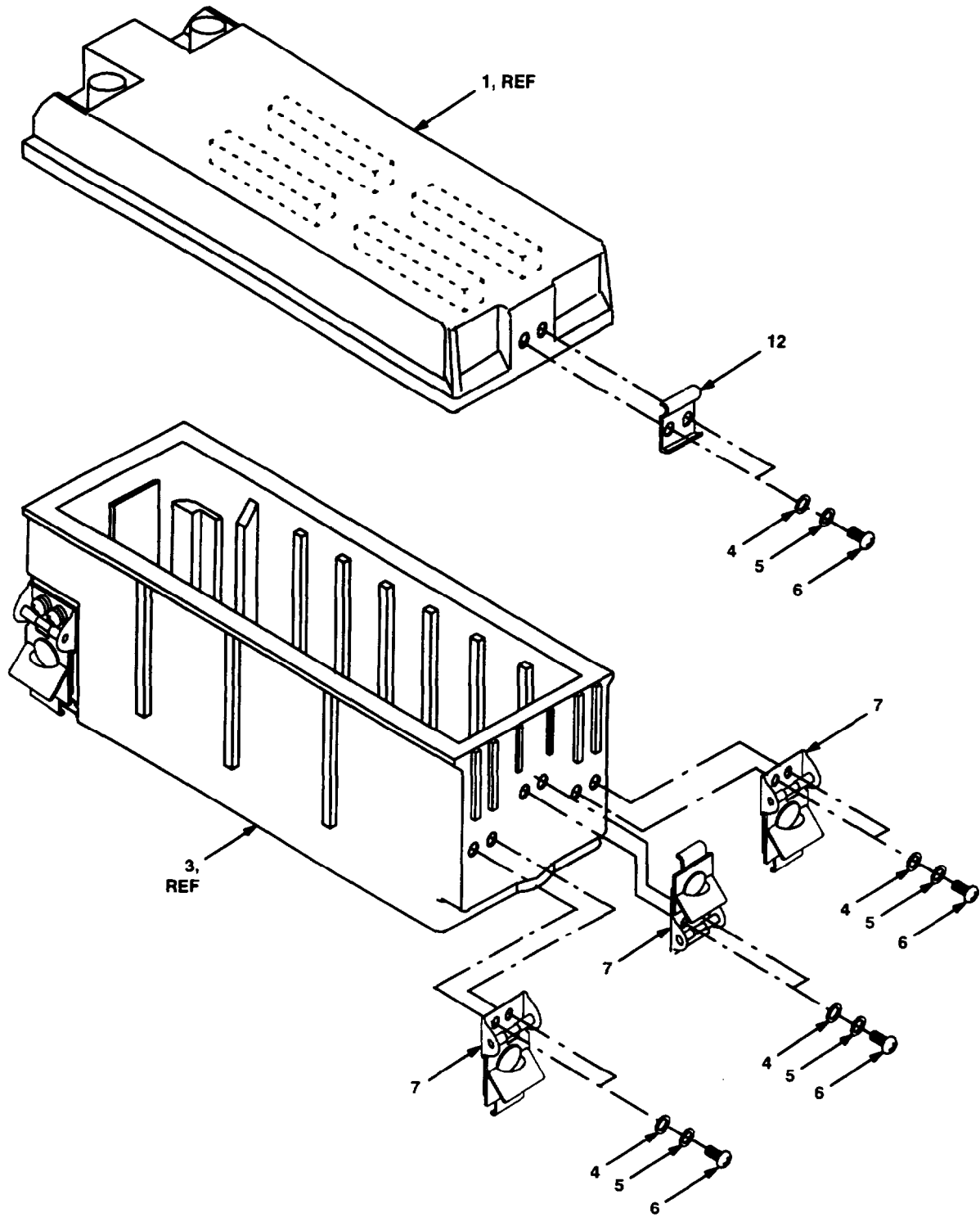
ELCE2GV005-1A

Figure 8. Battery Box CY-8523B/PRC (Sheet 1 of 3).



ELCE2GV005-2

Figure 8. Battery Box CY-8523B/PRC (Sheet 2 of 3).



ELCE2GV005-3A

Figure 8. Battery Box CY-8523B/PRC (Sheet 3 of 3).

SECTION II

TM 11-5820-890-30P-2

(1)	(2)	(3)	(4)	(5)	(6)	(7)
ITEM	SMR			PART		
NO	CODE	NSN	CAGEC	NUMBER	DESCRIPTION AND USABLE ON CODES (UOC)	QTY

GROUP 84 BATTERY BOX
CY-8523B/PRC

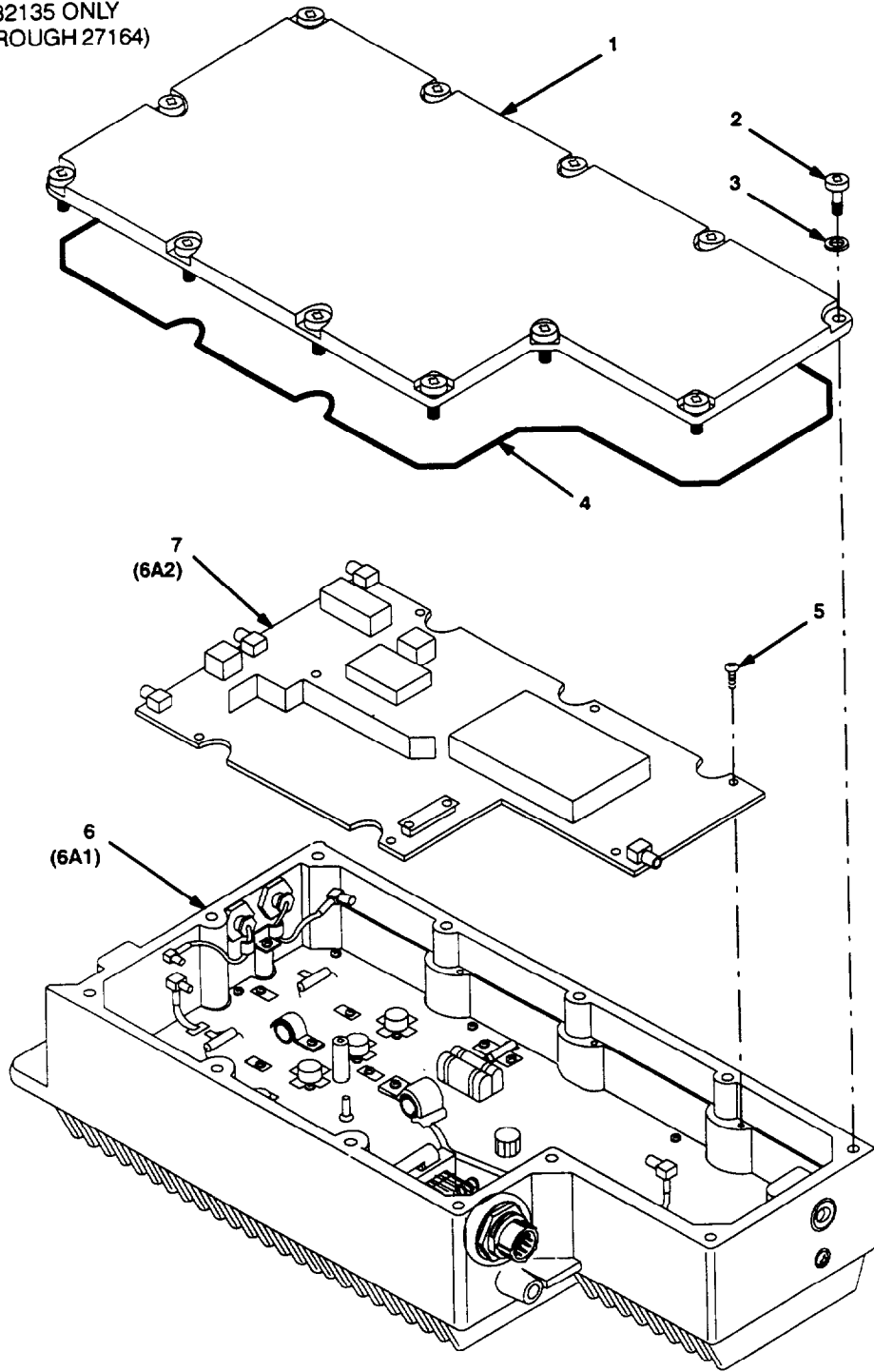
FIGURE 8

1	XBFZZ	6160013534966	80063	A3131703	COVER, BATTERY BOX	1
2	PCFZZ	5330013549433	80063	A3132610-1	GASKET	1
3	XBFZZ	6140013544493	80063	A3137525	CASE, BATTERY ASSEMB	1
4	PAOZZ	5310013413648	96906	MS15795-856B	WASHER, FLAT	19
5	PAOZZ	5310002240748	96906	MS35338-137B	WASHER, LOCK	19
6	PAOZZ	5305004947329	96906	MS51957-42B	SCREW, MACHINE	19
7	PAOZZ	5340014134587	80063	A3131939-2	CATCH, CLAMPING	6
8	XBOZZ		80063	A3131754	RETAINER, RING	1
9	PAOZZ	5325013539933	80063	A3131705	RING, RETAINING	1
10	PAFZA	5310008783291	96906	MS21043-06	NUT, SELF-LOCKING, EX	2
11	PAFZZ	5310007225998	96906	MS15795-805	WASHER, FLAT	2
12	PAOZZ	5340013534969	80063	A3131704	STRIKE, CATCH	2
13	PAFZZ	5940013599176	81349	M55149/10-NA-01	POST, BINDING, ELECTR	2
14	PAOZZ	5999013889075	72825	9766-285-07-01	CAP, ELECTRICAL	2
15	PAFZZ	5935013549448	80063	A3132608-2	CONNECTOR ASSEMBLY,	1
16	PAFZZ	530500552638	96906	MS3212-27	SCREW, MACHINE PRESSURE RELIEF SCREW	1
17	PAFZZ	5999013549440	80063	A3132607	CONTACT, ELECTRICAL	1
18	PAFZZ	5310012981440	80063	A3013580-1	NUT, PLAIN, ROUND	1
19	PAFZZ	5310013044999	80063	A3019064-7	WASHER, LOCK	1
20	PAFZZ	5310013534940	80063	A3132613-1	WASHER, FLAT	1

END OF FIGURE

NOTE:

DUAL CCA CONFIGURATION
RFPA P/N A3132135 ONLY
(S/N 00356 THROUGH 27164)

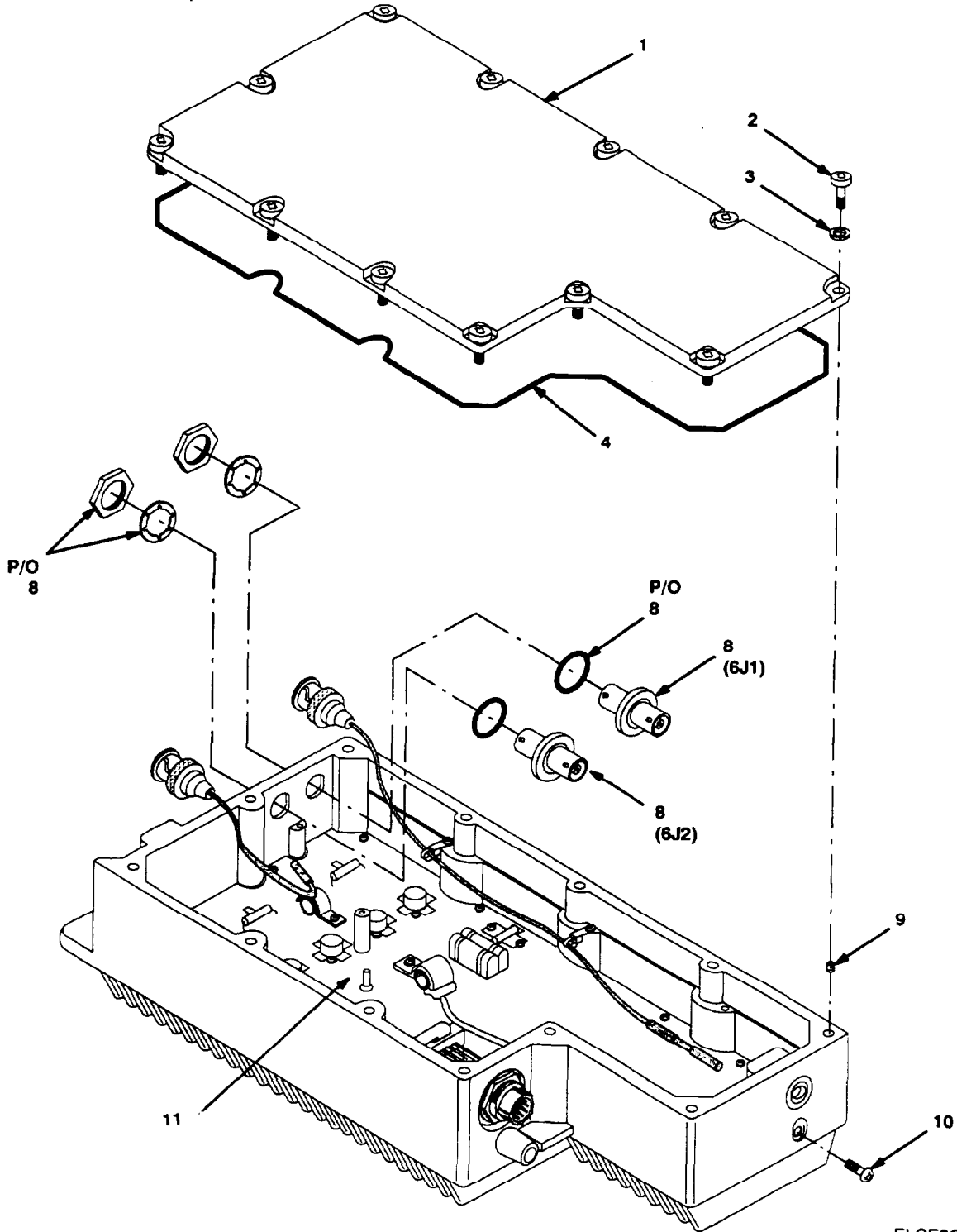


ELCE2GV006C

Figure 9. Amplifier (P/N A3132135), Radio Frequency AM-723A/VRC (Sheet 1 of 2).

NOTE:

SINGLE CCA CONFIGURATION
 RFPA P/N A3251212 ONLY
 (S/N 27165 AND UP)



ELCE2GV029

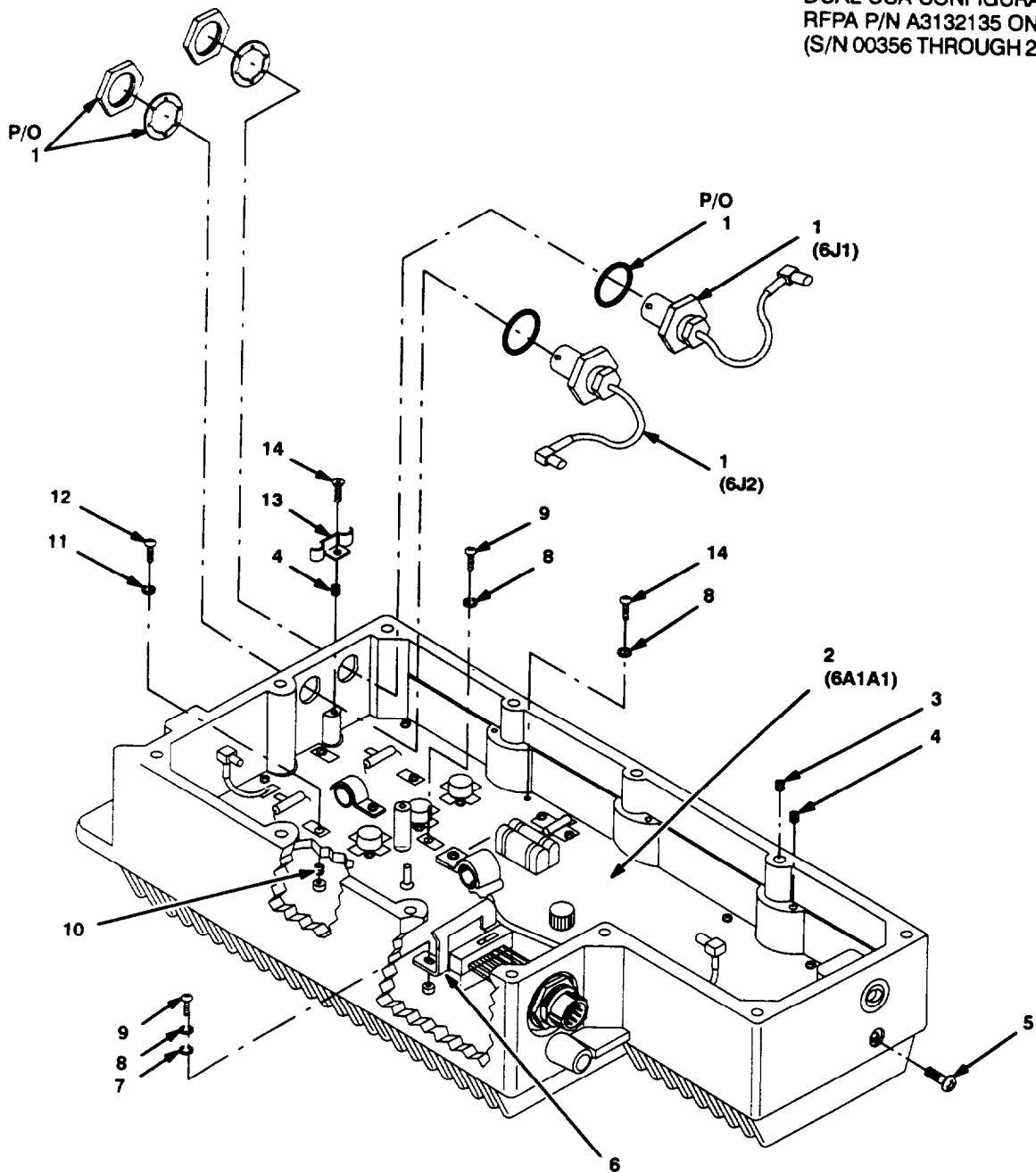
Figure 9. Amplifier (P/N A3351212), Radio Frequency AM-7238A/VRC (Sheet 2 of 2).

SECTION II			TM 11-5820-890-30P-2			
(1)	(2)	(3)	(4)	(5)	(6)	(7)
ITEM NO	SMR CODE	NSN	CAGEC	PART NUMBER	DESCRIPTION AND USABLE ON CODES (UOC)	QTY
					GROUP 85 AMPLIFIER, RADIO FREQUENCY AM-7238A/VRC	
					FIGURE 9	
1	XBFZZ		80063	A3132518	COVER, PAINTED	1
2	PAFZZ	5305013526695	80063	A3132521	SCREW, CAPTIVE	12
3	PAFZZ	5310013523028	80063	A3013129-13	WASHER, FLAT	12
4	PCFZZ	5999014554582	80063	A3251171-6	SHIELDING GASKET, EL	1
5	PAFZZ	5305000545647	96906	MS51957-13	SCREW, MACHINE (SERIAL NUMBER EFFECTIVITY 00356 THRU 27164)	7
6	XAFFF	5895013599188	80063	A3132376	CASE, ELECTRONIC COM (SEE FIGURE 10 FOR BREAKDOWN) (SERIAL NUMBER EFFECTIVITY 00356 THRU 27164)	1
7	PAFZZ	5998013068166	80063	A3132150	CIRCUIT CARD ASSEMB LOW PASS FILTER (CAUTION-STATIC SENSITIVE) (SERIAL NUMBER EFFECTIVITY 00356 THRU 27164)	1
8	PAFZZ	5935008230308	81349	M55339/13-00492	ADAPTER, CONNECTOR (SERIAL NUMBER EFFECTIVITY 27165 AND SUBSEQUENT)	2
9	PAFZZ	532508154930	96906	MS21209C0615	INSERT, SCREW THREAD (SERIAL NUMBER EFFECTIVITY 27165 AND SUBSEQUENT)	12
10	PAFZZ	5305004333707	96906	MS3212-21	SCREW, MACHINE PRESSURE RELIEF SCREW, (SERIAL NUMBER EFFECTIVITY 27165 AND SUBSEQUENT)	1
11	XAFZZ		80063	A3163508	CIRCUIT CARD ASSEMB (SERIAL NUMBER EFFECTIVITY 27165 AND SUBSEQUENT))	1

END OF FIGURE

NOTE:

DUAL CCA CONFIGURATION
RFPA P/N A3132135 ONLY
(S/N 00356 THROUGH 27164)



ELCE2GV011E

Figure 10. PA/Control Assembly (P/N A3132376).

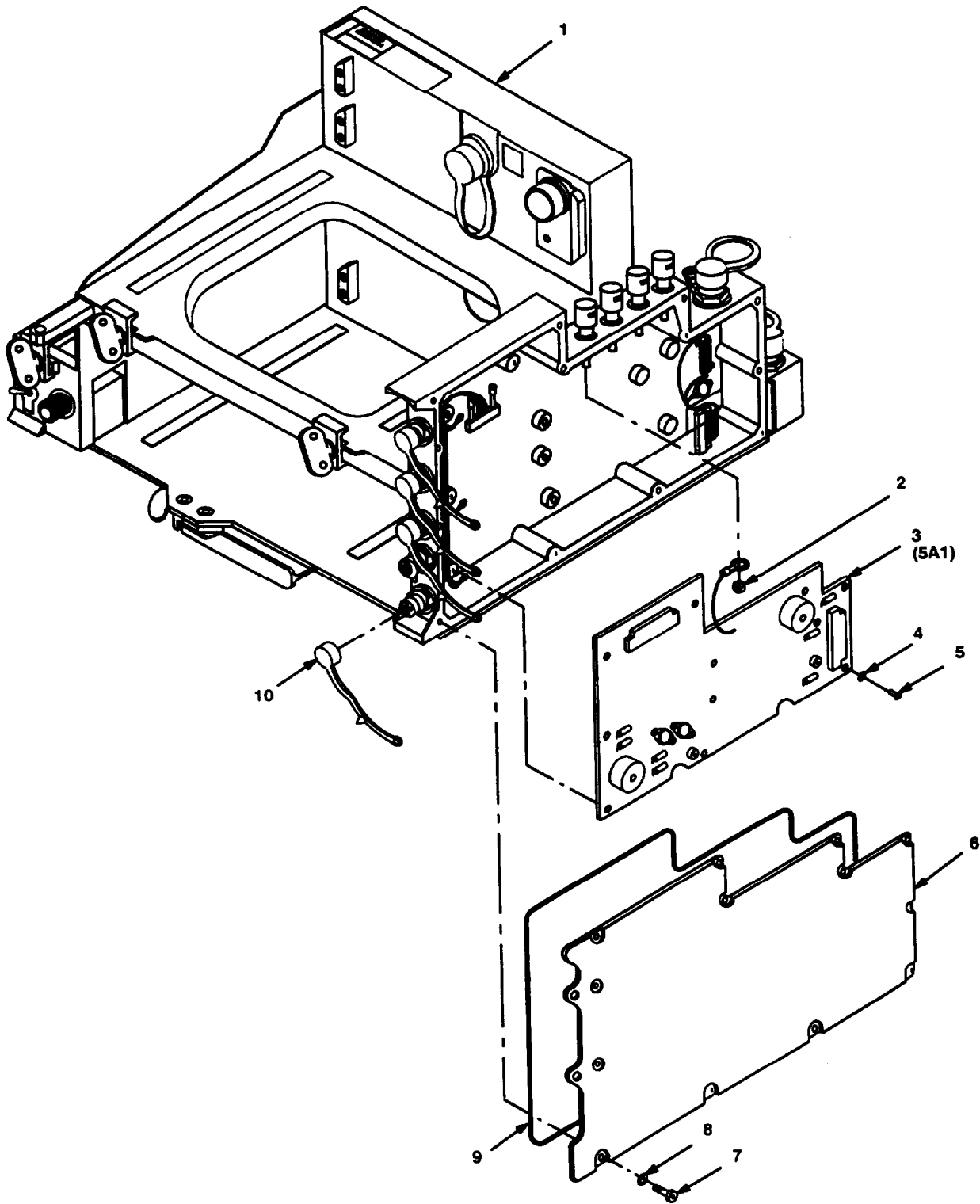
SECTION II			TM 11-5820-890-30P-2			
(1)	(2)	(3)	(4)	(5)	(6)	(7)
ITEM	SMR			PART		
No	CODE	NSN	CAGEC	NUMBER	DESCRIPTION AND USABLE ON CODES (UOC)	QTY

GROUP 8502 PA/CONTROL ASSEMBLY

FIGURE 10

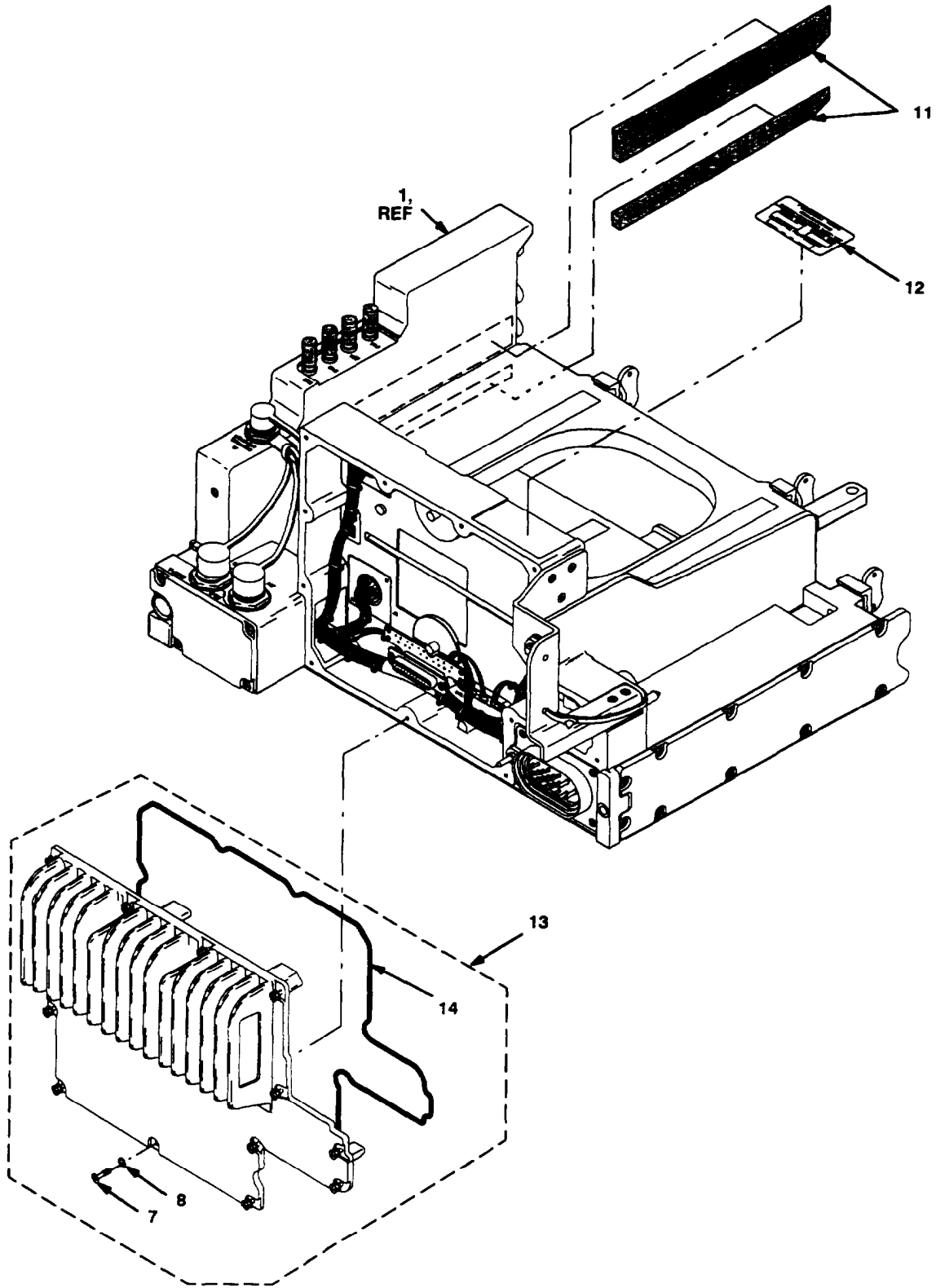
1	PAFZZ	5935013599189	80063	A3132372	CONNECTOR ASSEMBLY	2
2	PAFZZ	5998014212607	80063	A3163470	CIRCUIT CARD ASSEMB PA/CONTROL CCA (CAUTION-STATIC SENSITIVE)	1
3	PAFZZ	5325008154930	99606	MS21209C0615	INSERT, SCREW THREAD	12
4	PAFZZ	5325006317894	96906	MS21209C0415	INSERT, SCREW THREAD	8
5	PAFZZ	5305004333707	96906	MS3212-21	SCREW, MACHINE PRESSURE RELIEF SCREW	1
6	PAFZZ	5999013723309	80063	A3132286	HOLDER, CONTACT	1
7	PAFZZ	5310007239676	80205	NAS620C4L	WASHER, FLAT	1
6	PAFZZ	5310009338118	96906	MS35338-135	WASHER, LOCK	20
9	PAFZZ	5305000545648	96906	MS51957-14	SCREW, MACHINE	2
10	PAFZZ	5325002150248	96906	MS21209C0215	INSERT, SCREW THREAD	3
11	PAFZZ	5310009282690	96906	MS35338-134	WASHER, LOCK	2
12	PAFZZ	5305000545637	96906	MS51957-3	SCREW, MACHINE	2
13	PAFZZ	5999013723301	80063	A3132530	CLAMP, ELECTRICAL	1
14	PAFZZ	5305000545647	96906	MS51957-13	SCREW, MACHINE	1

END OF FIGURE



ELCE2GV007-1B

Figure 11. Amplifier-Adapter, Vehicular AM-7239A/VRC (Sheet 1 of 2).

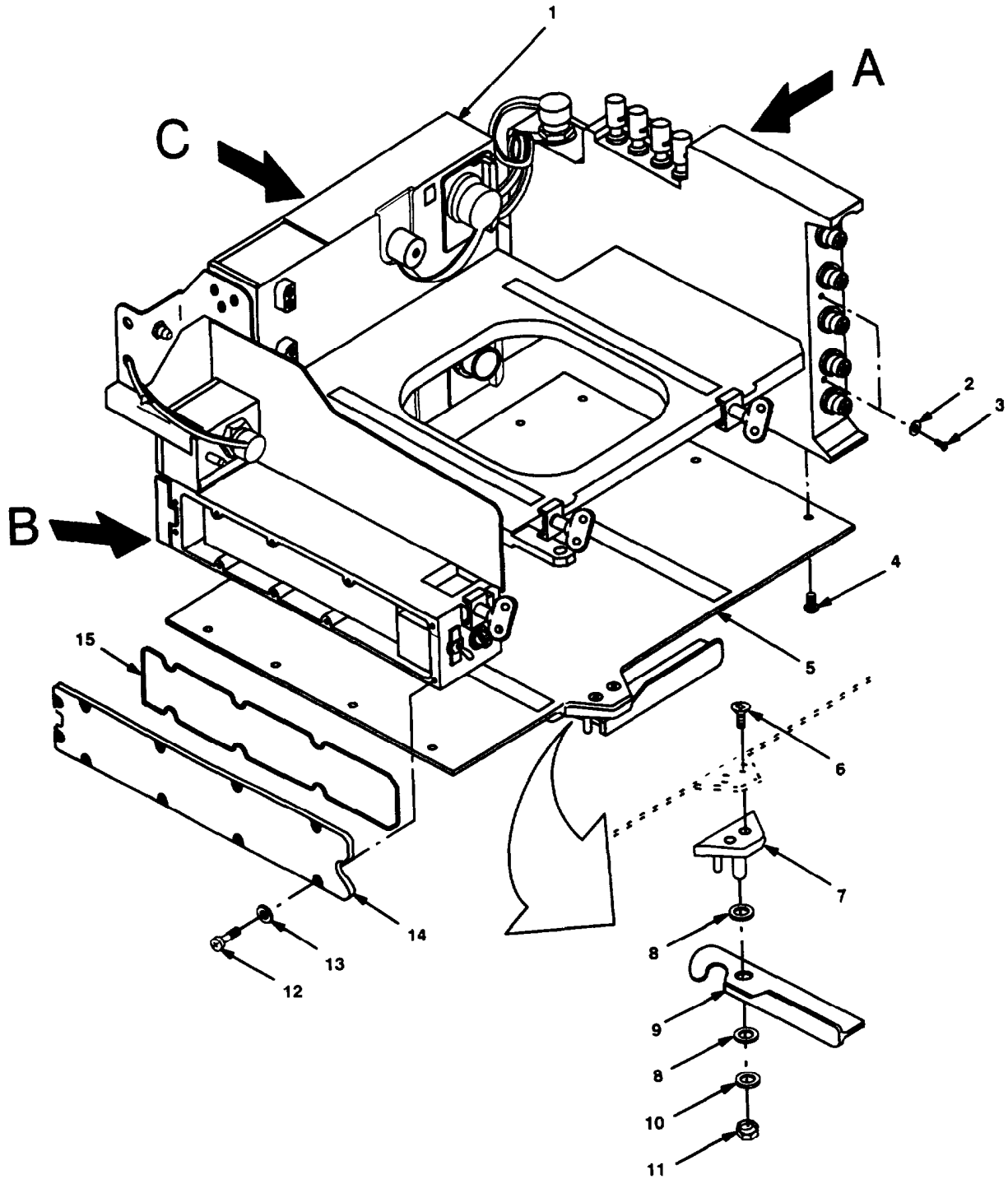


ELCE2GV007-2C

Figure 11. Amplifier-Adapter, Vehicular AM-7239A/VRC (Sheet 2 of 2).

SECTION II			TM 11-5820-890-30P-2		(6)	(7)
(1)	(2)	(3)	(4)	(5)		
ITEM NO	SMR CODE	NSN	CAGEC	PART NUMBER	DESCRIPTION AND USABLE ON CODES (UOC)	QTY
					GROUP 86 AMLIFIER-ADAPTER, VEHICULAR AM-7239A/VRC	
FIGURE 11						
1	PAFDD	5895013528623	80063	A3132045	AMPLIFIER SUBASSEMB CHASSIS ASSEMBLY, ADAPTER (SEE FIGURE 12 FOR BREAKDOWN)	1
2	PAFZZ	5310006168660	80205	NAS671C6	NUT, PLAIN, HEXAGON	4
3	PAFZZ	5998013068165	80063	A3132040	CIRCUIT CARD ASSEMB (1 WATT AUDIO ASSY) (CAUTION-STATIC SENSITIVE)	1
4	PAFZZ	5310009338118	96906	MS35338-135	WASHER, LOCK	8
5	PAFZZ	5305000545647	96906	MS51957-13	SCREW, MACHINE	11
6	PBFZZ	5340013971973	80063	A3163379-1	COVER, ACCESS COVER, 1 WATT AUDIO BOX	1
7	PAFZZ	5305013526695	80063	A3132521	SCREW, PANEL FASTENE	26
8	PAFZZ	5310013523028	80063	A3013129-13	WASHER, FLAT	26
9	PCFZZ	5999013796660	80063	A3163404-4	SHIELDING, GASKET, EL	1
10	PAOZZ	5340013887005	80063	A3163346-2	CAP, PROTECTIVE, DUST	4
11	PAOZZ	5975014541308	80063	A3251000	RAIL, GUIDE (KIT CONTAINS BOTH UPPER AND LOWER GUIDE RAILS AND INSTALLATION INSTRUCTIONS)	1
12	XBFZZ		80063	A3131269-7	IDENTIFICATION PUT	1
13	PAFFF	6130013068084	80063	A3132060	POWER SUPPLY ASSEMB (CAUTION-STATIC SENSITIVE)	1
14	PCFZZ	5999013797256	80063	A3163404-5	SHIELDING, GASKET, EL	1

END OF FIGURE



ELCE2GV012-1C

Figure 12. Chassis Assembly, Adapter AM-7239A/VRC (Sheet 1 of 4).

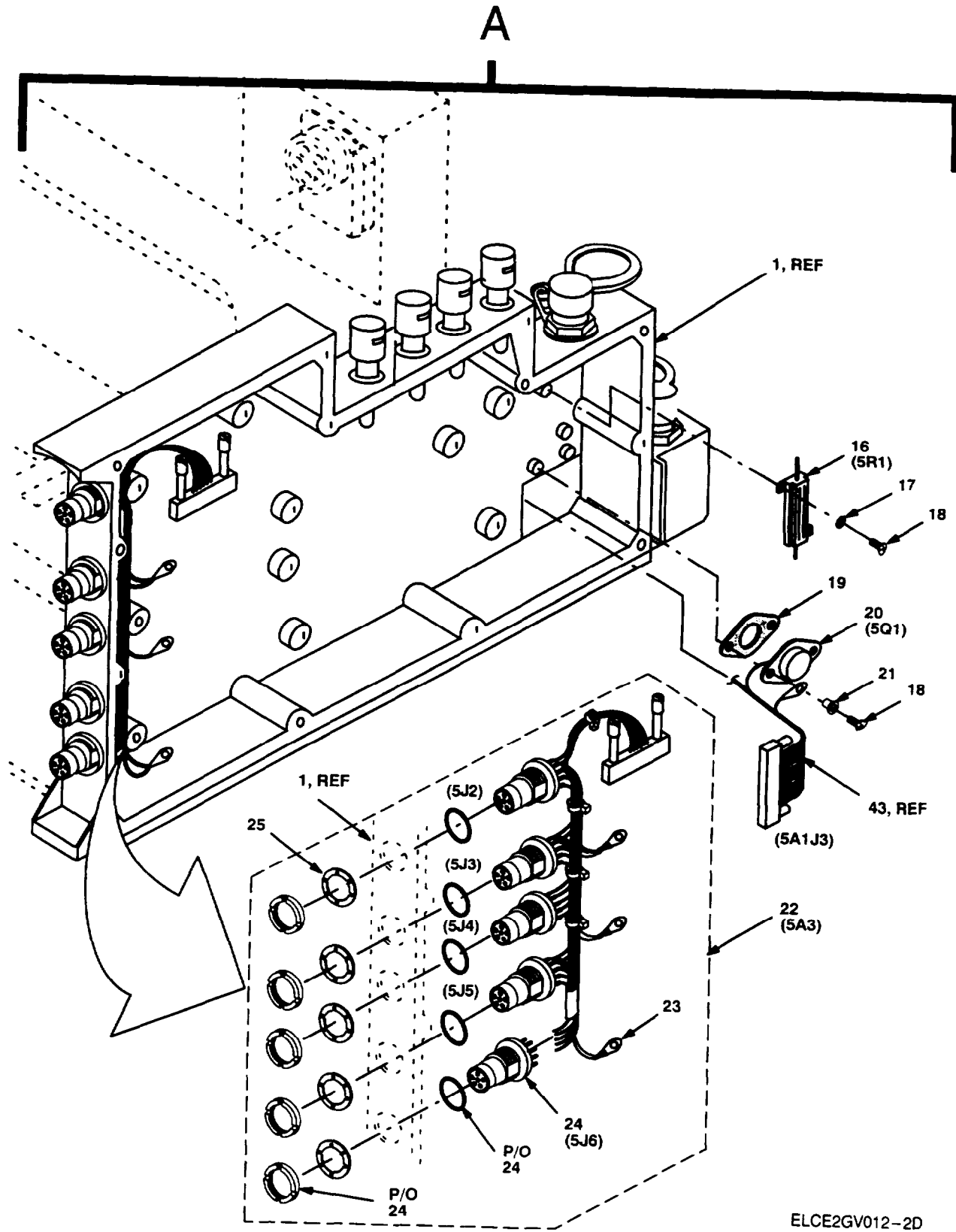
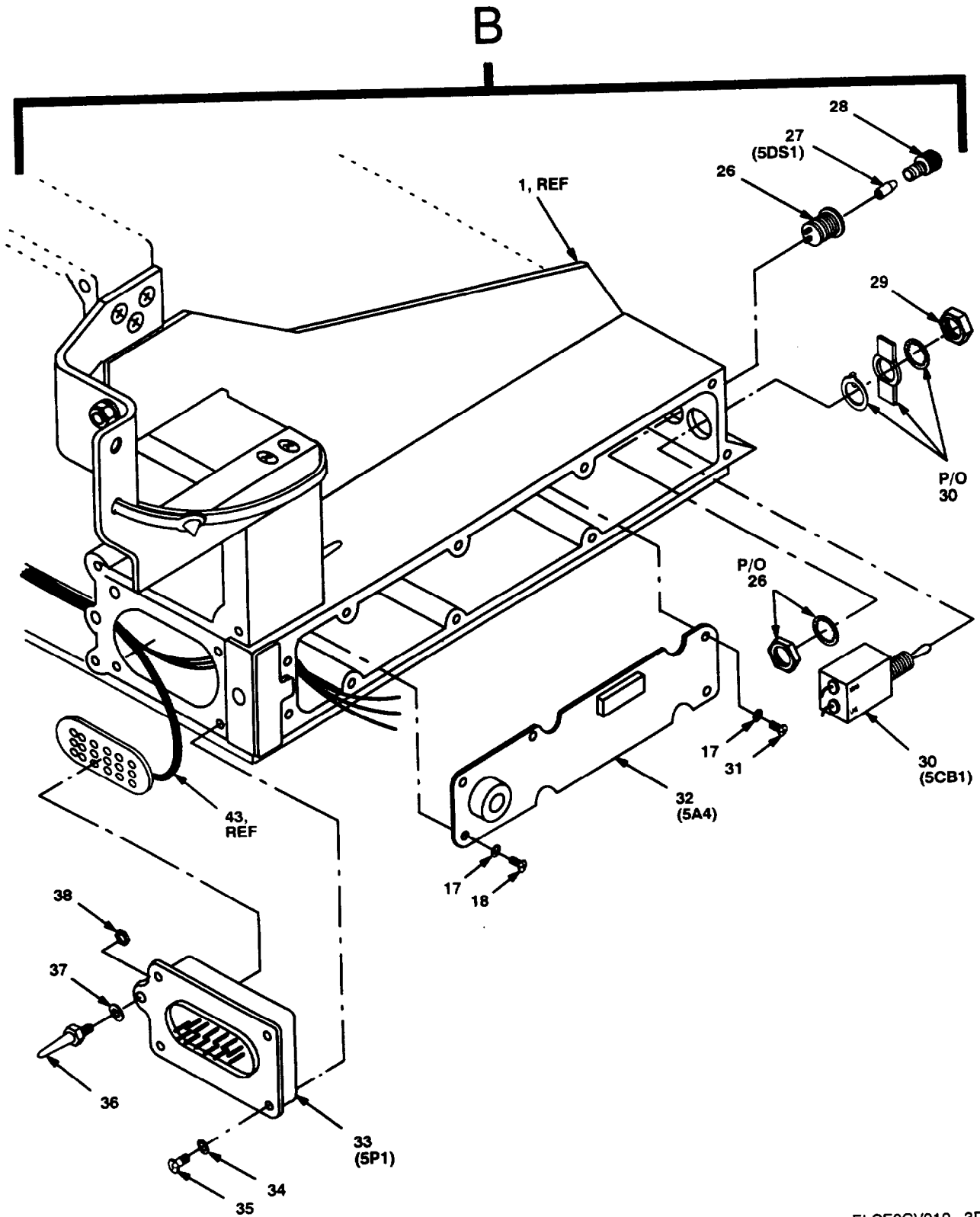
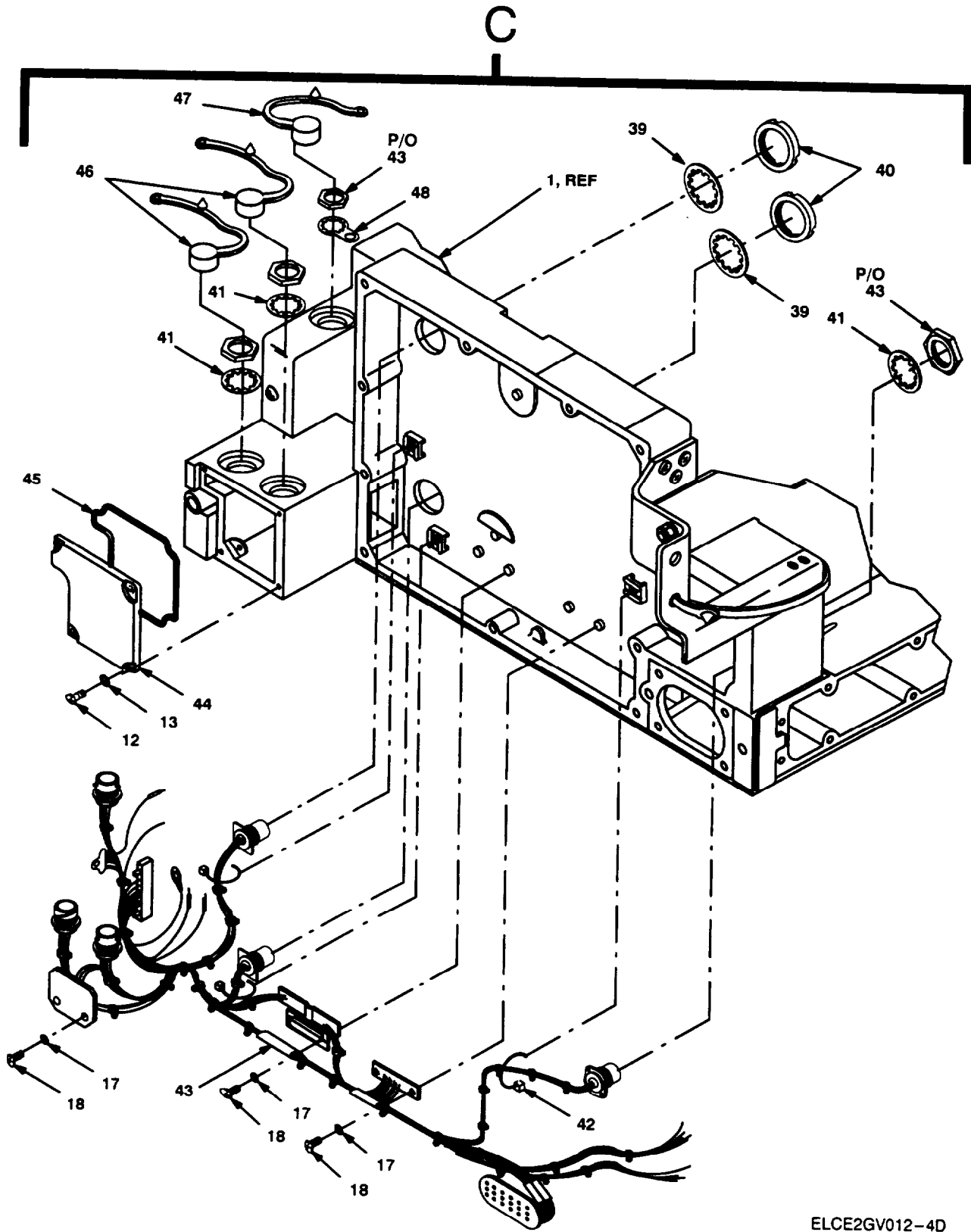


Figure 12. Chassis Assembly, Adapter AM-7239A/VRC (Sheet 2 of 4).



ELCE2GV012-3D

Figure 12. Chassis Assembly, Adapter AM-7239A/VRC (Sheet 3 of 4).

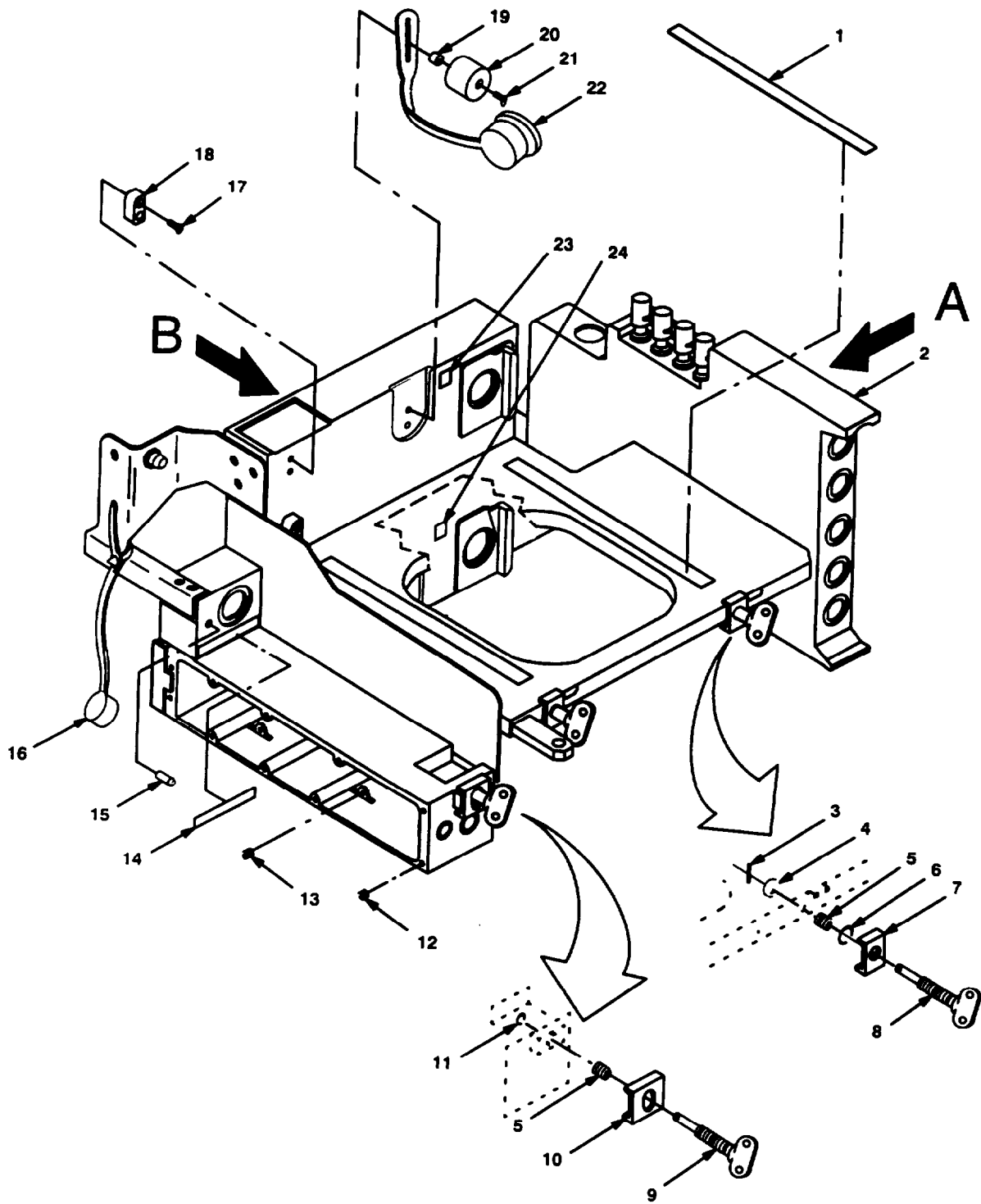


ELCE2GV012-4D

Figure 12. Chassis Assembly, Adapter AM-7239A/VRC (Sheet 4 of 4).

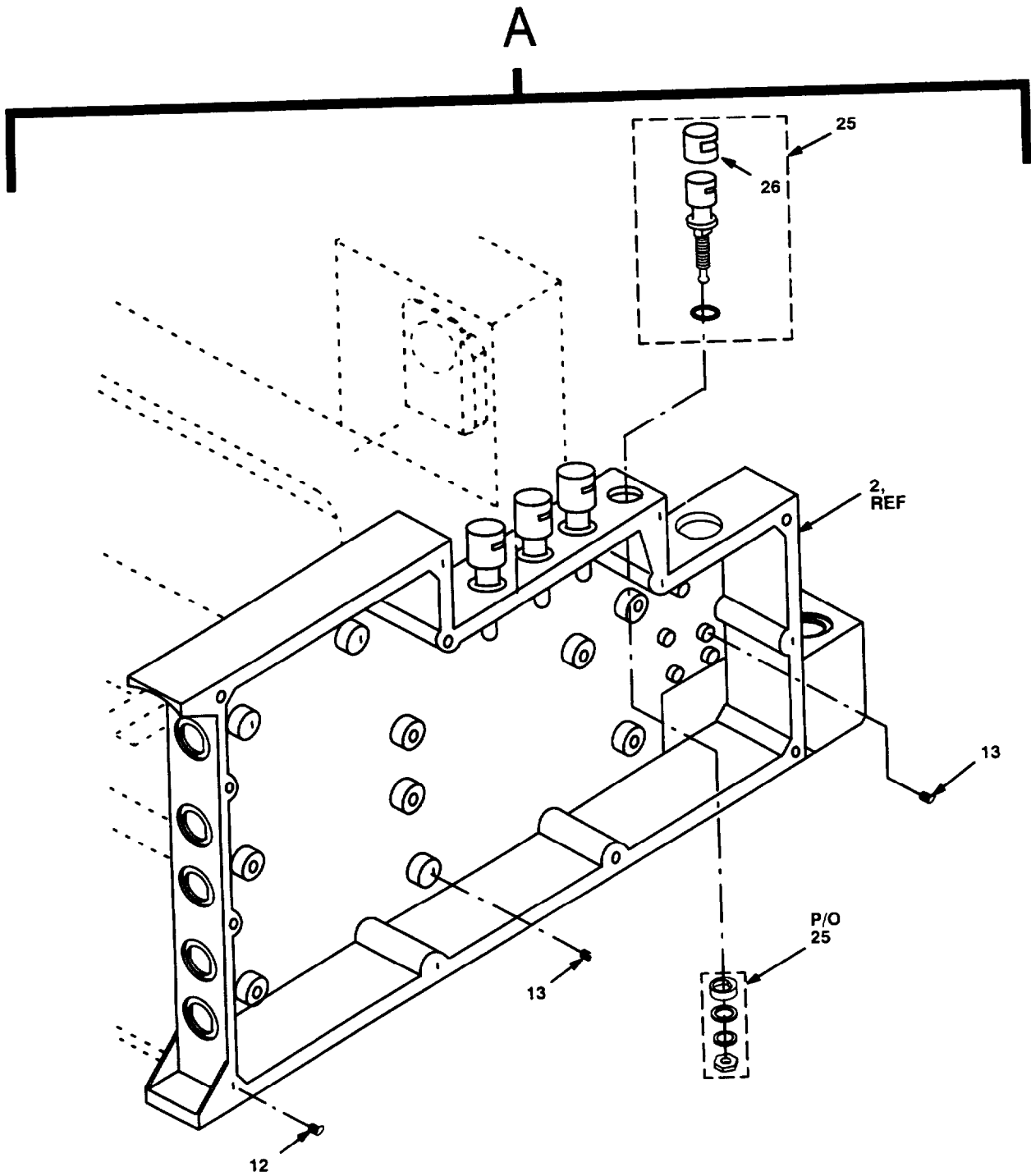
SECTION II			TM 11-5820-890-30P-2			
(1)	(2)	(3)	(4)	(5)	(6)	(7)
ITEM NO	SMR CODE	NSN	CAGEC	PART NUMBER	DESCRIPTION AND USABLE ON CODES (UOC)	QTY
GROUP 8602 CHASSIS ASSEMBLY, ADAPTER						
FIGURE 12						
1	XBDDD		80063	A3132380	CHASSIS SUBASSEMBLY (SEE FIGURE 13 FOR BREAKDOWN) UOC:JPJ	1
2	PAOZZ	5310000014858	68044	AN960XC4	WASHER, FLAT (SERIAL NUMBER EFFECTIVITY 0132 THRU 1851)	2
3	PAOZZ	5305004947333	96906	MS51957-13B	SCREW, MACHINE (SERIAL NUMBER EFFECTIVITY 0132 THRU 1851)	2
4	PAFZZ	5305004890742	96906	MS51957-41B	SCREW, MACHINE	9
5	XBFFF	5895013527105	80063	A3132400	AMPLIFIER SUBASSEMB SHELF ASSEMBLY	1
6	PAOZA	5305010164326	96906	MS59159-41B	SCREW, MACHINE	2
7	PAOZZ	5340013900546	80063	A3163348	BRACKET, LEVER	1
8	PAOZZ	5310010942198	81349	M12133/1-4P	WASHER, SPRING TENSILEVER, MANUAL CONTROL	2
9	PAOZZ	5340013773530	80063	A3132545	WASHER, FLAT	1
10	PAOZZ	531000764564	80205	NAS2620C416L	NUT, SELF-LOCKING, EX	1
11	PAOZA	5310008787196	96906	MS21043-08	SCREW, PANEL FASTENER	10
12	PAOZZ	5305013526695	80063	A3132521	WASHER, FLAT	10
13	PAOZZ	5310013523028	80063	A3013129-13	COVER, PPF, PAINTED	1
14	XBFFZ		80063	A3132495	SHIELDING, GASKET, ELECTRICAL	1
15	PCFZZ	5999013797819	80063	A3163404-3	RESISTOR, FIXED, WIRE	1
16	PAFZZ	590500145618	81349	RER10F10R0R	WASHER, LOCK	13
17	PAFZZ	5310009338118	96906	MS35338-135	SCREW, MACHINE	14
18	PAFZZ	5305000545647	96906	MS51957-13	INSULATOR, PLATE	1
19	PAFZZ	5970013962618	81349	M49466/02-031R	TRANSISTOR	1
26	PAFZZ	5961011020439	81349	JANTX2N3767	INSULATOR, BUSHING	2
21	PAFZZ	5970013718072	13103	A3163262	WIRING HARNESS	1
22	PAFFF	5995013599181	80063	A3132378	TERMINAL, LUG	3
23	PAFZZ	5940008822477	96906	MS77068-1	CONNECTOR, RECEPTACLE	5
24	PAFZZ	5935013568083	81349	M55116/10-0	WASHER, LOCK	5
25	PAFZZ	5310013044997	80063	A3019064-5	LIGHT, INDICATOR	1
26	PAFZZ	6210001764928	81349	LH89/1	LAMP, INCANDESCENT	1
27	PAOZZ	6240007637744	96906	MS25237-387	LENS, LIGHT	1
26	PAOZZ	6210001515276	81349	LC36GD2	NUT, PLAIN, HEXAGON	1
29	PAFZZ	5310013888750	80063	A3163335-1	CIRCUIT BREAKER	1
30	PAFZZ	5925010471458	81349	M39019/01-254	SCREW, MACHINE	2
31	PAFZZ	5305000545649	96906	MS51957-15	PIN, STRAIGHT, THREAD	1
36	PAOZZ	5315013798528	80063	A3132508	INSULATOR, WASHER	1
37	PAOZZ	5970014256500	80063	A3132529-5	COVER, ACCESS	1
44	XBFFZ	5340013526848	80063	A3132547	SHIELDING GASKET, ELECTRICAL	1
45	PCFZZ	5999013526735	80063	A3163404-2	CAP, PROTECTIVE, DUST	2
46	PAOZZ	5340013897195	80063	A3163346-1	CAP, PROTECTIVE, DUST	1
47	PAOZZ	5340013887005	80063	A3163346-2	RETAINER, ELECTRICAL	1
48	PAFZZ	5935013896073	80063	A3163339-1		1

END OF FIGURE



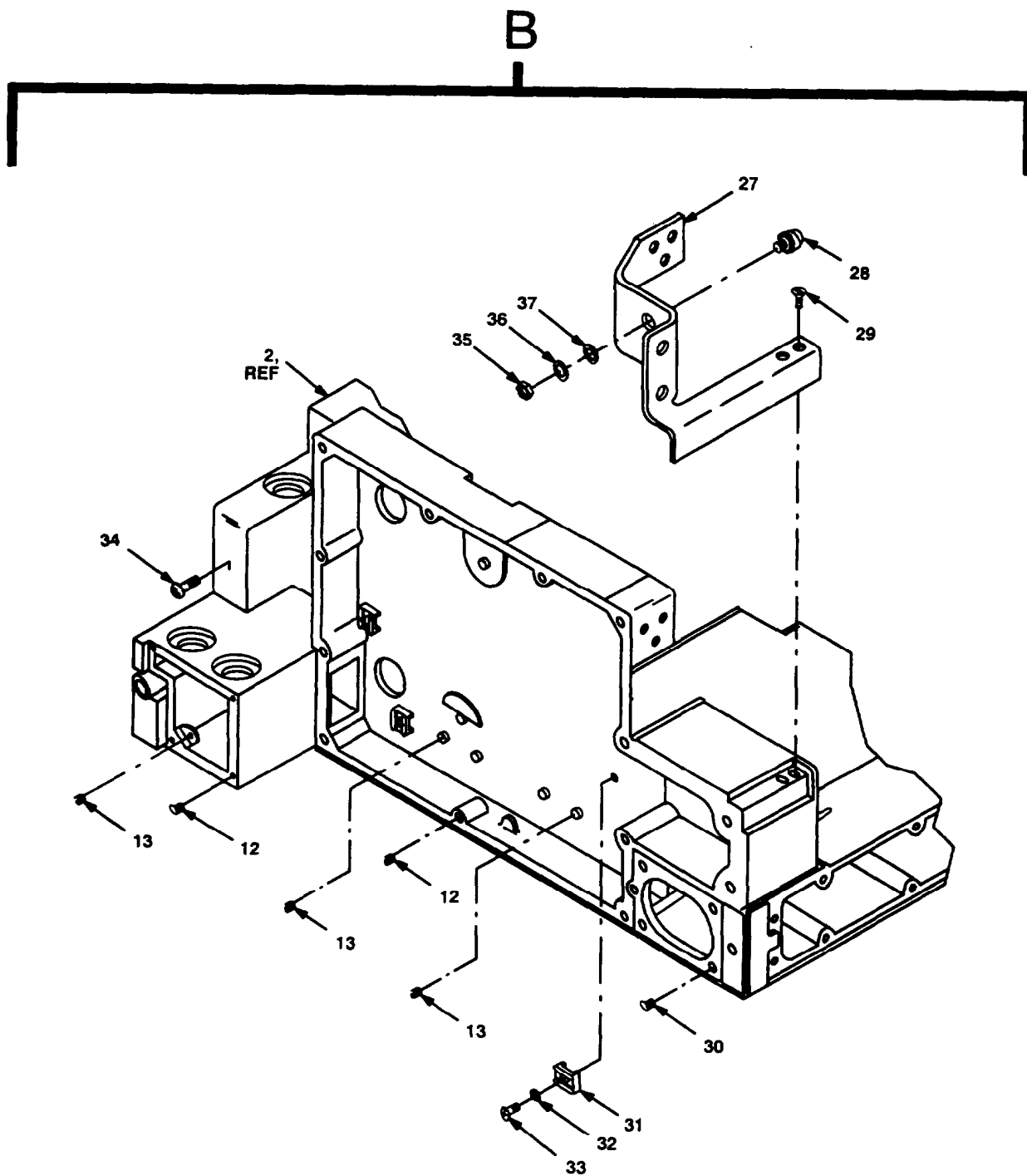
ELCE2GV023-1A

Figure 13. Chassis Subassembly, Adapter AM-7239A/VRC (Sheet 1 of 3).



ELCE2GV023-2

Figure 13. Chassis Subassembly, Adapter AM-7239A/VRC (Sheet 2 of 3).



ELCE2GV023-3

Figure 13. Chassis Subassembly, Adapter AM-7239A/VRC (Sheet 3 of 3).

SECTION II

TM 11-5820-890-30P-2

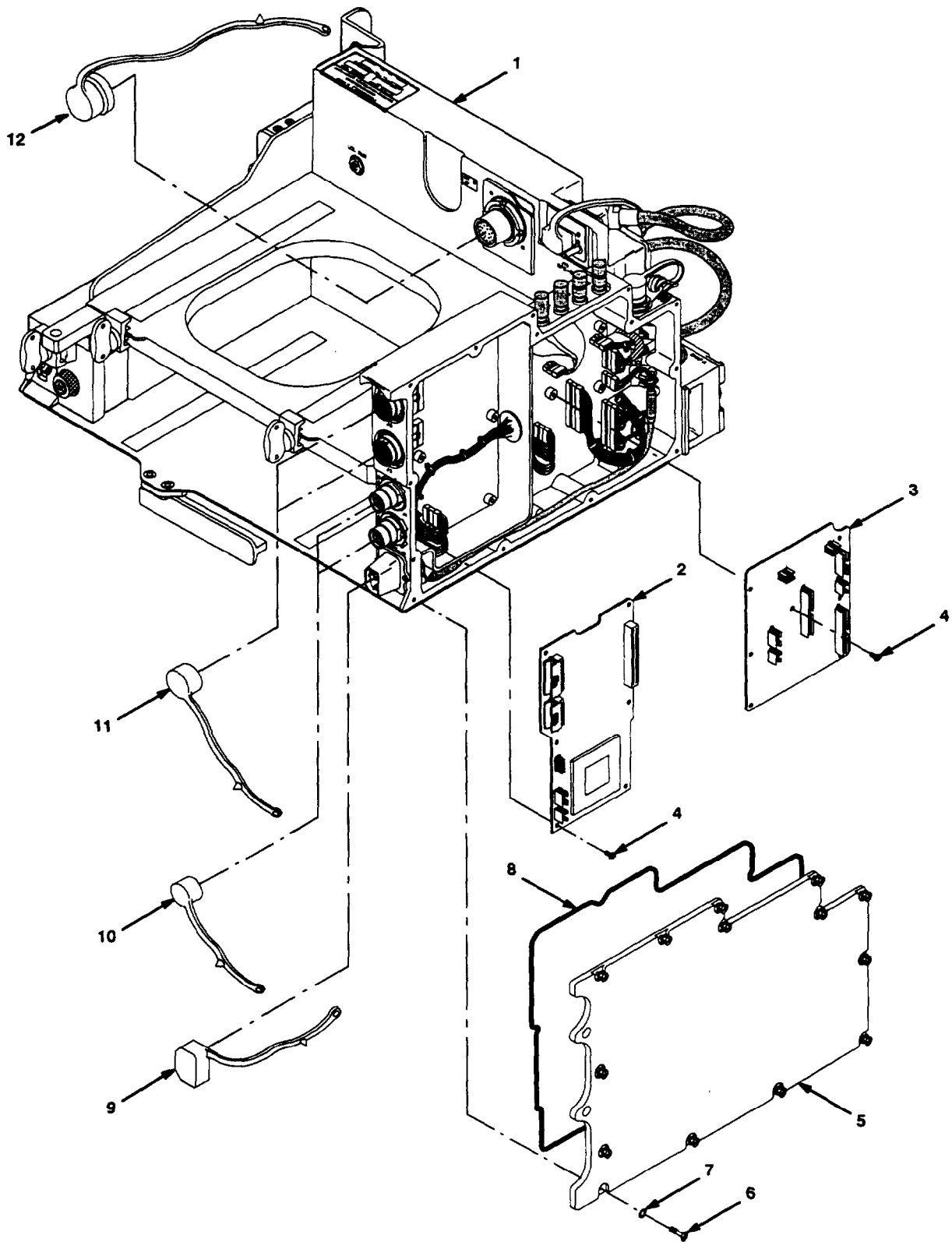
(1)	(2)	(3)	(4)	(5)	(6)	(7)
ITEM NO	SMR CODE	NSN	CAGEC	PART NUMBER	DESCRIPTION AND USABLE ON CODES (UOC)	QTY

GROUP 860201 CHASSIS SUBASSEMBLY,
ADAPTER

FIGURE 13

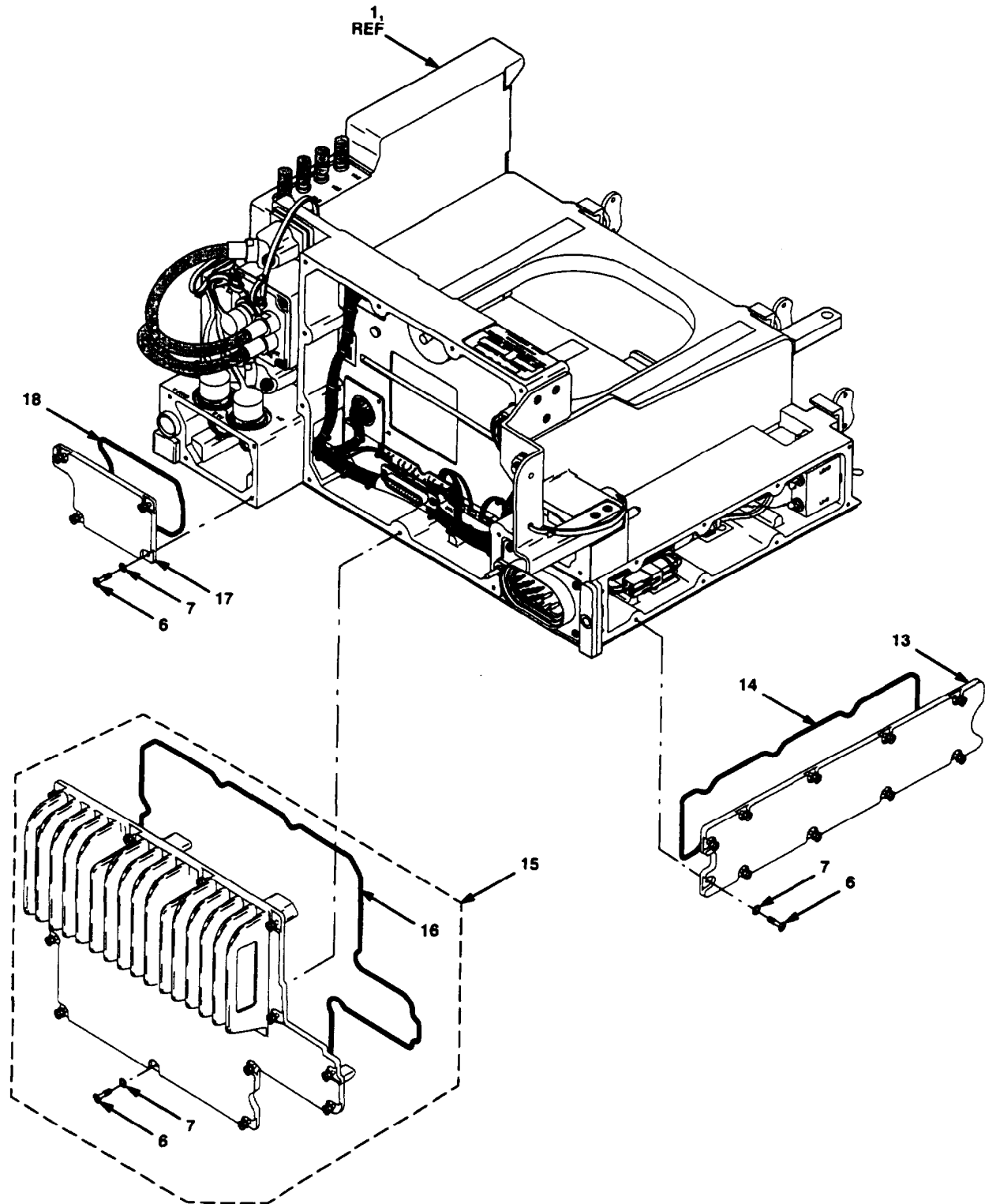
1	XBFZZ		80063	A3163382-1	RUNNER	2
2	XBFFF		80063	A3163384-1	CHASSIS, PAINTED	1
3	PAOZZ	5315000589698	96906	MS16562-191	PIN, SPRING	2
4	PAOZZ	5310009890640	80205	NAS620C10	WASHER, FLAT	2
5	PAFZZ	5325002913495	96906	MS124697	INSERT, SCREW THREAD	3
6	PAOZZ	5325008450286	96906	MS16632-4031	RING, RETAINING	2
7	PAOZZ	5340013523065	80063	A3132540	CLAMP, SYNCHRO	2
8	PAOZZ	5305013523022	80063	A3132542	THUMBSCREW	2
9	PAOZZ	5305013523023	80063	A3132544	THUMBSCREW	1
10	PAOZZ	5340013523066	80063	A3132548	CLAMP, SYNCHRO	1
11	PAOZZ	5325007250969	96906	MS16633-4018	RING, RETAINING	1
12	PAFZZ	5325002638728	96906	MS21209C0410	INSERT, SCREW THREAD	27
13	PAFZZ	5325008154930	96906	MS21209C0615	INSERT, SCREW THREAD	40
14	XBFZZ		80063	A3132561	WARNING PLATE	1
16	PAOZZ	5340013897195	80063	A3163346-1	CAP, PROTECTIVE, DUST	1
17	PAOZZ	5305004552551	96906	MS51959-31B	SCREW, MACHINE	8
18	PAOZZ	5365013554076	80063	A3132534-1	SPACER, PLATE	4
19	PAOZZ	5999013874707	81349	M38527/06-040N	MOUNTING PAD, ELECTR	1
20	PAOZZ	5340013823214	80063	A3163376-1	PLUG, PROTECTIVE, DUS	1
21	PAOZZ	5305002319808	96906	MS51957-198	SCREW, MACHINE	1
22	PADZZ	5340013844738	80063	A3163346-3	CAP, PROTECTIVE, DUST	1
23	XBFZZ		80063	A3132280-2	PLATE, RT, B-J7 LABEL	1
24	XBFZZ		80063	A3132280-1	PLATE, RT, A-J8 LABEL	1
25	PAFZZ	5940011965098	80063	A3012989-1	POST, BINDING, ELECTR	4
26	PADZZ	5999013889075	72825	9766-285-07-01	COVER, ACCESS	4
27	XBOZZ		80063	A3163268	SUPPORT, GUIDE	1
28	PAOZZ	5315013538697	80063	A3163269-1	PIN, STRAIGHT, THREAD	1
29	PADZZ	5305004552488	96906	MS51959-426	SCREW, MACHINE	5
34	PAFZZ	5305004333707	96906	MS3212-21	SCREW, MACHINE PRESSURE RELIEF SCREW	1
35	PAOZZ	5310001089736	96906	MS35650-3314B	NUT, PLAIN, HEXAGON	1
36	PADZZ	5310001467074	88044	AN960XC516	WASHER, FLAT	1
37	PAOZZ	5310004152115	96906	MS35338-140B	WASHER, LOCK	1

END OF FIGURE



ELCE2GV027-1D

Figure 14. Amplifier-Adapter, Vehicular AM-7239D/VRC (Sheet 1 of 2).

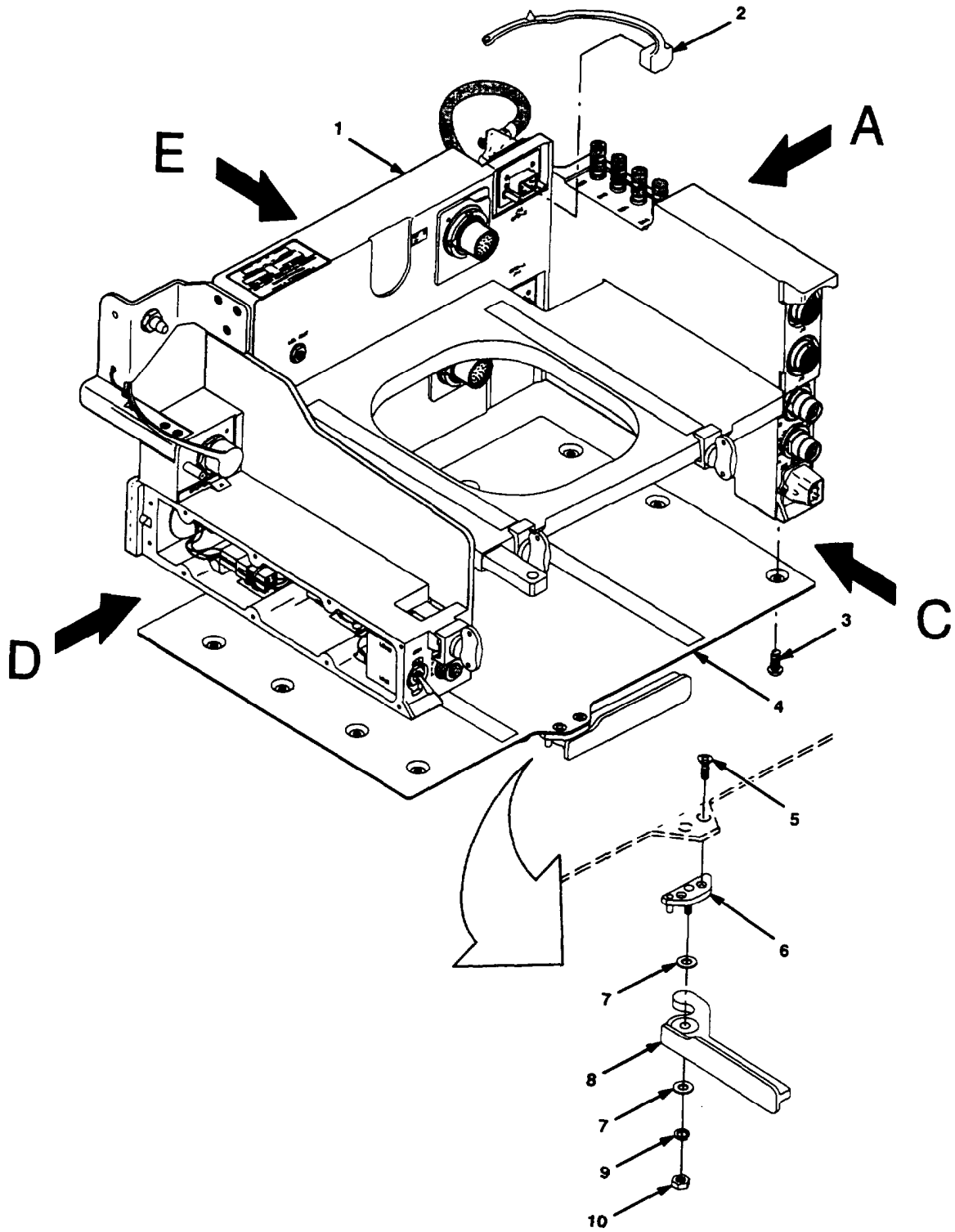


ELCE2GV027-2D

Figure 14. Amplifier-Adapter, Vehicular AM-7239A/VRC (Sheet 2 of 2).

SECTION II			TM 11-5820-890-30P-2		(6)	(7)
(1) ITEM NO	(2) SMR CODE	(3) USN	(4) CAGEC	(5) PART NUMBER	DESCRIPTION AND USABLE ON CODES (UOC)	QTY
GROUP 87 AMPLIFIER-ADAPTER, VEHICULAR AM-7239D/VRC						
FIGURE 14						
1	XBFFF		80063	A3163618	AMPLIFIER SUBASSEMB CHASSIS ASSEMBLY, ADAPTER (SEE FIGURE 15 FOR BREAKDOWN)	1
2	PAFZA	5998014212615	80063	A3245041-1	CIRCUIT CARD ASSEMB INC (CAUTION- STATIC SENSITIVE)	1
3	PAFZZ	5998014432306	80063	A3163606	CIRCUIT CARD ASSEMB INTERFACE CCA (CAUTION-STATIC SENSITIVE)	1
4	PAFZZ	5305000545647	96906	MS51957-13	SCREW, MACHINE	13
5	XBFFZ		80063	A3163636	COVER, PAINTED	1
6	PAFZZ	5305013426695	80063	A3132521	SCREW, PANEL FASTENE	41
7	PAFZZ	5310013523028	80063	A3013129-13	WASHER, FLAT	41
8	PCFZZ	599014508391	80063	A3251171-4	SHIELDING GASKET, EL	1
9	PAOZA	5340014510146	80063	A3163346-6	CAP, PROTECTIVE, DUST	1
10	PAOZZ	5340013887005	80063	A3163346-2	CAP, PROTECTIVE, DUST	2
11	PAOZZ	5340013897195	80063	A3163346-1	CAP, PROTECTIVE, DUST	2
12	PAOZA	5340014510174	80063	A3163346-7	CAP, PROTECTIVE, DUST	1
13	XBFFZ		80063	A3132495	COVER, PPF, PAINTED	1
14	PCFZZ	5999014508356	80063	A3251171-3	SHIELDING, GASKET, EL	1
15	PAFFF	6130014432305	80063	A3163603	POWER SUPPLY (CAUTION-STATIC SENSITIVE)	1
16	PCFZZ	5999014608376	80063	A3251171-5	SHIELDING GASKET, EL	1
17	XBFFZ		80063	A3163660	COVER, PAINTED	1
18	PCFZZ	5999014508363	80063	A3251171-8	SHIELDING GASKET, EL	1

END OF FIGURE



ELCE2GV028-1C

Figure 15. Chassis Assembly, Adapter AM-7239D/VRC (Sheet 1 of 7).

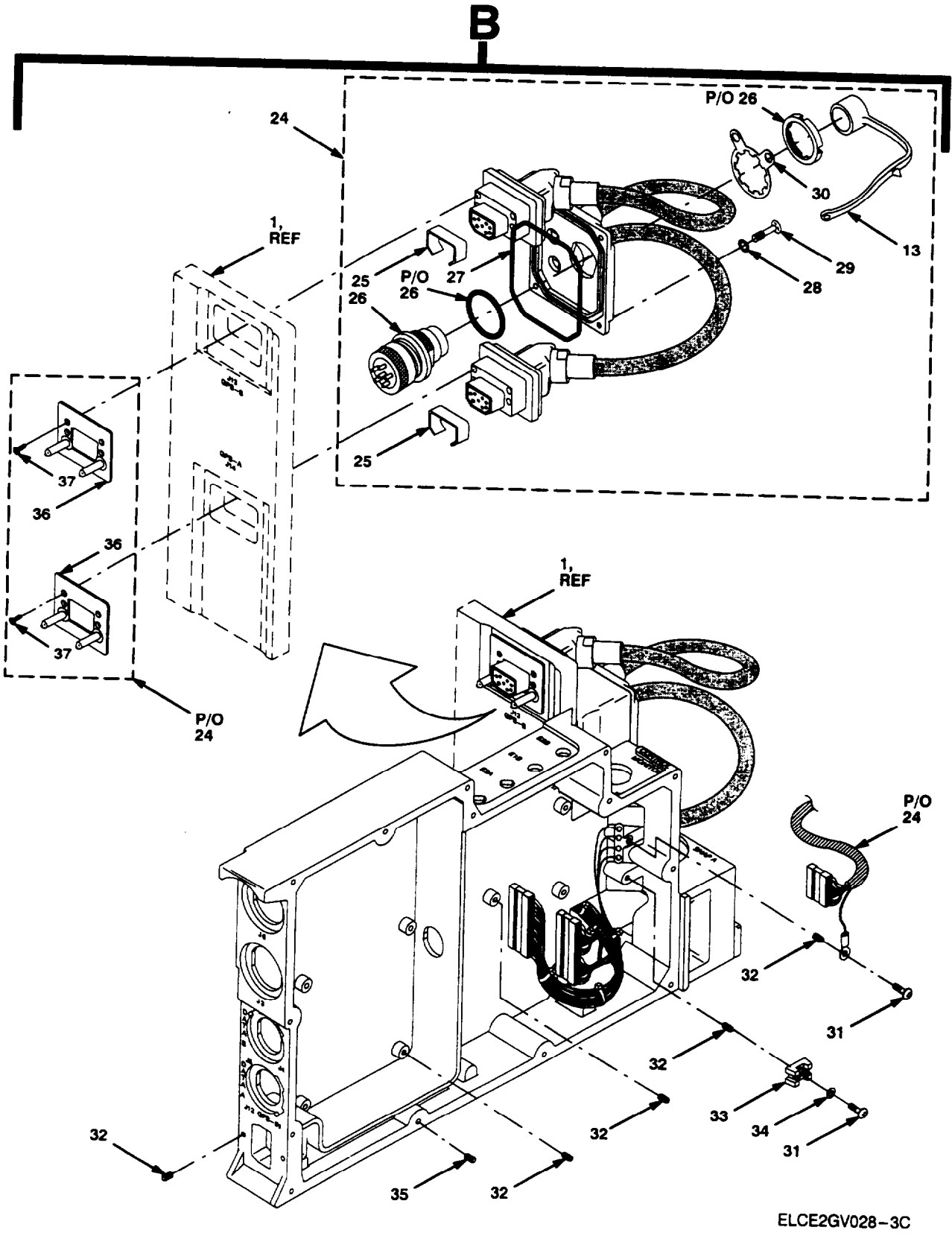


Figure 15. Chassis Assembly, Adapter AM-7239D/VRC (Sheet 3 of 7).

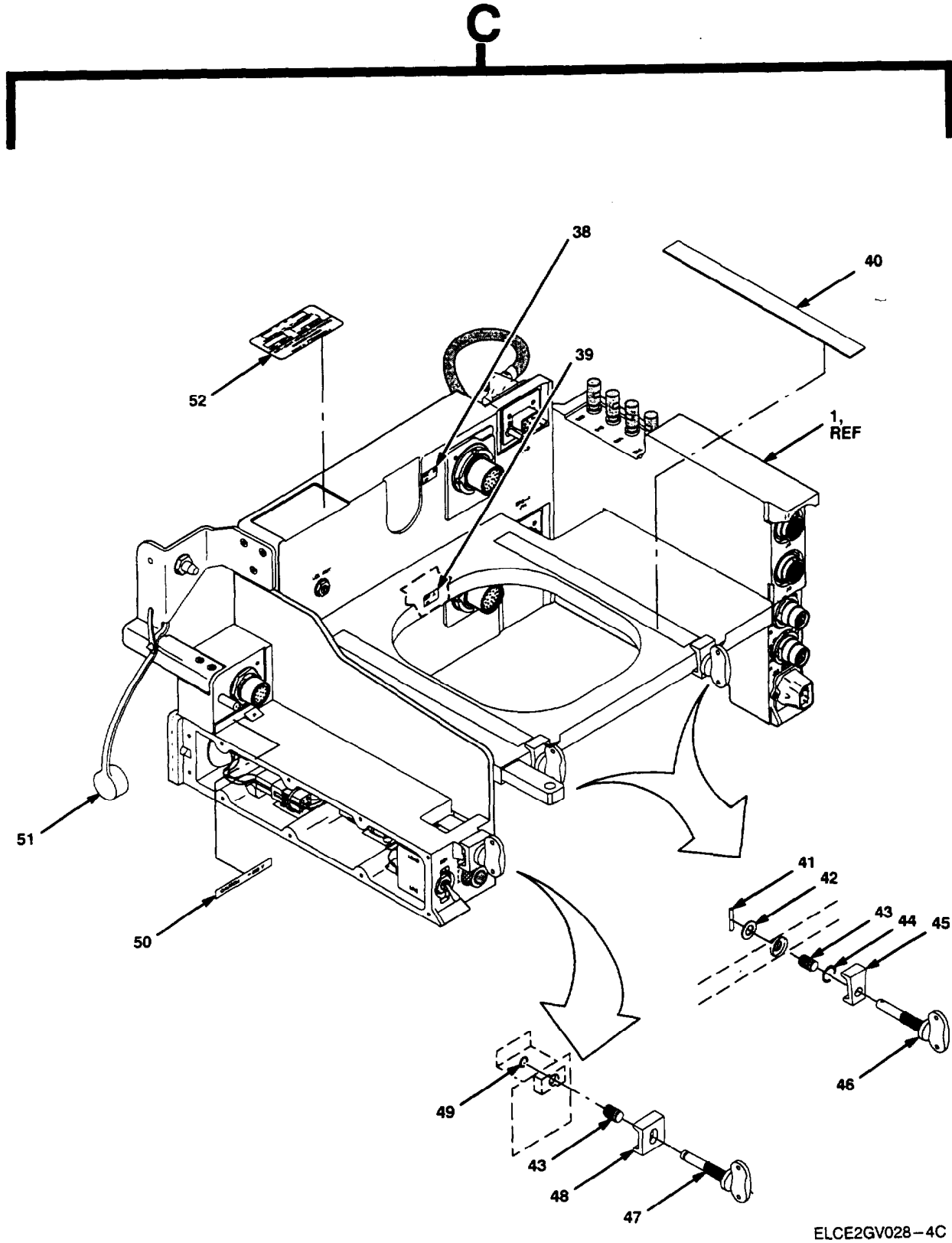
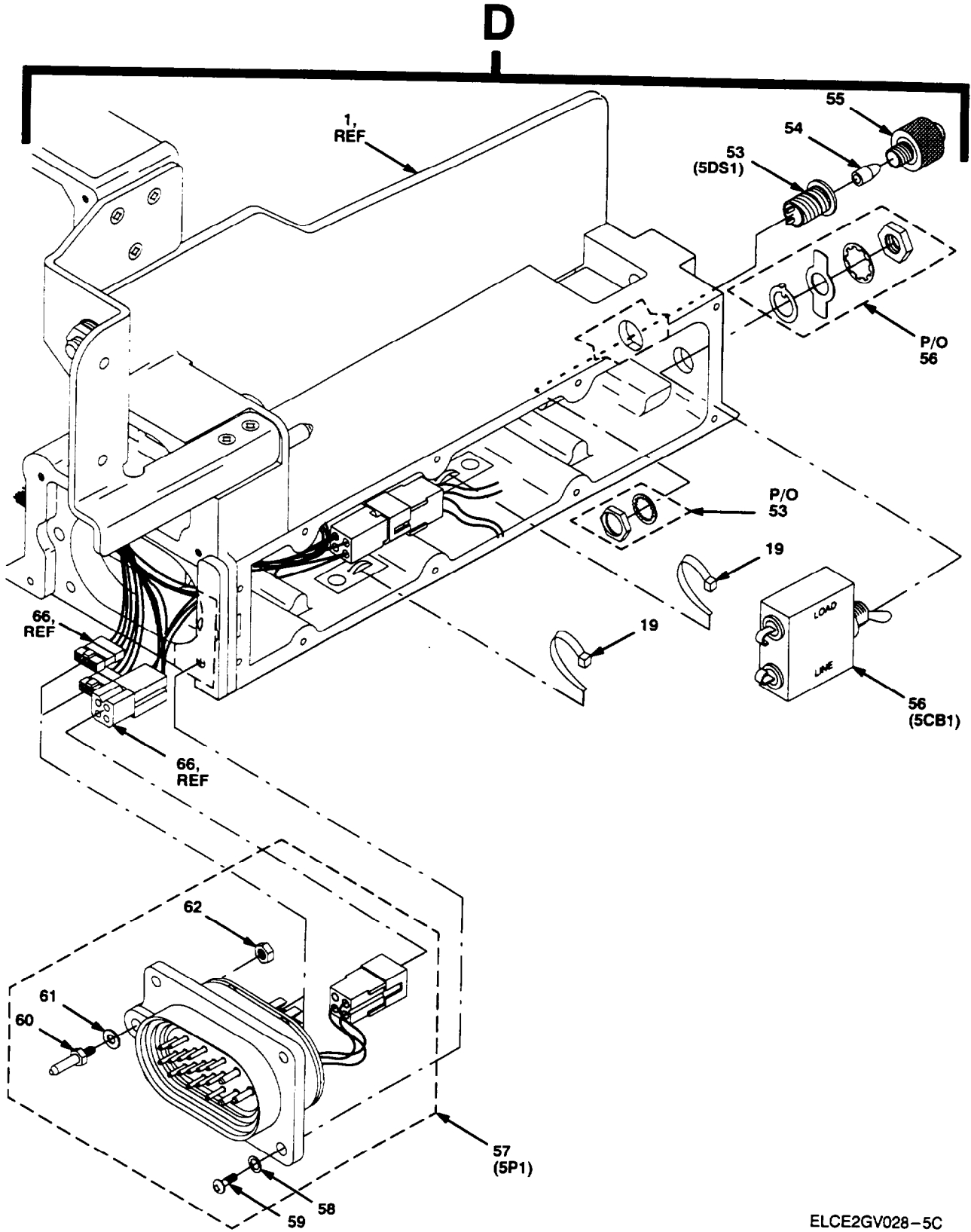


Figure 15. Chassis Assembly, Adapter AM-7239D/VRC (Sheet 4 of 7).



ELCE2GV028-5C

Figure 15. Chassis Assembly, Adapter AM-7239D/VRC (Sheet 5 of 7).

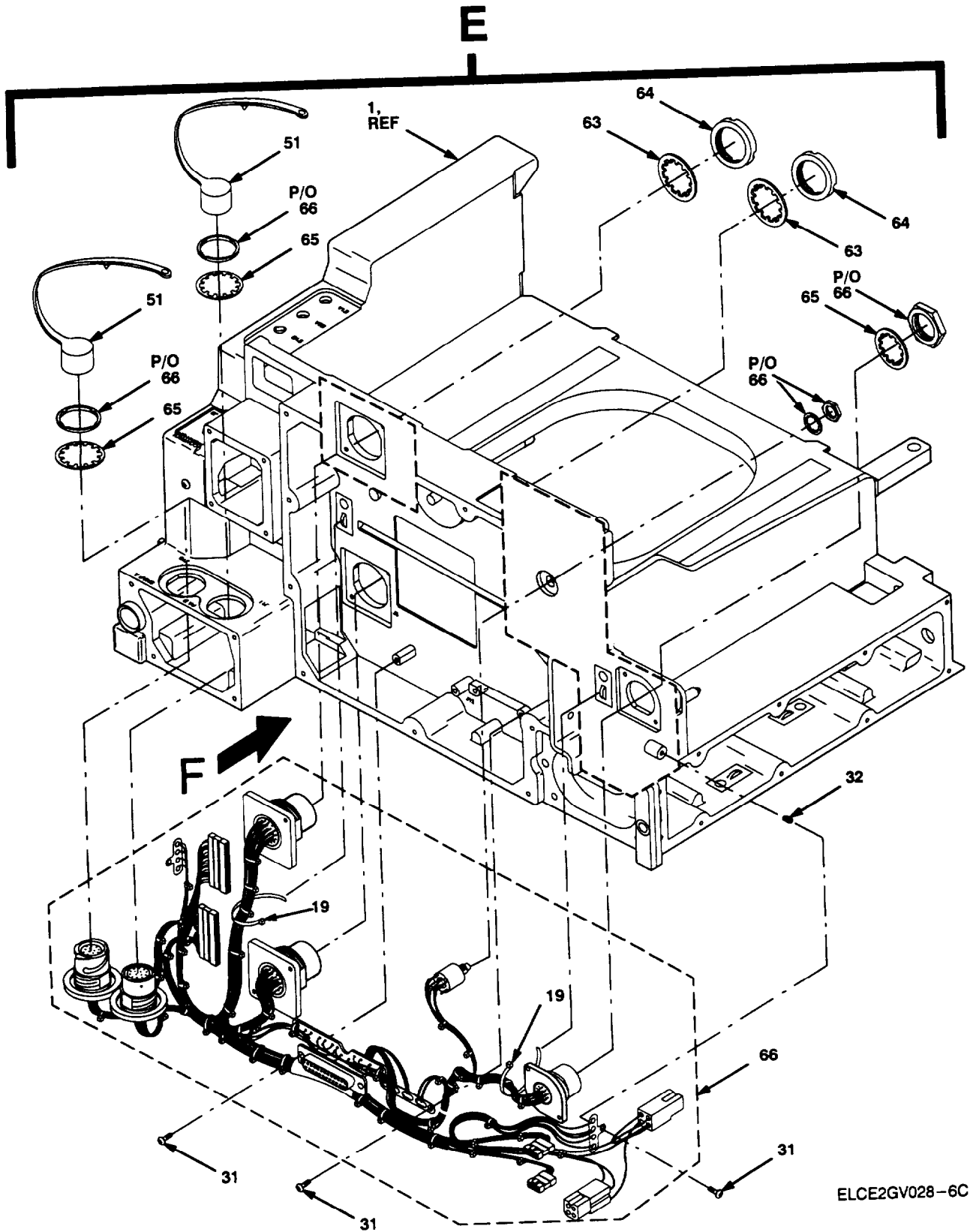
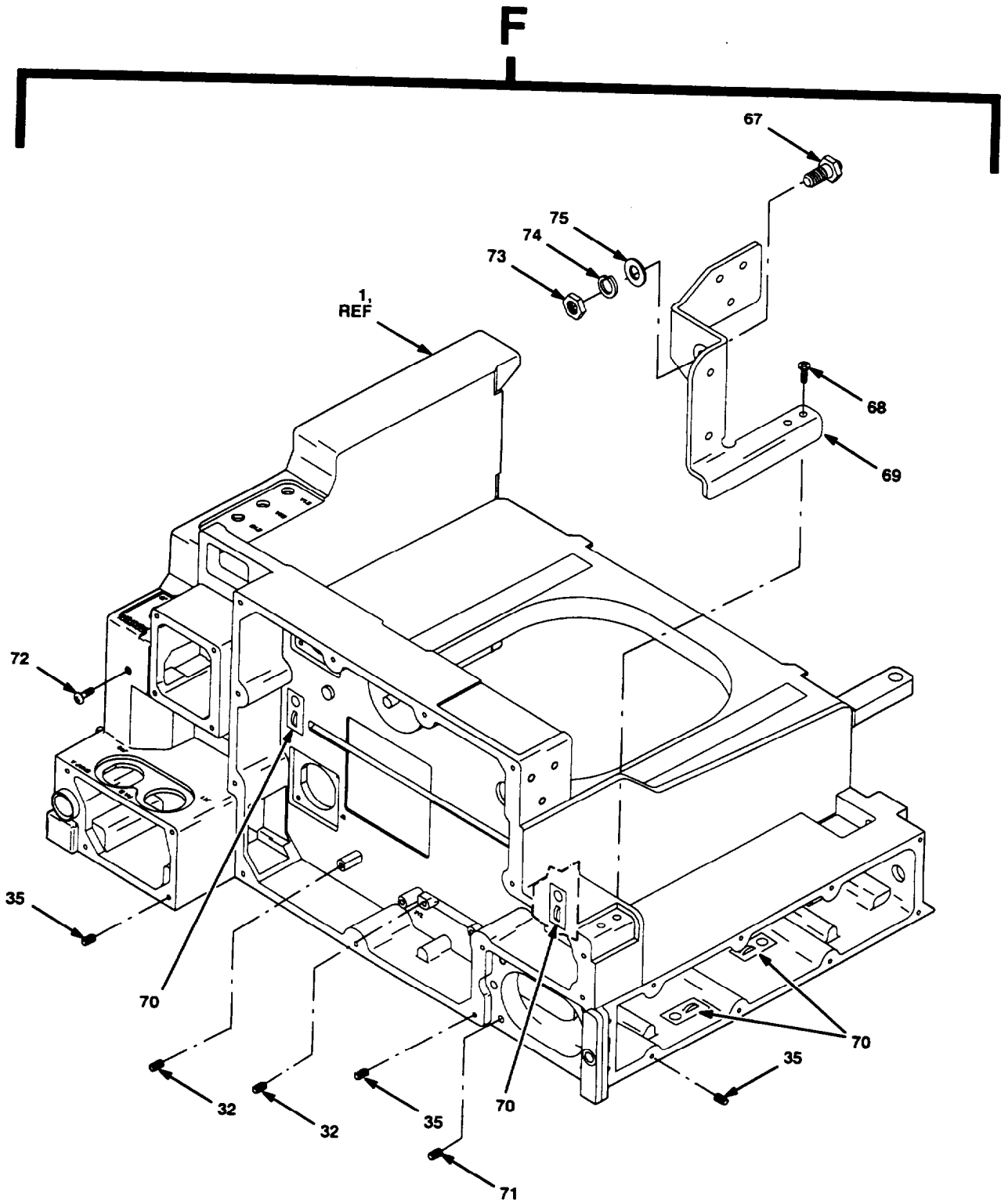


Figure 15. Chassis Assembly, Adapter AM-7239D/VRC (Sheet 6 of 7).



ELCE2GV028-7C

Figure 15. Chassis Assembly, Adapter AM-7239D/VRC (Sheet 7 of 7).

SECTION II **TM 11-5820-890-30P-2**

(1)	(2)	(3)	(4)	(5)	(6)	(7)
ITEM	SMR			PART		
NO	CODE	NSN	CAGEC	NUMBER	DESCRIPTION AND USABLE ON CODES (UOC)	QTY

GROUP 8701 CHASSIS ASSEMBLY,
ADAPTER

FIGURE 15

1			80063	A3163630-1	CHASSIS, PAINTED	1
2	PAOZZ	53440014510185	80063	A3163346-5	CAP, PROTECTIVE, DUST	1
3	PAFZZ	5305004890742	96906	MS51957-41B	SCREW, MACHINE	9
4	XBFFF		80063	A3251162	AMPLIFIER SUBASSEMB SHELF ASSEMBLY	1
5	PAOZA	5305010164326	96906	MS51959-41B	SCREW, MACHINE	2
6	PADZZ	5340013900546	80063	A3163348	BRACKET, LEVER	1
7	PAOZZ	5310010842198	81349	M12133/1-4P	WASHER, SPRING TENS	2
8	PAOZZ	5340013773530	80063	A3132545	LEVER, MANUAL CONTRO	1
9	PAOZZ	5310013529587	80205	NAS1149CN832B	WASHER, FLAT	1
10	PAOZA	5310008787196	96906	MS21043-08	NUT, SELF-LOCKING, EX	1
11	PAFZZ	5940014498267	80063	A3163670-1	POST, BINDING, ELECTR	4
12	PADZZ	5999013889075	72825	9766-285-07-01	CAP, ELECTRICAL	4
13	PADZZ	5340013887005	80063	A3163346-2	CAP, PROTECTIVE, DUST	2
14	PAFZZ	5935014491276	80063	A3163691-1	RETAINER, ELECTRICAL	1
15	PAFZZ	6150014495443	80063	A3163613	WIRING HARNESS CONTROL MONITOR	1
16	XBFFZ		80063	A3163645	CABLE ASSEMBLY BINDING POST	1
17	PAFZZ	5995014491449	80063	A3163610	CABLE ASSEMBLY, PRIN 19-PIN INC	1
18	PAFZZ	5995014492447	80063	A3163611	CABLE ASSEMBLY, PRIN 6-PIN AUDIO	1
19	XBFFZ	5975007275153	96906	MS3367-4-9	STRAP, TIEDOWN, ELECT	5
20	PAFZZ	5995014491871	80063	A3163612	CABLE, ASSEMBLY, RADI GPS	1
21	PAFZZ	5305000545648	96906	MS51957-14	SCREW, MACHINE	2
22	PAFZZ	5310013044997	80063	A3019064-5	WASHER, LOCK	2
23	XBFFZ		80063	A3163614	CABLE ASSEMBLY, RADI INTERFACE	1
24	PAFFF	5935014505491	80063	A3163635	CONNECTOR ASSEMBLY, GPS	1
25	PCOZZ	5340014489969	80063	A3163686-1	PAD, CUSHIONING	2
26	PAFZA	5935012256828	80063	A3012761-4	CONNECTOR, RECEPTACL	1
27	PCFZZ	5999014508435	80063	A3251171-7	SHIELDING, GASKET, EL	1
28	PAFZZ	5310013523028	80063	A3013129-13	WASHER, FLAT	4
29	PAFZZ	53050135266925	80063	A3132521	SCREW, PANEL FASTENE	4
30	PAFZZ	5935014491280	80063	A3163691-2	RETAINER, ELECTRICAL	1
31	PAFZZ	5305000545647	96906	MS51957-13	SCREW, MACHINE	7
32	PAFZZ	5325002638728	96906	MS21209C0410	INSERT, SCREW THREAD 4-40 X 1	22
33	XBFFZ	5975010197873	06383	TM1S4	MOUNTING BASE, TIEDO	1
34	PAFZZ	531007239676	80205	NAS620-C4L	WASHER, FLAT	1
35	PAFZZ	5325008154930	96906	MS21209C0615	INSERT, SCREW THREAD 6-32 X 1.5	45
36	PAOZZ	5935014318672	80063	A3167831-4	CONNECTOR, RECEPTACL FLOAT MOUNT	2
37	PAOZZ	5305013499217	80063	A3140087-36	SCREW, CAP, SOCKET HE	8
38	XBFFZ		80063	A3132280-2	PLATE, RT, B-J7 LABEL	1
39	XBFFZ		80063	A3132280-1	PLATE, RT, A-J8 LABEL	1
40	XBFFZ		80063	A3251170-1	RUNNER	2
41	PADZZ	5315000589698	96906	MS16562-191	PIN, SPRING	2
42	PAOZZ	5310009890640	80205	NAS620C10	WASHER, FLAT	2
43	PAFZZ	5325002913495	96906	MS124697	INSERT, SCREW THREAD	3
44	PAOZZ	5325008450286	96906	MS16632-4031	RING, RETAINING	2
45	PAOZZ	5340013523065	80063	A3132540	CLAMP, SYNCHRO	2
46	PAOZZ	5305013623022	80063	A3132542	THUMBSCREW	2

SECTION II			TM 11-5820-890-30P-2			
(1)	(2)	(3)	(4)	(5)	(6)	(7)
ITEM NO	SMR CODE	NSN	CAGEC	PART NUMBER	DESCRIPTION AND USABLE ON CODES (UOC)	QTY
47	PAOZZ	5305013523023	80063	A3132544	THUMBSCREW	1
48	PAOZZ	5340013523066	80063	A3132548	CLAMP, SYNCHRO	1
49	PAOZZ	5325007250969	96906	MS16633-4018	RING, RETAINING	1
50	XBFZZ		80063	A3132561	WARNING PLATE	1
51	PAOZZ	5340013897195	80063	A3163346-1	CAP, PROTECTIVE, DUST	3
52	XBFZZ		80063	A3137533-3	IDENTIFICATION PLAT	1
53	PAFZZ	6210001764928	81349	LH89/1	LIGHT, INDICATOR	1
54	PAOZZ	6240007637744	96906	MS25237-387	LAMP, INCANDESCENT	1
55	PAOZZ	6210001515276	81349	LC36GD2	LENS, LIGHT	1
56	PAFZZ	5925010471458	81349	M39019/01-254	CIRCUIT BREAKER	1
57	PAFZZ	5935014510089	80063	A3163672	CONNECT ASSEMBLY, P1 SYSTEM	1
58	PAFZZ	5310013529587	80205	NAS1149CN832B	WASHER, FLAT	4
59	PAFZZ	5305004703254	96906	MS51957-45B	SCREW, MACHINE	4
60	PAOZZ	5315013798528	80063	A3132508	PIN, STRAIGHT, THREAD	1
61	PAOZZ	5970014256500	80063	A3132529-5	INSULATOR, WASHER	1
62	PAFZZ	5310006168660	80206	NAS671C6	NUT, PLAIN, HEXAGON	1
63	PAFZZ	5310013044999	80063	A3019064-7	WASHER, LOCK	2
64	PAFZZ	5310012981440	80063	A3013580-1	NUT, PLAIN, ROUND	2
65	PAFZZ	5310013887962	80063	A3163341-2	WASHER, LOCK	3
66	PAFDD	5995014469638	80063	A3163605	WIRING HARNESS MAIN	1
67	PAOZZ	5315013538697	80063	A3163269-1	PIN, STRAIGHT, THREAD	1
68	PAFZZ	5305004552488	96906	MS51959-42B	SCREW, MACHINE	5
69	XBFZZ		80063	A3163268	SUPPORT, GUIDE	1
70	XBFZZ		80063	A3251225-2	TIE, MOUNT	4
71	PAFZZ	5326006317891	96906	MS21209C0810	INSERT, SCREW THREAD 8-32 X 1	4
72	PAFZZ	5305004333707	96906	MS3212-21	SCREW, MACHINE	1
73	PAOZZ	5310001089736	96906	MS35650-3314B	NUT, PLAIN, HEXAGON	1
74	PAOZZ	5310004152115	969066	MS35338-140B	WASHER, LOCK	1
75	PAOZZ	5310001467074	88044	AN960XC516	WASHER, FLAT	1

END OF FIGURE

SECTION IV

TM 11-5820-890-30P-2

CROSS-REFERENCE INDEXES

STOCK NUMBER	NATIONAL STOCK NUMBER INDEX		STOCK NUMBER	FIG.	ITEM
	FIG.	ITEM			
5310-00-001-4858	12	2	5325-00-327-4820	4	18
5305-00-031-1042	3	35		5B	19
	5A	45	5310-00-407-9566	7	26
5310-00-043-4708	3	46	5310-00-415-2115	13	37
	5A	38		15	74
5305-00-054-5637	3	48	5305-00-419-0820	6	27
	10	12	5305-00-433-3707	2	34
	5A	40		5	15
5305-00-054-5647	9	5		6	31
	10	14		7	34
	11	5		9	10
	12	18		10	5
	14	4		13	34
	15	31		15	72
5305-00-054-5648	10	9	5305-00-455-2488	13	29
	15	21		16	68
5305-00-054-5649	12	31	5306-00-455-2551	13	17
5305-00-054-6667	6	34	5306-00-455-2638	8	16
5315-00-058-9698	13	3	5305-00-470-3254	6	2
	15	41		15	59
5305-00-068-0515	7	29	5306-00-489-0742	12	4
5310-00-081-4219	7	24		15	3
5310-00-108-9736	13	35	5305-00-490-4580	7	8
	15	73	5305-00-494-7329	8	6
5935-00-133-0394	6	42	5306-00-494-7333	4	13
5940-00-143-4774	6	38		12	3
5905-00-145-9618	12	16		5B	16
5310-00-146-7074	13	36	5305-00-494-7334	2	22
	15	75		4	20
6210-00-151-5276	12	28		5	25
	15	55		5B	24
5310-00-167-0833	6	33	5310-00-582-5965	7	28
6210-00-176-4928	12	26	5310-00-595-6211	6B	3
	15	53	5310-00-616-8660	11	2
5310-00-177-1301	7	7		15	62
5325-00-215-0248	10	10	5325-00-631-7891	15	71
5310-00-224-0748	2	29	5325-00-631-7894	10	4
	5	33	5940-00-682-2477	12	23
	8	5	5310-00-722-5998	8	11
5310-00-224-0749	6	28	5310-00-723-9676	10	7
5305-00-224-0783	3	30		15	34
	5A	12	5326-00-725-0969	6	23
5305-00-225-6400	5B	10		13	11
5306-00-225-9089	6	12		15	49
	7	26	6240-00-763-7744	12	27
5305-00-231-9808	13	21		15	54
5325-00-263-8728	13	12	5310-00-764-9564	12	10
	15	32	5310-00-809-4058	7	27
5325-00-291-3495	13	5	5325-00-815-4929	7	33
	15	43	5325-00-815-4930	9	9

SECTION IV

TM 11-5820-890-30P-2

CROSS-REFERENCE INDEXES

STOCK NUMBER	NATIONAL STOCK NUMBER INDEX		STOCK NUMBER	FIG. ITEM	
	FIG.	ITEM		FIG.	ITEM
5325-00-815-4930	10	3	5310-01-298-1440	8	18
	13	13		15	64
	15	35		5B	20
5935-00-823-0308	9	8	5995-01-304-2026	1	8
5310-00-835-2041	6	40	6160-01-304-2034	1	6
5325-00-845-0286	13	6	5975-01-304-2050	1	4
	15	44	5310-01-304-4996	7	30
5325-00-878-1908	6	22	6310-01-304-4997	12	25
5310-00-878-3291	8	10		15	22
5310-00-878-7196	12	11	5310-01-304-4999	8	19
	15	10		15	63
5310-00-880-7746	6	14	5895-01-304-8389	1	9
	7	23	6130-01-306-8084	11	13
5310-00-883-9417	6	6	5895-01-306-8093	1	7
5310-00-889-2527	6	13	5998-01-306-8157	2	7
5310-00-928-2690	3	47	5998-01-306-8158	3	33
	10	11	5998-01-306-8159	2	8
5310-00-933-8118	5A	39	5996-01-306-8165	11	3
	10	8	5998-01-306-8186	9	7
	11	4	5998-01-306-8177	7	1
5310-00-989-0640	12	17	5695-01-309-1309	1	5
	13	4	5310-01-309-9476	6	7
	15	42	5995-01-310-0335	1	11
5325-01-011-4140	3	22	5820-01-318-7990	1	1
	4	11		1	1
5325-01-015-3249	5A	28	5305-01-326-2824	6	30
	5B	14	5330-01-339-2710	3	42
	4	15		5A	34
5325-01-015-3249	6	32	5310-01-341-3648	6	3
	5B	18		8	4
5305-01-016-4326	12	6	5305-01-349-9217	15	37
	15	5	5310-01-350-3030	7	16
5325-01-016-4937	6	26	5355-01-351-2337	3	9
5325-01-023-9473	3	29		5A	17
	4	22	5355-01-351-2338	3	26
5915-01-046-9289	5A	14		5A	8
	5B	22	5355-01-351-2339	3	11
	6	39		7	18
5925-01-047-1458	12	30		5A	18
	15	56	5930-01-351-2353	3	32
5310-01-094-2198	12	8		5A	22
	15	7	5930-01-351-2354	3	2
5961-01-102-0439	12	20	5930-01-351-2355	3	1
5330-01-107-9249	3	28		5A	21
5940-01-196-5098	13	25	5930-01-351-2356	4	21
5935-01-199-7155	6	43	5995-01-351-2374	3	34
5935-01-199-7156	6	41		5A	25
6135-01-214-6441	1	2	5995-01-351-2375	2	32
5935-01-225-6828	15	26	5995-01-351-2376	2	35
5310-01-298-1440	4	16		5	10

SECTION IV

TM 11-5820-890-30P-2

CROSS-REFERENCE INDEXES

STOCK NUMBER	NATIONAL STOCK NUMBER INDEX		STOCK NUMBER	FIG.	ITEM
	FIG.	ITEM			
5995-01-351-2377	2	36	5310-01-351-7944	7	13
5995-01-351-2378	2	33		5A	5
	5	12	5355-01-351-8003	3	41
5998-01-351-2481	2	5		5A	7
5998-01-351-2482	2	6	5998-01-351-8321	2	26
5905-01-351-4294	3	3	5998-01-351-8322	2	27
	5A	24	5998-01-351-8323	2	11
5305-01-351-4306	2	30	5998-01-351-8324	2	13
	5	32	5935-01-351-8387	3	12
5305-01-351-4307	2	23		5A	1
	5	26	5305-01-352-1691	3	40
5305-01-351-4308	3	6		5A	31
	5A	6	5305-01-352-1692	4	8
5305-01-351-4309	2	2		5B	2
	4	3	5998-01-352-1693	2	9
	5	2	5305-01-352-3022	13	8
	5B	6		15	46
5305-01-351-4316	5	18	5305-01-352-3023	13	9
5970-01-351-4327	4	9		15	47
5330-01-351-4345	3	44	5310-01-352-3028	9	3
	5A	36		11	8
5330-01-351-4346	3	4		12	13
	5A	33		14	7
5330-01-351-4347	5	4		15	28
	5B	8	5340-01-352-3065	13	7
5330-01-351-4348	4	14		15	45
	5B	17	5340-01-352-3066	13	10
5340-01-351-4455	2	24		15	48
	5	27	5305-01-352-6695	9	2
5340-01-351-4456	2	19		11	7
	5	22		12	12
5820-01-351-4464	2	31		14	6
6130-01-351-4468	2	14		15	29
5305-01-351-4469	3	18	5999-01-352-6735	12	45
	4	23	5895-01-352-8623	11	1
	5A	43	5310-01-352-9587	15	9
	5B	26		15	58
5895-01-351-4486	3	27	5935-01-353-2489	4	24
5895-01-351-4528	2	12		5B	27
3040-01-351-4532	4	19	5305-01-353-4937	6	19
	5B	25	5305-01-353-4938	7	14
5895-01-351-4534	2	1	5305-01-353-4939	7	20
5895-01-351-4535	3	38	5310-01-353-4940	8	20
	5A	29	5310-01-353-4941	2	3
5895-01-351-4536	4	1		3	39
5935-01-351-4557	3	14		4	2
	5A	2		5	3
5970-01-351-7924	3	37		5A	30
5310-01-351-7944	2	28		5B	5
	3	5	5340-01-353-4967	4	12

SECTION IV

TM 11-5820-890-30P-2

CROSS-REFERENCE INDEXES

STOCK NUMBER	NATIONAL STOCK NUMBER INDEX		STOCK NUMBER	FIG.	ITEM
	FIG.	ITEM			
5340-01-353-4967	5B	15	5930-01-377-3531	5B	23
5340-01-353-4969	8	12	5999-01-379-6660	11	9
5305-01-353-8614	7	21	5999-01-379-7256	11	14
5310-01-353-8618	2	21	5999-01-379-7819	12	15
	3	31	5315-01-379-8528	12	36
	5	24		15	60
	7	6	5935-01-380-2269	7	32
	5A	13	5310-01-381-1748	3	23
5315-01-353-8697	13	28		5A	20
	15	67	5355-01-382-1108	3	7
5998-01-353-8712	7	3		7	15
5998-01-353-8713	7	5		5A	16
5325-01-353-9933	8	9	5340-01-382-3214	13	20
5310-01-364-3211	6	8	5340-01-384-4738	13	22
6330-01-354-3212	6	4	5999-01-387-4707	13	19
5995-01-354-3247	6	35	5340-01-388-7005	11	10
5330-01-354-9433	8	2		12	47
5999-01-354-9440	8	17		14	10
5998-01-354-9445	7	2		15	13
5935-01-354-9448	8	15	5310-01-388-7962	15	65
5330-01-355-4075	7	11	5310-01-388-8750	12	29
5365-01-355-4076	13	18	5999-01-388-9075	8	14
5340-01-355-4094	6	11		13	26
5340-01-355-7397	6	20		15	12
5935-01-356-8083	12	24	5999-01-389-0634	3	36
5895-01-357-9889	7	9	5895-01-389-0640	3	27
5999-01-359-3413	6	10	5935-01-389-6073	12	48
5940-01-359-9176	8	13	5340-01-389-7195	12	46
5995-01-359-9181	12	22		13	16
5935-01-359-9189	10	1		14	11
5935-01-361-1676	6	36		15	51
5995-01-365-8773	7	31	5998-01-389-9884	4	7
5970-01-371-8072	12	21	5998-01-389-9889	2	10
5999-01-372-3301	10	13	5340-01-390-0546	12	7
5999-01-372-3309	10	6		15	6
5305-01-374-2158	3	10	5310-01-394-5896	6	21
	7	19	5970-01-396-2618	12	19
	5A	10	5305-01-396-4339	6	9
5998-01-374-9920	3	33	5340-01-397-1973	11	6
5305-01-375-4016	4	5	5305-01-397-5108	6	5
5970-01-376-1917	3	37	5975-01-397-6380	4	17
	5A	27	5305-01-398-1325	6	17
5930-01-376-1999	3	2	5365-01-399-0465	4	6
	5A	23	5305-01-399-0473	3	17
5305-01-376-2203	3	8		5A	42
	7	17	5340-01-399-6114	3	25
	5A	9		5A	4
5340-01-377-3530	12	9	5310-01-399-6997	3	24
	15	8		5A	19
5930-01-377-3531	4	21	5305-01-400-0449	2	15

SECTION IV

TM 11-5820-890-30P-2

CROSS-REFERENCE INDEXES

STOCK NUMBER	FIG.	NATIONAL STOCK NUMBER INDEX ITEM	STOCK NUMBER	FIG.	ITEM
5305-01-400-0449	5	16	5998-01-432-5815	5B	13
9340-01-400-0623	3	43	5305-01-436-3191	5B	9
	5A	35	5305-01-438-2364	5B	4
5330-01-406-0483	3	13	5895-01-438-6234	5	1
	5A	3	5999-01-439-5190	5B	12
5820-01-410-8981	1	1	5340-01-439-5303	5	19
5998-01-412-1322	2	7	5998-01-439-6235	5	5
5998-01-412-1323	2	6	5935-01-440-7555	5B	11
5998-01-412-1324	2	10	7025-01-440-7681	5A	11
5998-01-412-1326	3	16	5995-01-441-8670	5	29
5999-01-412-1327	2	8	6130-01-443-2305	14	15
5998-01-412-1333	4	7	5998-01-443-2306	14	3
5998-01-412-3321	3	15	5330-01-443-7674	5A	15
5340-01-413-4587	8	7	5995-01-446-9638	15	66
5315-01-413-6178	6	25	5340-01-448-9969	15	25
5330-01-413-7826	2	4	5935-01-449-1276	15	14
	4	4	5935-01-449-1280	15	30
5305-01-414-1197	6	15	5995-01-449-1449	15	17
5935-01-414-2631	3	20	5995-01-449-1871	15	20
	5A	47	5995-01-449-2447	15	18
5905-01-415-4146	3	19	6150-01-449-5443	15	15
	5A	26	5940-01-449-9267	15	11
5935-01-415-7715	3	21	5935-01-450-5491	15	24
	5A	46	5999-01-450-8356	14	14
5935-01-416-0370	4	10	5999-01-450-8363	14	18
5998-01-421-2607	10	2	5999-01-450-8376	14	16
5820-01-421-2608	2	25	5999-01-450-8391	14	8
5998-01-421-2615	14	2	5999-01-450-8435	15	27
5895-01-422-8781	1	10	5935-01-451-0089	15	57
5820-01-423-1483	2	31	5340-01-451-0146	14	9
5998-01-425-0160	5	31	5340-01-451-0174	14	12
5998-01-425-0161	5	13	5340-01-451-0185	15	2
5820-01-425-0162	5	30	5975-01-454-1308	11	11
5999-01-426-0166	5	28	5999-01-455-4582	9	4
5998-01-425-0169	5	11			
5998-01-425-3343	5B	1			
5998-01-425-3347	5	9			
5998-01-425-5652	5	7			
5998-01-425-5653	5	8			
5970-01-425-6500	12	37			
	15	61			
5998-01-425-7303	5	6			
5998-01-425-8020	5A	41			
5998-01-425-9852	5A	44			
5975-01-426-9855	5B	21			
6130-01-426-3242	5	14			
5999-01-426-4159	5A	32			
5340-01-430-4723	1	3			
5935-01-431-8672	15	36			
5895-01-432-4322	5B	7			

SECTION IV

TM 11-5820-890-30P-2

CROSS-REFERENCE INDEXES

CAGEC	PART NUMBER	PART NUMBER INDEX		FIG.	ITEM
		PART NUMBER	STOCK NUMBER		
80058	AM-7238A/VRC		5895-01-306-8093	1	7
80058	AM-7239A/VRC		5865-01-304-8389	1	9
80058	AM-7239D/VRC		5895-01-422-8781	1	10
88044	AN960-8L		5310-00-167-0833	6	33
88044	AN960XC4		5310-00-001-4858	12	2
88044	AN960XC516		5310-00-146-7074	13	36
				15	36
80063	A3012761-4		5936-01-225-6828	15	26
80063	A3012989-1		5640-01-196-5098	13	25
80063	A3013129-13		5310-01-352-3028	9	3
				11	8
				12	13
				14	7
				15	28
80063	A3013580-1		5310-01-298-1440	4	16
				8	18
				15	64
				5B	20
80063	A3013735-7		5995-01-310-0335	1	11
80063	A3013824-3		5995-01-304-2026	1	8
80063	A3018606-1		5330-01-339-2710	5A	34
80063	A3019064-5		5310-01-304-4997	12	25
				15	22
80063	A3019064-7		5310-01-304-4999	8	19
				15	63
80063	A3031938		6310-01-304-4996	7	30
80063	A3131269-1			2	20
80063	A3131269-12			2	16
80063	A3131269-13			2	16
80063	A3131269-3			7	10
80063	A3131269-7			11	12
80063	A3131324		5998-01-412-1333	4	7
80063	A3131326		5930-01-351-2355	3	1
				5A	21
80063	A3131327		5995-01-351-2377	2	36
80063	A3131328		5995-01-351-2378	2	33
				5	12
80063	A3131329		5995-01-351-2375	2	32
80063	A3131330		5995-01-351-2376	2	35
				5	10
80063	A3131340		5998-01-389-9884	4	7
80063	A3131344		5998-01-412-1327	2	8
80063	A3131372		3040-01-351-4532	4	19
				5B	25
80063	A3131375		5970-01-351-4327	4	9
80063	A3131377		5998-01-389-9889	2	10
80063	A3131382		5935-01-415-7715	3	21
				5A	46
80063	A3131383		5315-01-413-6178	6	25
80063	A3131388		5330-01-351-4345	3	44
				5A	36

SECTION IV

TM 11-5820-890-30P-2

CROSS-REFERENCE INDEXES

CAGEC	PART NUMBER	PART NUMBER INDEX STOCK NUMBER	FIG.	ITEM
80063	A3131389		3	45
			5A	37
80063	A3131390-2	5330-01-351-4346	3	4
			5A	33
80063	A3131390-3	5330-01-351-4347	5	4
			5B	8
80063	A3131390-4	5330-01-354-3212	6	4
80063	A3131390-5	5330-01-413-7826	2	4
			4	4
80063	A3131391	5340-01-353-4967	4	12
			5B	15
80063	A3131400	5998-01-306-8158	3	33
80063	A3131422	5355-01-351-2338	3	26
			5A	8
80063	A3131423	5355-01-351-2339	3	11
			7	18
			5A	18
80063	A3131424	5355-01-351-8003	3	41
			5A	7
80063	A3131425	5355-01-351-2337	3	9
			5A	17
80063	A3131426	5330-01-351-4348	4	14
			5B	17
80063	A3131430	5998-01-353-8712	7	3
80063	A3131431	5305-01-352-1691	3	40
			5A	31
80063	A3131440	5998-01-374-9920	3	33
80063	A3131444		6	18
80063	A3131446	5355-01-382-1108	3	7
			7	15
			5A	16
80063	A3131448		2	18
80063	A3131451-1	5935-01-416-0370	4	10
80063	A3131452		2	17
80063	A3131453		4	25
80063	A3131457	5998-01-352-1693	2	9
80063	A3131471	5998-01-351-8321	2	26
80063	A3131472	5998-01-351-8322	2	27
80063	A3131473	5820-01-351-4464	2	31
80063	A3131474	5998-01-351-8323	2	11
80063	A3131475	5896-01-351-4528	2	12
80063	A3131476	5998-01-351-8324	2	13
80063	A3131505	5998-01-353-8713	7	5
80063	A3131515	5998-01-351-2481	2	5
80063	A3131538	5340-01-351-4455	2	24
			5	27
80063	A3131539	5340-01-351-4456	2	19
			5	22
80063	A3131548	5998-01-412-1326	3	16
80063	A3131595	5998-01-306-8159	2	8
80063	A3131620	5998-01-306-8157	2	7

SECTION IV

TM 11-5820-890-30P-2

CROSS-REFERENCE INDEXES

CAGEC	PART NUMBER	PART NUMBER INDEX STOCK NUMBER	FIG.	ITEM
80063	A3131626	5905-01-415-4146	3	19
			5A	26
80063	A3131627		2	18
80063	A3131630	5998-01-412-1324	2	10
80063	A3131641-1	5930-01-351-2356	4	21
80063	A3131641-2	5930-01-377-3531	4	21
			5B	23
80063	A3131643	5310-01-399-6997	3	24
			5A	19
80063	A3131644	5330-01-406-0483	3	13
			5A	3
80063	A3131645	5895-01-351-4534	2	1
80063	A3131646	5895-01-351-4536	4	1
80063	A3131647	5970-01-376-1917	3	37
			5A	27
80063	A3131650	5998-01-412-1323	2	6
80063	A3131656		6	1
80063	A3131660	5998-01-351-2482	2	6
80063	A3131663		6	37
80063	A3131664-1	5305-01-352-1692	4	8
			5B	2
80063	A3131664-2	5305-01-375-4016	4	5
80063	A3131667-10	5935-01-353-2489	4	24
			5B	27
80063	A3131669-3	5935-01-361-1676	6	36
80063	A3131669-4	5340-01-399-6114	3	25
			5A	4
80063	A3131670	5895-01-351-4535	3	38
			5A	29
80063	A3131691-2	5935-01-351-8387	3	12
			5A	1
80063	A3131694	5995-01-354-3247	6	35
80063	A3131696		6	24
80063	A3131697		6	16
80063	A3131703		8	1
80063	A3131704	5340-01-353-4969	8	12
80063	A3131705	5325-01-353-9933	8	9
80063	A3131707	5995-01-351-2374	3	34
			5A	25
80063	A3131709	5365-01-399-0465	4	6
80063	A3131742	5930-01-351-2353	3	32
			5A	22
80063	A3131744	5930-01-351-2354	3	2
80063	A3131745-2	5305-01-351-4316	5	18
80063	A3131745-3	5305-01-351-4469	3	18
			4	23
			5A	43
			5B	26
80063	A3131745-4	5305-01-399-0473	3	17
			5A	42
80063	A3131745-6	5305-01-436-3191	5B	9

SECTION IV

TM 11-5820-890-30P-2

CROSS-REFERENCE INDEXES

CAGEC	PART NUMBER	PART NUMBER INDEX STOCK NUMBER	FIG.	ITEM
80063	A3131746-2	5305-01-351-4306	2	30
			5	32
80063	A3131754		8	8
80063	A3131755-1	5895-01-351-4486	3	27
80063	A3131755-2	5895-01-389-0640	3	27
80063	A3131756	5999-01-359-3413	6	10
80063	A3131761-1	5305-01-353-4938	7	14
80063	A3131761-2	5305-01-353-4939	7	20
80063	A3131761-3	5305-01-353-8614	7	21
80063	A3131761-4	5305-01-351-4308	3	6
			5A	6
80063	A3131761-5	5305-01-351-4309	2	2
			4	3
			5	2
			5B	6
80063	A3131761-6	5305-01-351-4307	2	23
			5	26
80063	A3131762	5998-01-354-9445	7	2
80063	A3131768	5905-01-351-4294	3	3
			5A	24
80063	A3131772-1	5305-01-414-1197	6	15
80063	A3131778	5970-01-351-7924	3	37
80063	A3131785	5975-01-397-6380	4	17
80063	A3131786	5935-01-414-2631	3	20
			5A	47
80063	A3131788	5305-01-353-4937	6	19
80063	A3131789	5305-01-374-2158	3	10
			7	19
			5A	10
	A3131790	5305-01-397-5108	6	5
80063	A3131791-1	5305-01-400-0449	2	15
			5	16
80063	A3131793-1	5305-01-396-4339	6	9
80063	A3131793-2	5305-01-398-1325	6	17
80063	A3131796		2	17
80063	A3131797	5998-01-412-3321	3	15
80063	A3131799	5935-01-351-4557	3	14
			5A	2
80063	A3131812	5930-01-376-1999	3	2
			5A	23
80063	A3131849	5305-01-376-2203	3	8
			7	17
			5A	9
80063	A3131922-3	9340-01-400-0623	3	43
			5A	35
80063	A3131934	5330-01-339-2710	3	42
80063	A3131939-2	5340-01-413-4587	8	7
80063	A3131941-1	5310-01-394-5896	6	21
80063	A3131946	5999-01-389-0634	3	36
80063	A3132040	5998-01-306-8165	11	3
80063	A3132045	5895-01-352-8623	11	1

SECTION IV

TM11-5820-890-30P-2

CROSS-REFERENCE INDEXES

CAGEC	PART NUMBER	PART NUMBER INDEX STOCK NUMBER	FIG.	ITEM
80063	A3132060	6130-01-306-8084	11	13
80063	A3132150	5998-01-306-8166	9	7
80063	A31322804		13	24
			15	39
80063	A3132280-2		13	23
			15	38
80063	A3132286	5999-01-372-3309	10	6
80063	A3132372	5935-01-359-9189	10	1
80063	A3132376		9	6
80063	A3132378	5995-01-359-9181	12	22
80063	A3132380		12	1
80063	A3132400		12	5
80063	A3132495		12	14
			14	13
80063	A3132508	5315-01-379-8528	12	36
			15	60
80063	A3132518		9	1
80063	A3132521	5305-01-352-6695	9	2
			11	7
			12	12
			14	6
			15	29
80063	A3132629-5	5970-01-425-6500	12	37
			15	61
80063	A3132530	5999-01-372-3301	10	13
80063	A3132534-1	5365-01-355-4076	13	18
80063	A3132540	5340-01-352-3065	13	7
			15	45
80063	A3132542	5305-01-352-3022	13	8
			15	46
80063	A3132544	5305-01-352-3023	13	9
			15	47
80063	A3132545	5340-01-377-3530	12	9
			15	8
80063	A3132547		12	44
80063	A3132548	5340-01-352-3066	13	10
			15	48
80063	A3132561		13	14
			15	50
80063	A3132607	5999-01-354-9440	8	17
80063	A3132608-2	5935-01-354-9448	8	15
80063	A3132610-1	5330-01-354-9433	8	2
80063	A3132613-1	5310-01-353-4940	8	20
80063	A3132617	5310-01-354-3211	6	8
80063	A3132621	5895-01-357-9889	7	9
80063	A3132646-1	5935-01-380-2269	7	32
80063	A3132647	5995-01-365-8773	7	31
80063	A3132660	5998-01-306-8177	7	1
80063	A3132679		7	12
80063	A3132701		7	4
80063	A3132702		7	22

SECTION IV

TM 11-5820-890-309-2

CROSS-REFERENCE INDEXES

CAGEC	PART NUMBER	PART INDEX STOCK NUMBER	FIG.	ITEM
80063	A3137519		6	29
80063	A3137522	6340-01-356-7397	6	20
80063	A3137523-1	5340-01-355-4094	6	11
80063	A3137525		8	3
80063	A3137531	5975-01-425-9855	5B	21
80063	A3137533-1		5	23
80063	A3137533-2		5	17
80063	A3137533-3		15	52
80063	A3137536	5895-01-432-4322	5B	7
80063	A3137538	5895-01-438-6234	5	1
80063	A3137541	5999-01-426-4159	5A	32
80063	A3137543-1	7025-01-440-7681	5A	11
80063	A3137544	5998-01-432-5815	5B	13
80063	A3137580	5998-01-425-9852	5A	44
80063	A3137593	5330-01-443-7674	5A	15
80063	A3137600		5	21
80063	A3137606	5998-01-425-5652	5	7
80063	A3137614		5	20
80063	A3137630	5935-01-440-7555	5B	11
80063	A3137636-1	5999-01-439-5190	5B	12
80063	A3137655	5998-01-425-3347	5	9
80063	A3137660	5998-01-425-5653	5	8
80063	A3137770	5998-01-425-7303	5	6
80063	A3137775	5998-01-425-3343	5B	1
80063	A3137780	5998-01-425-8020	5A	41
80063	A3137785	5998-01-439-6235	5	5
80063	A3137817-1	5305-01438-2364	5B	4
80063	A3137822	5995-01-441-8670	5	29
80063	A3137827-1	5340-01-439-5303	5	19
80063	A3140087-36	5305-01-349-9217	15	37
80063	A3163247	6130-01-351-4468	2	14
13103	A3163262	5970-01-371-8072	12	21
80063	A3163268		13	27
			15	69
80063	A3163269-1	5315-01-353-8697	13	28
			15	67
80063	A3163335-1	5310-01-388-8750	12	29
80063	A3163339-1	5935-01-389-6073	12	48
80063	A3163341-2	5310-01-388-7962	15	65
80063	A3163346-1	5340-01-389-7195	12	46
			13	16
			14	11
			15	51
80063	A3163346-2	5340-01-388-7005	11	10
			12	47
			14	10
			15	13
	A3163346-3	5340-01-384-4738	13	22
	A3163346-5	5340-01-451-0185	15	2
	A3163346-6	5340-01-451-0146	14	9
	A3163346-7	5340-01-451-0174	14	12

SECTION IV

TM11-5820-890-30P-2

CROSS-REFERENCE INDEXES

CAGEC	PART NUMBER	PART NUMBER INDEX STOCK NUMBER	FIG.	ITEM
80063	A3163348	5340-01-390-0546	12	7
			15	6
80063	A3163366	5820-01-423-1483	2	31
80063	A3163376- 1	5340-01-382-3214	13	20
80063	A3163377	5820-01-421-2608	2	25
80063	A3163379- 1	5340-01-397-1973	11	6
80063	A3163382- 1		13	1
80063	A3163384-1		13	2
80063	A3163404-2	5999-01-352-6735	12	45
80063	A3163404-3	5999-01-379-7819	12	15
80063	A3163404-4	5999-01-379-6660	11	9
80063	A3163404-5	5999-01-379-7256	11	14
80063	A3163427	5998-01-412-1322	2	7
80063	A3163470	5998-01-421-2607	10	2
80063	A3163501	5820-01-426-0162	5	30
80063	A3163502	5998-01-425-0166	5	28
80063	A3163504	5998-01-425-0161	5	13
80063	A3163505	5998-01-425-0169	5	11
80063	A3163508			11
80063	A3163509	6130-01-426-3242	5	14
80063	A3163603	6130-01-443-2305	14	15
80063	A3183605	5995-01-446-9638	16	66
80063	A3163606	5998-01-443-2306	14	3
80063	A3163610	5995-01-449-1449	15	17
80063	A3163611	5995-01-449-2447	15	18
80063	A3163612	5995-01-449-1871	15	20
80063	A3163613	6150-01-449-5443	15	15
80063	A3163614		15	23
80063	A3163618		14	1
80063	A3163630-1		15	1
80063	A3163635	5935-01-450-5491	15	24
80063	A3163636		14	5
80063	A3163645		15	16
80063	A3163660		14	17
80063	A3163670-1	5940-01-449-9267	15	11
80063	A3163672	5935-01-451-0089	15	57
80063	A3163686-1	5340-01-448-9969	15	25
80063	A3163691-1	5935-01-449-1276	15	14
80063	A316391-2	5935-01-449-1280	15	30
80063	A3167931-4	5935-01-431-8672	15	36
80063	A3245041-1	5998-01-421-2615	14	2
80063	A3251000	5975-01-454-1308	11	11
80063	A3251162		15	4
80063	A3251170-1		15	3
80063	A3251171-3	5999-01-450-8356	14	14
80063	A3251171-4	5999-01-450-8391	14	8
80063	A3251171-5	5999-01-450-8376	14	16
80063	A3251171-6	5996-01-455-4582	9	4
80063	A3251171-7	5999-01-450-8435	15	27
80063	A3251171-8	5999-01-450-8363	14	18
80063	A3251173	5998-01-425-0160	5	31

SECTION IV

TM11-5820-890-30P-2

CROSS-REFERENCE INDEXES

CAGEC	PART NUMBER	PART NUMBER INDEX STOCK NUMBER	FIG.	ITEM
80063	A3251225-2		15	70
80063	A3256492	5340-01-430-4723	1	3
80058	BA-5372/U	6135-01-214-6441	1	2
80204	B1821BHO25F100N	5305-00-068-0515	7	29
80058	C-11291A/VRC	5895-01-309-1309	1	5
80058	CY-8523B/PRC	6160-01-304-2034	1	6
81349	JANTX2N3767	5961-01-102-0439	12	20
81349	LC36GD2	6210-00-151-5276	12	28
			15	55
81349	LH89/1	6210-00-176-4928	12	26
			15	53
98906	MS124697	5325-00-291-3495	13	5
			15	43
96906	MS15795-803	5310-00-595-6211	5B	3
96906	MS15795-805	5310-00-722-5998	8	11
96906	MS15795-856B	5310-01-341-3648	6	3
			8	4
96906	MS16562-191	5315-00-058-9898	13	3
			15	41
96906	MS16632-4031	5325-00-845-0286	13	6
			15	44
96906	MS16633-4018	5325-00-725-0969	6	23
			13	11
			15	49
96906	MS16633-4031	5325-00-878-1908	6	22
96906	MS16996-10B	5305-00-419-0820	6	27
96906	MS21043-06	5310-00-878-3291	8	10
96906	MS21043-08	5310-00-878-7196	12	11
			15	10
96906	MS21209C0210L	5325-01-023-9473	3	29
			4	22
			5A	14
			5B	22
96906	MS21209C0215	5325-00-215-0248	10	10
96906	MS21209C0410	5325-00-263-8728	13	12
			15	32
96906	MS21209C0410L	5325-01-011-4140	3	22
			4	11
			5A	28
			5B	14
96906	MS21209C0415	5325-00-631-7894	10	4
96906	MS21209C0415L	5325-00-327-4820	4	18
			5B	19
96906	MS521209C0615	5325-00-815-4930	9	9
			10	3
			13	13
			15	35
96906	MS21209C0810	5325-00-631-7891	15	71
96906	MS21209C0810L	5325-01-015-3249	4	15
			6	32
			5B	18

SECTION IV

TM11-5820-890-30P-2

CROSS-REFERENCE INDEXES

CAGEC	PART NUMBER	PART NUMBER INDEX STOCK NUMBER	FIG.	ITEN
96906	MS21209C0815	5325-00-815-4929	7	33
96906	MS21209F1-10L	5325-01-016-4937	6	26
96906	MS24693-C3	5305-00-225-6400	5B	10
96906	MS24693-2B	5305-00-031-1042	3	35
96906			5A	45
96906	MS25036-153	5940-00-143-4774	6	38
96906	MS25237-387	6240-00-763-7744	12	27
			15	64
96906	MS27183-10	5310-00-809-4058	7	27
96906	MS27183-12	5310-00-081-4219	7	24
96906	MS3212-21	5305-00-433-3707	2	34
			5	15
			6	31
			7	34
			9	10
			10	5
			13	34
			15	72
96906	MS3212-27	5305-00-455-2638	8	16
96906	MS3212-28L	5305-01-326-2824	6	30
96906	MS3367-4-9		15	19
96906	MS35338-134	5310-00-928-2690	3	47
			10	11
			5A	39
96906	MS35338-134B	5310-00-177-1301	7	7
96906	MS35338-135	5310-00-933-8118	10	8
			11	4
			12	17
96906	MS35338-137B	5310-00-224-0748	2	29
			5	33
			8	28
96906	MS35338-138B	5310-00-224-0749	6	28
96906	MS35338-140B	5310-00-415-2115	13	37
			15	74
96906	MS35338-158B	5310-00-883-9417	6	6
96906	MS35338-44	5310-00-582-5965	6	28
96906	MS35338-45	5310-00-407-9566	7	25
96906	MS35650-3314B	5310-00108-9736	13	35
			15	73
96906	MS45904-72	5310-00-889-2527	6	13
96906	MS51957-13	5305-00-054-5647	9	5
			10	14
			11	5
			12	18
			14	4
			15	31
96906	MS51957-13B	5305-00-494-7333	4	13
			12	3
			5B	16
96906	MS51957-14	5305-00-054-5648	10	9
			15	21

SECTION IV

TM11-5820-890-30P-2

CROSS-REFERENCE INDEXES

CAGEC	PART NUMBER INDEX		FIG.	ITEM
	PART NUMBER	STOCK NUMBER		
96906	MS51957-15	5305-00-054-5649	12	31
96906	MS51957-19B	5305-00-231-9808	13	21
96906	MS51957-2B	5305-00-494-7334	2	22
			4	20
			5	25
			5B	24
96906	MS51957-3	5305-00-054-5637	3	48
			10	12
			5A	40
96906	MS51957-3B	5305-00-490-4580	7	8
96906	MS51957-4B	5305-00-224-0783	3	30
			5A	12
96906	MS51957-41B	5305-00-489-0742	12	4
			15	3
96906	MS51957-42	5305-00-054-6667	6	34
96906	MS51957-42B	5305-00-494-7329	8	6
96906	MS51957-45B	5305-00-470-3254	6	2
			15	59
96906	MS51959-31B	5305-00-455-2551	13	17
96906	MS51959-41B	5305-01-016-4326	12	6
			15	5
96906	MS51959-42B	5306-00-455-2488	13	29
			15	68
96906	MS51968-5	5310-00-880-7746	6	14
			7	23
96906	MS7706B-1	5940-00-682-2477	12	23
96906	MS90726-34	5306-00-225-9089	6	12
			7	26
96906	MS9276-11	5310-00-835-2041	6	40
80058	MT-6352A/VRC	5975-01-304-2050	1	4
81349	M12133/1-4P	5310-01-094-2198	12	8
			15	7
81349	M15733/27-0014	5915-01-046-9289	6	39
81349	M38527/06-04ON	5999-01-387-4707	13	19
81349	M39019/01-254	5925-01-047-1458	12	30
			15	56
81349	M49466/02-031R	5970-01-396-2618	12	19
81349	M55116/10-0	5935-01-356-8083	12	24
81349	M55149/10-NA-01	5940-01-359-9176	8	13
81349	M55181/2-01	5935-01-199-7155	6	43
81349	M55181/4-01	5935-01-199-7156	6	41
81349	M55181/8-01	5935-00-133-0394	6	42
81349	M55339/13-00492	5935-00-823-0308	9	8
81349	M83461/1-024	5330-01-107-9249	3	28
81349	M83461/1-156	5330-01-355-4075	7	11
80205	NAS1149CN832B	5310-01-352-9587	15	9
			15	58
80205	NAS620-C4L	5310-00-723-9676	15	34
80205	NAS620C10	5310-00-989-0640	13	4
			15	42
80205	NAS620C2	5310-00-043-4708	3	46

SECTION IV


TM11-5820-890-30P-2

CROSS-REFERENCE INDEXES

CAGEC	PART NUMBER	PART NUMBER INDEX STOCK NUMBER	FIG.	ITEM
80205	NAS620C2	5310-00-043-4708	5A	38
80205	NAS620C2P	5310-01-353-8618	2	21
			3	31
			5	24
			7	6
80205	NAS620C4L	5310-00-723-9676	5A	13
80205	NAS620C4LP	5310-01-353-4941	10	7
			2	3
			3	39
			4	2
			5	3
			5A	30
			5 B	5
80205	NAS620C416L	5310-00-764-9564	12	10
	NAS620C416P	5310-01-309-9476	6	7
	NAS620C6LP	5310-01-350-3030	7	16
80205	NAS620C8LP	5310-01-351-7944	2	28
			3	5
			7	13
80205	NZS671C6	5310-00-616-8660	5A	5
			11	2
			15	62
81349	RER70F10R0R	5905-00-145-9618	12	16
80058	RT-1523A(C)/U	5820-01-318-7990	1	1
80058	RT-1523D(C)/U	5620-01-410-8981	1	1
06383	TM1S4		15	33
16870	25531-1	5310-01-381-1748	3	23
72825	9766-285-07-01	5999-01-388-9075	5A	20
			8	14
			13	28
			15	12

By Order of the Secretary of the Army:

Official:


JOEL B. HUDSON
*Administrative Assistant to the
Secretary of the Army*

DENNIS J. REIMER
*General, United States Army
Chief Of Staff*

DISTRIBUTION:

To be distributed in accordance with the initial distribution number (IDN) 369472 requirements for TM 11-5820-890-30P-2.

SOMETHING WRONG WITH THIS PUBLICATION



THEN ... JOT DOWN THE DOPE ABOUT IT ON THIS FORM. CAREFULLY TEAR IT OUT. FOLD IT AND DROP IT IN THE MAIL.

FROM: (PRINT YOUR UNIT'S COMPLETE ADDRESS)
 Commander
 Stateside Army Depot
 ATTN: AMSTA-US
 Stateside, N.J. 07703-5007

DATE SENT
 10 July 1975

PUBLICATION NUMBER: TM 11-5840-340-20P
 PUBLICATION DATE: 23 Jan 74
 PUBLICATION TITLE: Radar Set AN/PRC-76

BE EXACT PIN-POINT WHERE IT IS				IN THIS SPACE TELL WHAT IS WRONG AND WHAT SHOULD BE DONE ABOUT IT:
PAGE NO	PARA-GRAPH	FIGURE NO	TABLE NO	
2-25	2-28			<p>Recommend that the installation antenna alignment procedure be changed throughout to specify a 2° IFF antenna lag rather than 1°.</p> <p>REASON: Experience has shown that with only a 1° lag, the antenna servo system is too sensitive to wind gusting in excess of 25 knots, and has a tendency to rapidly accelerate and decelerate as it hunts, causing strain to the drive train. Hunting is minimized by adjusting the lag to 2° without degradation of operation.</p>
3-10	3-3		3-1	<p>Item 5, Functional Check. Change "2 dB" to "3 dB".</p> <p>REASON: The adjustment procedure for the TRANS POWER FAULT indicator calls for a 3 dB (500 watts) adjustment to light the TRANS POWER FAULT indicator.</p>
5-6	5-8			<p>and new step f.1 to read, "Replace cover plate removed in step above."</p> <p>REASON: To replace the cover plate.</p>
		FO-3		<p>Zone C 3. On J1-2, change "+24 VDC" to "+5 VDC".</p> <p>REASON: This is the output line of the 5 VDC power supply. +24 VDC is the input voltage.</p>

EXAMPLE

DOTTED LINE
TEAR A

PRINTED NAME, GRADE OR TITLE AND TELEPHONE NUMBER: SSG I. M. DeSpirito 999-1776
 SIGN HERE: *[Signature]*

FILL IN YOUR
UNIT'S ADDRESS

FOLD BACK

DEPARTMENT OF THE ARMY

OFFICIAL BUSINESS

PLEASE
AFFIX
STAMP
POSTAGE
REQUIRED

TEAR
ALONG
DOTTED LINE

**Commander
U.S. Army Communications-Electronics Command
and Fort Monmouth
ATTN: AMSEL-LC-LEO-D-CS-CFO
Fort Monmouth, New Jersey 07703-5000**

This fine document...

Was brought to you by me:



[Liberated Manuals -- free army and government manuals](#)

Why do I do it? I am tired of sleazy CD-ROM sellers, who take publicly available information, slap “watermarks” and other junk on it, and sell it. Those masters of search engine manipulation make sure that their sites that sell free information, come up first in search engines. They did not create it... They did not even scan it... Why should they get your money? Why are not letting you give those free manuals to your friends?

I am setting this document FREE. This document was made by the US Government and is NOT protected by Copyright. Feel free to share, republish, sell and so on.

I am not asking you for donations, fees or handouts. If you can, please provide a link to liberatedmanuals.com, so that free manuals come up first in search engines:

<A HREF=<http://www.liberatedmanuals.com/>>Free Military and Government Manuals

– Sincerely
Igor Chudov
<http://igor.chudov.com/>