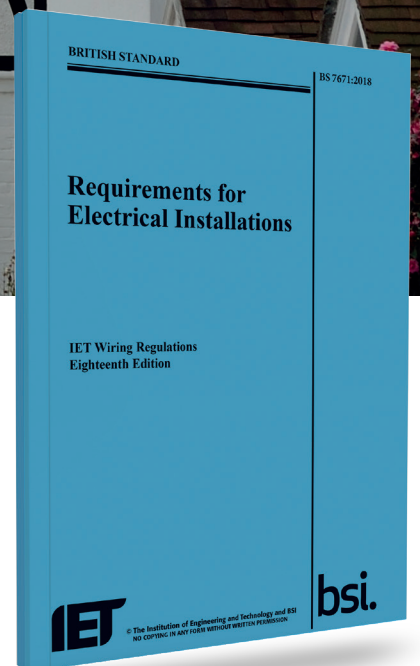


Eaton

Memera full metal consumer units and protective devices

Consumer unit solutions

to meet the requirements of the
18th edition wiring regulations



EATON

Powering Business Worldwide

Memera full metal consumer units and protective devices



BS7671:2018

Tested to BS EN 61439-3

Fully complies with BS7671:2018
(IET wiring Regulations 18th Edition)

Contents

1. Product overview	3
2. Memera full metal consumer unit range	6
3. Circuit protection devices and accessories	7
4. Consumer unit accessory selection	8
5. Technical data	9

1 Product overview

Memera full metal consumer units



The Eaton range of full metal consumer units provide a suite of products to meet the requirements of BS7671:2018 18th Edition IET wiring regulations.

Today's 18th edition consumer units incorporate an enclosure manufactured from non-combustible material, i.e. a full metal enclosure.

Eaton consumer unit features




- Full compliance with BS EN 61439-3.
- All metal enclosure to meet requirements of BS7671 regulation 421.1.201.
- Sturdy steel enclosure with ample cable entry knockouts to accommodate cable entry from top, bottom or rear face of the enclosure.
- Multiple large apertures in rear face of enclosure to allow flexible cable entry from the rear, with dual knockouts to accommodate both round glands as well as trunking on top/bottom faces.
- "Snap - able" busbars enabling easy on-site configuration.
- Dual RCCB units come with three Neutral bars as standard for High Integrity configuration.
- Comprehensive label kit to complete the installation.
- Polyester powder coat paint finish which complies with industry standards for low smoke density, flame propagation and toxic fume emission. RAL 9010 (Pure white).
- Available in single rail and dual rail surface and flush mounting variants up to a maximum of 38 outgoing ways.

100A type A RCCB's

- Three new versions of the Memera 10, 14 and 16 way dual RCCB boards are now also available pre fitted with 100A type A RCCB's for use where the installation is required to have type A RCD protection.

Arc Fault Detection Device (AFDD) solutions



- Bus bars and connection links are available to simplify the installation of Eaton's AFDD's within Memera consumer units as detailed in section 5.
- Additional accessory connection kits are also available to provide internal connectivity for consumer units equipped with AFDD's as well as MCB's, RCBO's and SPD's.

Surge Protection Device (SPD) solutions

- A 280V 20kA 2 pole type 2 Surge Protection Device is also available as a kit to enable an Eaton SPD to be fitted into any consumer unit even when fitted with AFDD's. Installation kits are detailed in section 5.

Command and control devices

- The full range of Eaton modular command and control devices such as transformers, timers, contactors and relays can be installed in any unused ways. For details see main Single phase product catalogue.



BS 7671 Regulation 421.1.7 states that AFDD's are recommended as a means of providing additional protection against fires caused by arc faults in AC final circuits.

If required, AFDD's should be placed at the origin of the circuit to be protected.

Examples of where such devices can be used include:

- Premises with sleeping accommodation
- Locations with a risk of fire due to the nature of processed or stored materials. e.g. Barns, woodworking shops, stores with combustible materials
- Locations where combustible construction materials have been used e.g. wooden buildings
- Fire propagating structures
- Locations where a fire would risk damaging irreplaceable goods e.g. museum or art gallery.



“ Arc faults, which occur out of sight within installations, have the potential to ignite fires and cause enormous damage. Statistics show that the source of over 25% of fires is an electrical system. ”

Serial arc fault:

- Occurs when there is an interruption of conduction
- Can go undetected for long period of time

Arc faults can occur in:

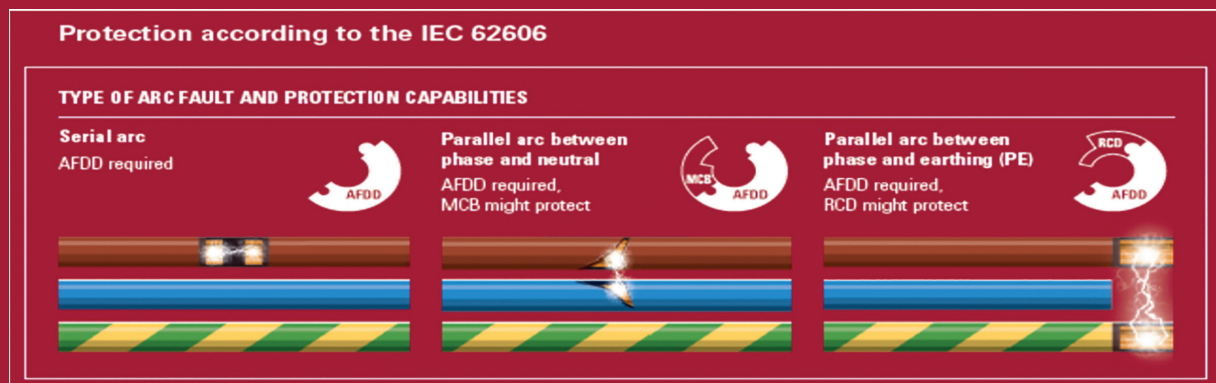
- Cables or wires
- Fixed installations
- Cables of directly connected devices or devices connected via sockets

Parallel arc fault:

- Originates from a fault between phase and neutral
- Total current in the circuit increases

Arc faults occur when:

- Wires are faulty or damaged, due to:
- External influences
- Ageing
- Terminal connections that are loose



Eaton has a state of the art range of 2 pole AFDD circuit protection devices combining the functionality of MCB, RCD and AFDD in one complete package rated at up to 40Amps

Arc fault protection AFDD+, 2-pole

- Detects and quenches arc faults in final circuits
- Fully combined with residual current circuit breaker (RCCB) and miniature circuit breaker (MCB)
- Safely detects arcs in cable length up to 70 meters
- Variable installation of N either left or right
- Rated currents from 10 to 40 A
- Tripped indication: MCB, RCCB of AFDD
- LED indication for arc faults
- Permanent self-monitoring
- Overvoltage and overheat monitoring
- 3-position DIN rail clip, permits removal from existing busbar system
- Comprehensive range of accessories suitable for subsequent installation
- 10 and 30 mA rated residual currents
- Tripping characteristics B,C curve.
- Rated breaking capacity up to 10 kA

Circuit Protection devices

The Eaton Memera range of consumer units can be equipped with the standard range of EAD 6kA MCB's with ratings up to 63A at 6KA in both B and C curve, along with a full range of single module 6kA RCBO's rated up to 45A in B and C curve with both AC and A current type characteristics.

A new addition to the circuit protection portfolio is Eaton's range of AFDD's rated up to 40A can now also be accommodated using the additional accessory kits detailed further in this guide.

In addition to the protection devices above the wide range of Eaton DIN rail modular accessories including SPD's, timers and contactors etc., can also be accommodated within the consumer unit enclosure due to the flexible nature of the design.

Fitting of AFDD's into consumer units

In order to comply with the requirements of BS7671 for the inclusion of AFDD's when deemed necessary, Eaton can provide a range of AFDD installation accessory kits to simplify the fitting of these devices into our Memera metal consumer units along with other protective devices as required.

The kits include a special 3-4 way AFDD 2 pole busbar kit as well as a number of other interconnection accessory kits that may be required depending upon the consumer unit configuration selected and the devices to be fitted.

Full details can be found in section 4 & 5 of this brochure.

Requirements for Surge Protection devices

BS7671: 2018 also now places a greater emphasis on Chapter 44 – Protection against voltage disturbances and electromagnetic disturbances.

Such disturbances can be temporary as a result of system faults in the LV or HV supply network, or perhaps transient overvoltages of atmospheric origin or else due to switching.

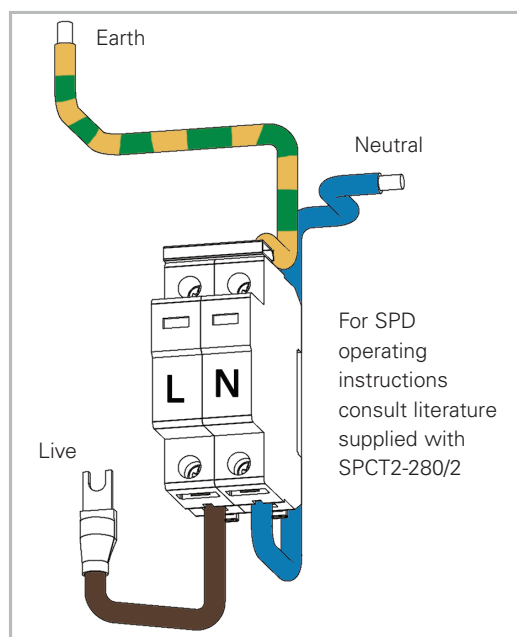
The need for the inclusion of a surge protection device in an installation is dependent upon the perceived risk to an installation. The regulations in BS7671 provide detailed guidance on the application of Surge Protection devices and the methodologies relating to risk management and assessment.

To make it simple for Installers, Eaton has introduced an SPD kit which includes a standard 2 pole 2 module Type 2 SPD rated at 280 V 20kA complete with the necessary interconnections.

Full details can be found in section 5 of this brochure.

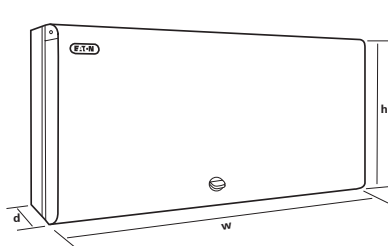
EAS2PT2SPD - SPD Kit

EAS2PT2SPD kit includes the SPD and the the 3 pre made connections required to facilitate the installation of the 2pole SPD into any standard Isolator controlled Memera Consumer unit.

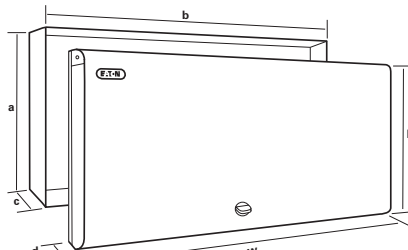


2 Memera metal consumer unit range

Full metal consumer unit range



Surface mounted



Flush mounted

Surface mounted

Modules	Eaton list number			Dual RCD	Dual tariff	Dimensions (mm)		
	Isolator controlled	RCCB controlled	Split load			h	w	d
4	EAS2S	EAS2H40S EAS2H63S	-	-	-	225	179	113
8	EAS6S	EAS6H63S EAS6H80S EAS6H100S	-	-	-	225	251	113
12	EAS10S	EAS10H100S	EAS8H63DS EAS8H80DS	-	-	225	323	113
14	EAS12S	EAS12H100S	EAS10H63DS EAS10H80DS	-	EAS10DDS	225	358	113
16	EAS14S	-	-	EAS10H63H63DS EAS10H80H63DS EAS10H80H80DS EAS10H100H100DS	-	225	394	113
20	EAS18S	EAS18H100S	EAS16H80DS	EAS14H63H63DS EAS14H80H63DS EAS14H80H80DS EAS14H100H100DS	EAS16DDS	225	464	113
22	EAS20S	EAS20H100S	EAS18H80DS	EAS16H63H63DS EAS16H80H63DS EAS16H80H80DS EAS16H100H100DS	-	225	499	113
2 x 14	EAS26S	-	EAS24H80DS	EAS22H80H63DS EAS22H80H80DS	-	421	358	113
2 x 20	EAS38S	-	EAS36H80DS	EAS34H80H63DS EAS34H80H80DS	-	421	464	113

Flush mounted

Modules	Eaton list number			Dual RCD	Dual tariff	Cover dimensions (mm)			Back box dimensions (mm)		
	Isolator controlled	RCCB controlled	Split load			h	w	d	a	b	c
4	EAS2SF	EAS2H40SF EAS2H63SF	-	-	-	265	219	36	220	171	80
8	EAS6SF	EAS6H63SF EAS6H80SF EAS6H100SF	-	-	-	265	291	36	220	243	80
12	EAS10SF	EAS10H100SF	EAS8H63DSF EAS8H80DSF	-	-	265	363	36	220	315	80
14	EAS12SF	EAS12H100SF	EAS10H63DSF EAS10H80DSF	-	EAS10DDSF	265	398	36	220	350	80
16	EAS14SF	-	-	EAS10H63H63DSF EAS10H80H63DSF EAS10H80H80DSF EAS10H100H100DSF	-	265	434	36	220	386	80
20	EAS18SF	EAS18H100SF	EAS16H80DSF	EAS14H63H63DSF EAS14H80H63DSF EAS14H80H80DSF EAS14H100H100DSF	EAS16DDSF	265	504	36	220	456	80
22	EAS20SF	EAS20H100SF	EAS18H80DSF	EAS16H63H63DSF EAS16H80H63DSF EAS16H80H80DSF EAS16H100H100DSF	-	265	539	36	220	491	80
2 x 14	EAS38SF	-	EAS24H80DSF	EAS22H80H63DSF EAS22H80H80DSF	-	461	398	36	416	350	80
2 x 20	EAS22SF	-	EAS36H80DSF	EAS34H80H63DSF EAS34H80H80DSF	-	461	504	36	416	456	80

3 Consumer unit circuit protection

Devices & Accessories

Eaton Memera MCB's

Trip curve B

Eaton ref	Art number	Description
EAD02B	Y7-EAD02B	EAD 2A 6KA TYPE B SP MCB
EAD04B	Y7-EAD04B	EAD 4A 6KA TYPE B SP MCB
EAD06B	Y7-EAD06B	EAD 6A 6KA TYPE B SP MCB
EAD10B	Y7-EAD10B	EAD 10A 6KA TYPE B SP MCB
EAD13B	Y7-EAD13B	EAD 13A 6KA TYPE B SP MCB
EAD16B	Y7-EAD16B	EAD 16A 6KA TYPE B SP MCB
EAD20B	Y7-EAD20B	EAD 20A 6KA TYPE B SP MCB
EAD25B	Y7-EAD25B	EAD 25A 6KA TYPE B SP MCB
EAD32B	Y7-EAD32B	EAD 32A 6KA TYPE B SP MCB
EAD40B	Y7-EAD40B	EAD 40A 6KA TYPE B SP MCB
EAD50B	Y7-EAD50B	EAD 50A 6KA TYPE B SP MCB
EAD63B	Y7-EAD63B	EAD 63A 6KA TYPE B SP MCB

Trip curve C

Eaton ref	Art number	Description
EAD02C	Y7-EAD02C	EAD 2A 6KA TYPE C SP MCB
EAD04C	Y7-EAD04C	EAD 4A 6KA TYPE C SP MCB
EAD06C	Y7-EAD06C	EAD 6A 6KA TYPE C SP MCB
EAD10C	Y7-EAD10C	EAD 10A 6KA TYPE C SP MCB
EAD13C	Y7-EAD13C	EAD 13A 6KA TYPE C SP MCB
EAD16C	Y7-EAD16C	EAD 16A 6KA TYPE C SP MCB
EAD20C	Y7-EAD20C	EAD 20A 6KA TYPE C SP MCB
EAD25C	Y7-EAD25C	EAD 25A 6KA TYPE C SP MCB
EAD32C	Y7-EAD32C	EAD 32A 6KA TYPE C SP MCB
EAD40C	Y7-EAD40C	EAD 40A 6KA TYPE C SP MCB
EAD50C	Y7-EAD50C	EAD 50A 6KA TYPE C SP MCB
EAD63C	Y7-EAD63C	EAD 63A 6KA TYPE C SP MCB

Eaton arc fault detection devices - Type A

Trip curve B

Eaton ref	Art number	Description
AFDD-13/2/B/003-A	Y7-187180	AFDD 2 Poles Type B 10kA 13A 30mA type A
AFDD-16/2/B/001-A	Y7-187201	AFDD 2 Poles Type B 10kA 16A 10mA type A
AFDD-16/2/B/003-A	Y7-187204	AFDD 2 Poles Type B 10kA 16A 30mA type A
AFDD-20/2/B/003-A	Y7-187219	AFDD 2 Poles Type B 10kA 20A 30mA type A
AFDD-25/2/B/003-A	Y7-187225	AFDD 2 Poles Type B 10kA 25A 30mA type A
AFDD-32/2/B/003-A	Y7-187231	AFDD 2 Poles Type B 6kA 32A 30mA type A
AFDD-40/2/B/003-A	Y7-187237	AFDD 2 Poles Type B 6kA 40A 30mA type A

Trip curve C

Eaton ref	Art number	Description
AFDD-13/2/C/001-A	Y7-187183	AFDD 2 Poles Type C 10kA 13A 10mA type A
AFDD-13/2/C/003-A	Y7-187186	AFDD 2 Poles Type C 10kA 13A 30mA type A
AFDD-16/2/C/001-A	Y7-187207	AFDD 2 Poles Type C 10kA 16A 10mA type A
AFDD-16/2/C/003-A	Y7-187210	AFDD 2 Poles Type C 10kA 16A 30mA type A
AFDD-20/2/C/003-A	Y7-187222	AFDD 2 Poles Type C 10kA 20A 30mA type A
AFDD-25/2/C/003-A	Y7-187228	AFDD 2 Poles Type C 10kA 25A 30mA type A
AFDD-32/2/C/003-A	Y7-187234	AFDD 2 Poles Type C 6kA 32A 30mA type A
AFDD-40/2/C/003-A	Y7-187240	AFDD 2 Poles Type C 6kA 40A 30mA type A

Note: Also available as type AC and type A with short time delay.

Eaton Memera RCBO's

AC type trip curve B

Eaton ref	Art number	Description
EAD06BH30C	Y7-151995	EAD 6A 6kA Type B SP 30mA RCBO
EAD10BH30C	Y7-151997	EAD 10A 6kA Type B SP 30mA RCBO
EAD16BH30C	Y7-151999	EAD 16A 6kA Type B SP 30mA RCBO
EAD20BH30C	Y7-152000	EAD 20A 6kA Type B SP 30mA RCBO
EAD25BH30C	Y7-152001	EAD 25A 6kA Type B SP 30mA RCBO
EAD32BH30C	Y7-152002	EAD 32A 6kA Type B SP 30mA RCBO
EAD40BH30C	Y7-152003	EAD 40A 6kA Type B SP 30mA RCBO
EAD45BH30C	Y7-152004	EAD 45A 6kA Type B SP 30mA RCBO

AC type trip curve C

Eaton ref	Art number	Description
EAD06CH30C	Y7-152105	EAD 6A 6kA Type C SP 30mA RCBO
EAD10CH30C	Y7-152107	EAD 10A 6kA Type C SP 30mA RCBO
EAD16CH30C	Y7-152109	EAD 16A 6kA Type C SP 30mA RCBO
EAD20CH30C	Y7-152110	EAD 20A 6kA Type C SP 30mA RCBO
EAD25CH30C	Y7-152111	EAD 25A 6kA Type C SP 30mA RCBO
EAD32CH30C	Y7-152112	EAD 32A 6kA Type C SP 30mA RCBO
EAD40CH30C	Y7-152113	EAD 40A 6kA Type C SP 30mA RCBO
EAD45CH30C	Y7-152114	EAD 45A 6kA Type C SP 30mA RCBO

A type trip curve B

Eaton ref	Art number	Description
EAD06BH30C-A	Y7-152025	EAD 6A 6kA Type B SP 30mA RCBO-A
EAD10BH30C-A	Y7-152027	EAD 10A 6kA Type B SP 30mA RCBO-A
EAD16BH30C-A	Y7-152029	EAD 16A 6kA Type B SP 30mA RCBO-A
EAD20BH30C-A	Y7-152030	EAD 20A 6kA Type B SP 30mA RCBO-A
EAD25BH30C-A	Y7-152031	EAD 25A 6kA Type B SP 30mA RCBO-A
EAD32BH30C-A	Y7-152032	EAD 32A 6kA Type B SP 30mA RCBO-A
EAD40BH30C-A	Y7-152033	EAD 40A 6kA Type B SP 30mA RCBO-A
EAD45BH30C-A	Y7-152034	EAD 45A 6kA Type B SP 30mA RCBO-A

A type trip curve C

Eaton ref	Art number	Description
EAD06CH30C-A	Y7-152135	EAD 6A 6kA Type C SP 30mA RCBO-A
EAD10CH30C-A	Y7-152137	EAD 10A 6kA Type C SP 30mA RCBO-A
EAD16CH30C-A	Y7-152139	EAD 16A 6kA Type C SP 30mA RCBO-A
EAD20CH30C-A	Y7-152140	EAD 20A 6kA Type C SP 30mA RCBO-A
EAD25CH30C-A	Y7-152141	EAD 25A 6kA Type C SP 30mA RCBO-A
EAD32CH30C-A	Y7-152142	EAD 32A 6kA Type C SP 30mA RCBO-A
EAD40CH30C-A	Y7-152143	EAD 40A 6kA Type C SP 30mA RCBO-A
EAD45CH30C-A	Y7-152144	EAD 45A 6kA Type C SP 30mA RCBO-A

Consumer unit SPD and AFDD accessory kits

Eaton ref	Art number	Description
EASPT2SPD	Y7-300645	EAS SPD kit
EASSPCONSPD	Y7-300646	EAS SPD/AFDD SP connection kit
EASRCDCONSPD	Y7-300647	EAS SPD/AFDD RCD connection kit
EASAFDDB3	Y7-300641	EAS AFDD Busbar kit
EASSPCON	Y7-300642	EAS AFDD SP terminal kit
EASDPCON	Y7-300643	EAS AFDD DP terminal kit
EASAFDDTB	Y7-300644	EAS AFDD BB stabshields (5)

4 Consumer unit accessory selection tables

Board fitted with SPD		
BOARD	Required for Fitting of SPD	Comment
EAS10S	EAS2PT2SPD	Takes up 2 modules width in Consumer unit
EAS12S	EAS2PT2SPD	Takes up 2 modules width in Consumer unit
EAS14S	EAS2PT2SPD	Takes up 2 modules width in Consumer unit
EAS18S	EAS2PT2SPD	Takes up 2 modules width in Consumer unit
EAS20S	EAS2PT2SPD	Takes up 2 modules width in Consumer unit
EAS26S	EAS2PT2SPD	Takes up 2 modules width in Consumer unit
EAS16H80DS EAS10H80H80DS EAS14H80H80DS	EAS2PT2SPD	Takes up 2 modules width in Consumer unit
EAS18H80DS EAS16H80H80DS	EAS2PT2SPD	Takes up 2 modules width in Consumer unit
EAS24H80DS EAS22H80H80DS EAS34H80H80DS	EAS2PT2SPD	Takes up 2 modules width in Consumer unit

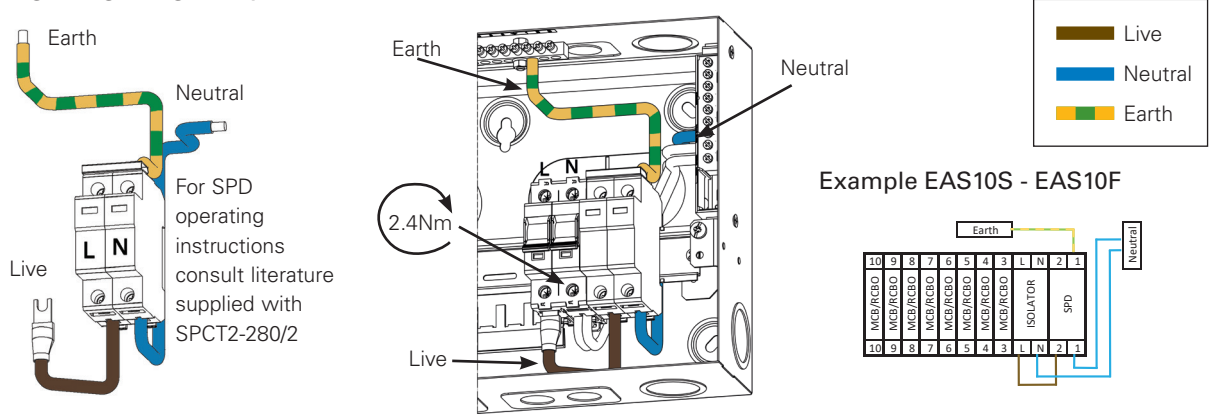
Board fitted with AFDD			
BOARD	No of AFDD	Required for Fitting of AFDD	Comment
EAS10S	3	EASAFDDBB3	-
EAS12S	3-4	EASAFDDBB3	EASSPCON required to connect additional sp ways
EAS14S	3-4	EASAFDDBB3	EASSPCON required to connect additional sp ways
EAS18S	3-4	EASAFDDBB3	EASSPCON required to connect additional sp ways
EAS20S	6	2 OFF EASAFDDBB3 + EASDPCON	-
EAS26S	6-8	2 OFF EASAFDDBB3 + EASDPCON	-
EAS16H80DS	3-4	EASAFDDBB3	Additional sp ways can be connected to RCCB using std busbar
EAS18H80DS	3-4	EASAFDDBB3	Additional sp ways can be connected to RCCB using std busbar
EAS24H80DS	3-4	EASAFDDBB3	Additional sp ways can be connected to RCCB using std busbar

Board fitted with AFDD and SPD				
BOARD	Required SPD kit	No of AFDD	Required for Fitting of AFDD with SPD	Comment
EAS10S	-	-	-	Cannot be accommodated due to width
EAS12S	EAS2PT2SPD	3	EASAFDDBB3	-
EAS14S	EAS2PT2SPD	3-4	EASAFDDBB3	EASSPCONSPD required to connect additional sp ways
EAS18S	EAS2PT2SPD	3-4	EASAFDDBB3	EASSPCONSPD required to connect additional sp ways
EAS20S	EAS2PT2SPD	3-4	EASAFDDBB3	EASSPCONSPD required to connect additional sp ways
EAS26S	EAS2PT2SPD	7	2 OFF EASAFDDBB3 + EASDPCON + EASRCDCONSPD	-
EAS16H80DS	EAS2PT2SPD	3	EASAFDDBB3 + EASRCDCONSPD	Additional sp ways can be connected off RCCB
EAS18H80DS	EAS2PT2SPD	3	EASAFDDBB3 + EASRCDCONSPD	Additional sp ways can be connected off RCCB
EAS24H80DS	EAS2PT2SPD	23	EASAFDDBB3 + EASRCDCONSPD	Additional sp ways can be connected off RCCB

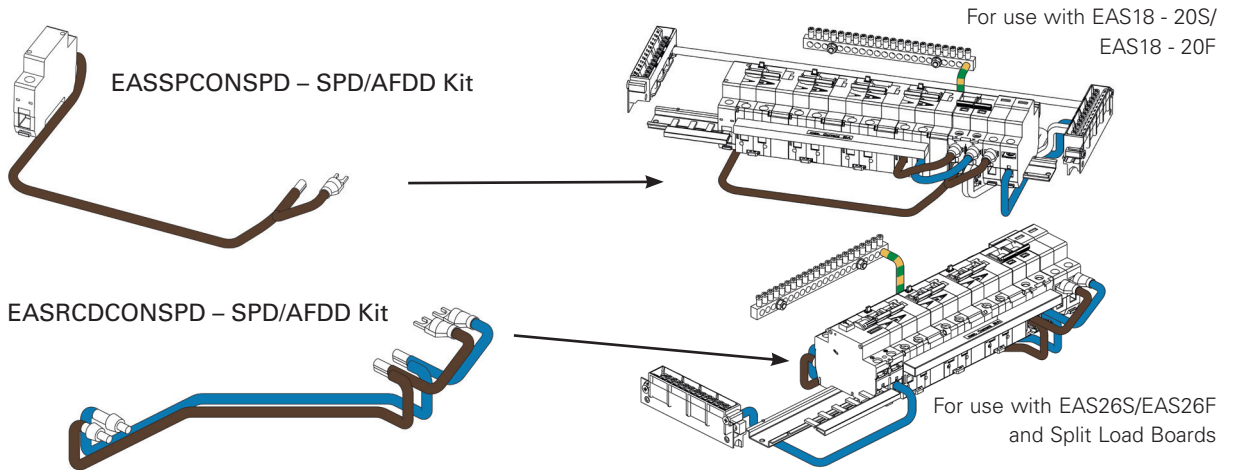
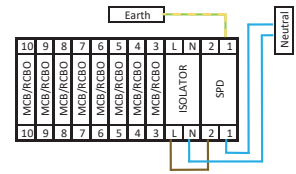
5 Technical data

Fitting of Consumer unit SPD with and without AFDD's

EAS2PT2SPD - SPD Kit

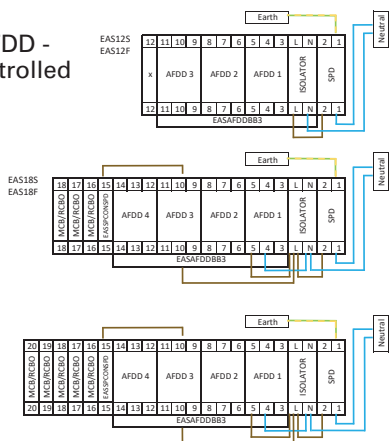


Example EAS10S - EAS10F

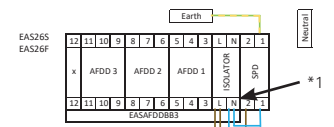
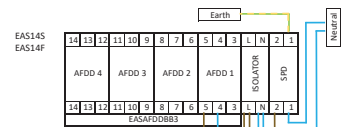


Fitting instructions for SPD with AFDD to specific Memera boards see overleaf

SPD with AFDD - Isolator Controlled

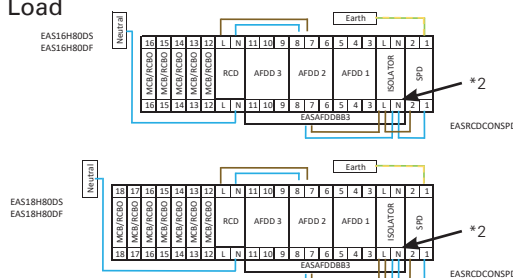


Note: AFDD busbar ratings 50/63A is given for each configuration.
Total busbar rating cannot exceed 100A Incoming Isolator



*1 - Remove pre-installed x2 (blue) isolator to neutral terminal block cables

SPD with AFDD - Split Load



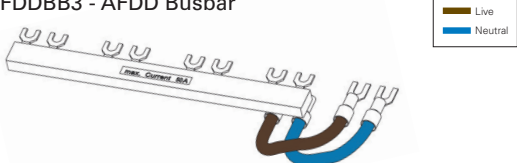
*2 - Remove pre-installed x2 (blue) isolator to neutral terminal block cables and x1 (brown) isolator to RCD cable

*3 - Remove pre-installed x2 (blue) isolator to neutral terminal block cables and x1 live (brown) and x1 neutral (blue) isolator to RCD cables

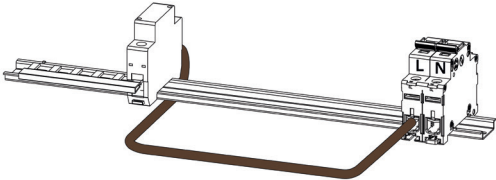


Fitting of consumer unit with AFDD's

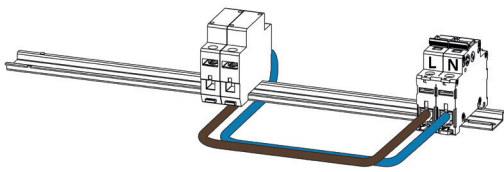
EASAFDDBB3 - AFDD Busbar



EASSPCON - AFDD Single Pole Terminal

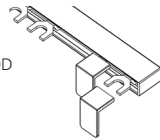


EASDPCON - AFDD Double Pole Terminal

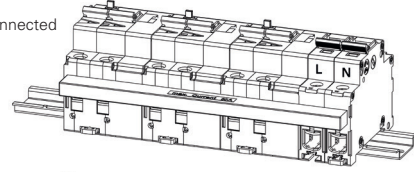


EASAFDDTB - AFDD Busbar Stab Shield

Shield all un-used AFDD busbar stabs

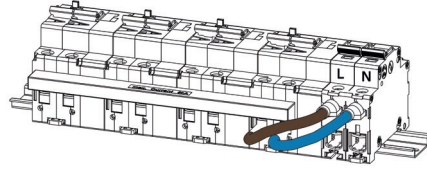


X3 AFDD's - Busbar connected directly to isolator

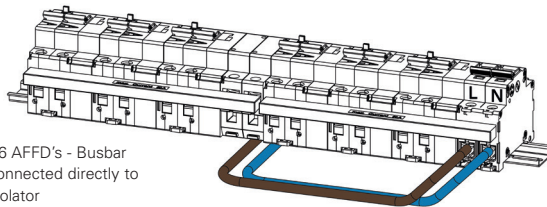
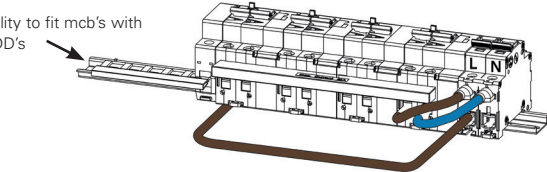


OR

X4 AFDD's - Busbar connected to isolator via cables



Facility to fit mcb's with AFDD's

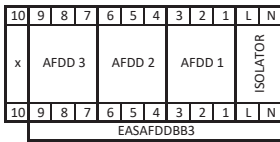


X6 AFDD's - Busbar connected directly to isolator

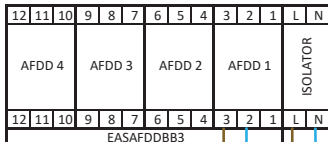
Note: Unless otherwise specified, all internal cabling supplied in the consumer unit is left unmodified.

Isolator controlled

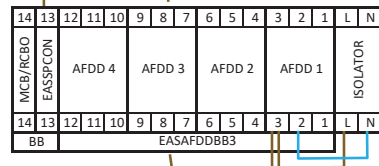
EAS10S
EAS10F



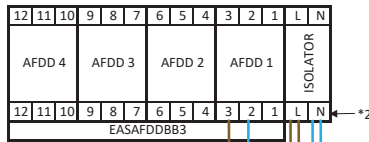
EAS12S
EAS12F



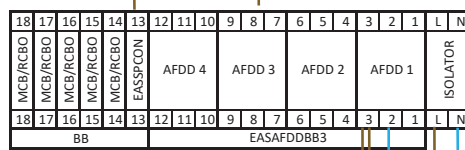
EAS14S
EAS14F



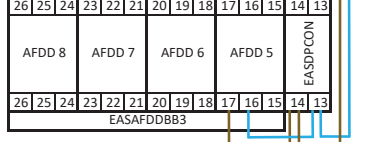
EAS26S
EAS26F



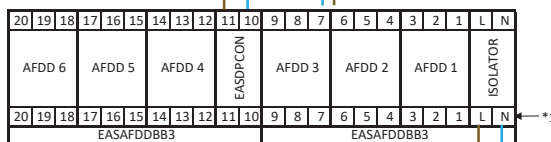
EAS18S
EAS18F



EAS20S
EAS20F



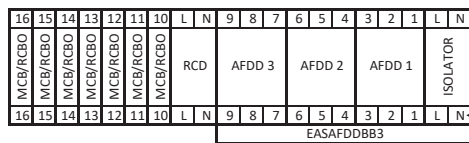
EAS20S
EAS20F



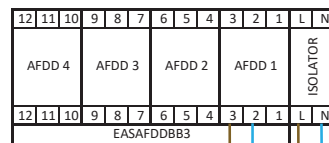
- *1 - Remove x2 (blue) pre-installed isolator to neutral terminal block cables
- *2 - Remove x2 (blue) pre-installed isolator to neutral terminal block cables and x1 (brown) isolator to lower busbar cable

Split load

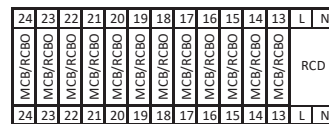
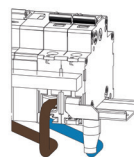
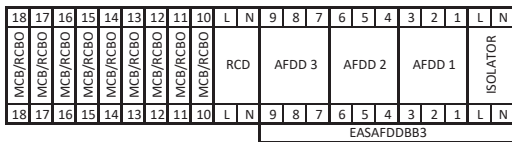
EAS16H80DS
EAS16H80DF



EAS24H80DS
EAS24H80DF



EAS18H80DS
EAS18H80DF



*3 - Reposition forked neutral connector in isolator terminal clamp as shown



Miniature circuit breakers (MCBs)

Eaton's range of 6kA high performance MCBs meet the latest UK and European standards IEC/EN 60898, with ratings up to 63A in both B & C curve characteristics.

Features include:

- Box clamp barrier to prevent incorrect cable insertion
- Positive contact indication




Residual current circuit breakers - with overload protection (RCBOs)

Eaton's range of 6kA, 30mA high performance compact RCBOs meet the latest UK and European standards IEC/EN 61009, combining Residual Current Circuit Breaker protection with integral overload protection in one compact modular device. Ratings available from 6A to 45A in both B & C curve characteristics.

Features include:

- Compact modular design, only 102mm tall, giving enhanced wiring space
- Single module width with solid neutral
- Box clamp barrier to prevent incorrect cable insertion
- Positive contact indication
- Devices available as both AC and A current types



Arc Fault Detection Devices (AFDD +)

Eaton's range of AFDD's combine the functionality of an MCB, RCD and AFDD in one package designed in accordance to IEC/EN 62606 & IEC/EN 61009. Ratings are available up to 40A with B & C curve characteristics and 10mA and 30mA sensitivity. Devices are available in current types A, AC and short time delayed type A.

Features include:

- Variable installation of N on either left or right
- Tripped indication : MCB, RCCB or AFDD with LED indication of arc faults
- Permanent self monitoring including over heating and over voltage
- Rated breaking capacity up to 10kA (6kA above 25A)

Consumer units

The 2019 Memera full metal consumer units range fully complies with BS EN 61439-3 and meets the requirements of BS7671:2018 clause 421.1.201 i.e. non-combustible enclosure.

In accordance with BS7671, installation of these units should use proper materials and follow good workmanship and industry practices. The correct use of grommets, grommet strip or glands should be considered to minimise the risk of damage arising from mechanical stress or damage to wiring where it enters the metal enclosure. In addition, the horizontal top surface of the consumer unit if readily accessible shall provide a degree of protection of at least IPXXD or IP4X.

Terminal capacity and torque settings

Note: All terminals should be tightened to the recommended torque values below using an appropriate torque driver.

- Device torque cable capacity
- Isolator 2.5 – 5.0 Nm 2.5 – 50 mm²
- RCCB 2.0 – 2.4 Nm 1.5 – 35 mm²
- MCB 2.0 – 2.4 Nm 1 – 25 mm²
- RCBO Line 2.0 – 2.5 Nm Load 1.2 -1.5 Nm 1 -16 mm²
- AFDD - 2.0 – 2.4 Nm 1.5 – 25 mm²
- SPD - 2.0 – 2.4 Nm 1.5 – 35 mm²
- Neutral / Earth bars 2.0 Nm 1 -16 mm²
- Other devices: see appropriate installation instructions

At Eaton, we're energized by the challenge of powering a world that demands more. With over 100 years experience in electrical power management, we have the expertise to see beyond today. From ground breaking products to turnkey design and engineering services, critical industries around the globe count on Eaton. We power businesses with reliable, efficient and safe electrical power management solutions. Combined with our personal service, support and bold thinking, we are answering tomorrow's needs today. Follow the charge with Eaton. Visit eaton.com/uk.

Eaton Electric Limited
252 Bath Road
Slough
SL1 4DX
Customer Support Centre
Tel: +44 (0)8700 545 333
Fax: +44 (0)8700 540 333
email: ukcommorders@eaton.com

© 2019 Eaton Corporation
All Rights Reserved
Printed in UK
Publication No. BR012018EN
EAN Code 9010
October 2019



Powering Business Worldwide