


# S/S BRAIDED METAL HOSES

## TYPE 500 - LOW PRESSURE FIXED FLANGES EACH ENDS

T-321 STAINLESS STEEL BRAIDED METAL HOSE  
125/150# A-36 CARBON STEEL FIXED FLANGE EACH ENDS



### NOTES

- Reducing Flanges Available on Request.
- Longer Lengths Available
- Stainless Steel Flanges Available on Request.
- See page 33, for Flange Specifications

## TYPE 501 - LOW PRESSURE FIXED FLANGE X FLOATING FLANGE

T-321 STAINLESS STEEL BRAIDED METAL HOSE  
125/150# A-36 CARBON STEEL FIXED FLANGE X FLOATING FLANGE




SIZE	OVERALL LENGTH	FLG SIZE A	FLG SIZE B	PART NUMBER	MAX. PRESSURE @ 500°F
2"	10.00	2"	2"	500-0200-10	150
2"	10.00	2"	2-1/2"	500-0200-2.50-10	150
2-1/2"	12.00	2-1/2"	2-1/2"	500-0250-12	110
2-1/2"	12.00	2-1/2"	3"	500-0250-3-12	110
3"	12.00	3"	3"	500-0300-12	90
3"	12.00	3"	4"	500-0300-4-12	90
4"	16.00	4"	4"	500-0400-16	80
4"	16.00	4"	5"	500-0400-5-16	80
5"	16.00	5"	5"	500-0500-16	60
5"	16.00	5"	6"	500-0500-6-16	60
6"	16.00	6"	6"	500-0600-16	50
6"	18.00	6"	8"	500-0600-8-18	50

SIZE	OVERALL LENGTH	FLG SIZE A	FLG SIZE B	PART NUMBER	MAX. PRESSURE @ 500°F
2"	10.00	2"	2"	501-0200-10	150
2"	10.00	2"	2-1/2"	501-0200-2.50-10	150
2-1/2"	12.00	2-1/2"	2-1/2"	501-0250-12	110
2-1/2"	12.00	2-1/2"	3"	501-0250-3-12	110
3"	12.00	3"	3"	501-0300-12	90
3"	12.00	3"	4"	501-0300-4-12	90
4"	16.00	4"	4"	501-0400-16	80
4"	16.00	4"	5"	501-0400-5-16	80
5"	16.00	5"	5"	501-0500-16	60
5"	16.00	5"	6"	501-0500-6-16	60
6"	16.00	6"	6"	501-0600-16	50
6"	18.00	6"	8"	501-0600-8-18	50

## TYPE 502 - HIGH PRESSURE FIXED FLANGES EACH ENDS

T-321 STAINLESS STEEL BRAIDED METAL HOSE  
125/150# A-36 CARBON STEEL FIXED FLANGE EACH ENDS




### NOTES

- Reducing Flanges Available on Request.
- Longer Lengths Available
- Stainless Steel Flanges Available on Request.
- See page 33, for Flange Specifications

## TYPE 503 - HIGH PRESSURE FIXED FLANGE X FLOATING FLANGE

T-321 STAINLESS STEEL BRAIDED METAL HOSE  
125/150# A-36 CARBON STEEL FIXED FLANGE X FLOATING FLANGE



SIZE	OVERALL LENGTH	FLG SIZE A	FLG SIZE B	PART NUMBER	MAX. PRESSURE @ 500°F
2"	10.00	2"	2"	502-0200-10	150
2"	10.00	2"	2-1/2"	502-0200-2.50-10	150
2-1/2"	12.00	2-1/2"	2-1/2"	502-0250-12	110
2-1/2"	12.00	2-1/2"	3"	502-0250-3-12	110
3"	12.00	3"	3"	502-0300-12	90
3"	12.00	3"	4"	502-0300-4-12	90
4"	16.00	4"	4"	502-0400-16	80
4"	16.00	4"	5"	502-0400-5-16	80
5"	16.00	5"	5"	502-0500-16	60
5"	16.00	5"	6"	502-0500-6-16	60
6"	16.00	6"	6"	502-0600-16	50
6"	18.00	6"	8"	502-0600-8-18	50

SIZE	OVERALL LENGTH	FLG SIZE A	FLG SIZE B	PART NUMBER	MAX. PRESSURE @ 500°F
2"	10.00	2"	2"	503-0200-10	150
2"	10.00	2"	2-1/2"	503-0200-2.50-10	150
2-1/2"	12.00	2-1/2"	2-1/2"	503-0250-12	110
2-1/2"	12.00	2-1/2"	3"	503-0250-3-12	110
3"	12.00	3"	3"	503-0300-12	90
3"	12.00	3"	4"	503-0300-4-12	90
4"	16.00	4"	4"	503-0400-16	80
4"	16.00	4"	5"	503-0400-5-16	80
5"	16.00	5"	5"	503-0500-16	60
5"	16.00	5"	6"	503-0500-6-16	60
6"	16.00	6"	6"	503-0600-16	50
6"	18.00	6"	8"	503-0600-8-18	50

All Braided Hose Assemblies are Pressure Tested to Insure a Leak Tight Installation.


Contact One Of Our Product Specialists For Assistance



# S/S BRAIDED METAL HOSES

## TYPE 504 - MALE NPT X BEADED TUBE

T-321 STAINLESS STEEL BRAIDED METAL HOSE  
A 53-E GR B CARBON STEEL MALE NPT THREAD  
C/S BEAD/




### NOTES

- Longer Lengths Available
- Stainless Steel Fittings Available on Request.

SIZE	OVERALL LENGTH	NPT SIZE A	TUBE SIZE B	PART NUMBER	MAX. PRESSURE @ 200°F
2"	14.00	2"	2"	504-0200-14	68
2-1/2"	14.00	2-1/4"	2-1/2"	504-0225-2.50-14	58
2-1/2"	14.00	2-1/2"	2-1/2"	504-0250-14	53
2-1/2"	14.00	2-1/2"	3"	504-0250-3-14	53
3"	15.00	3"	3"	504-0300-15	46
3"	15.00	3"	4"	504-0300-4-15	46
4"	18.00	3-1/2"	4"	504-0350-4-18	40
4"	18.00	4"	4"	504-0400-18	35

## TYPE 506 - FIXED FLANGE X BEADED TUBE

T-321 STAINLESS STEEL BRAIDED METAL HOSE  
125/150# A-36 CARBON STEEL FIXED FLANGE  
C/S BEADED TUBE W/ HIGH TEMP RUBBER HOSE & S/S CLAMPS



### NOTES

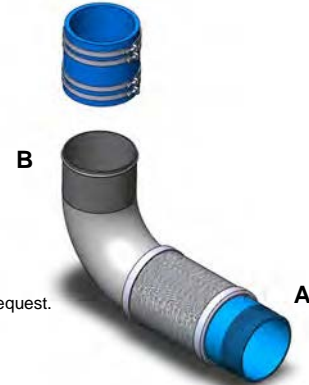
- Reducing Flanges Available on Request.
- Longer Lengths Available
- Stainless Steel Fittings Available on Request.
- See page 33, for Flange Specifications

SIZE	OVERALL LENGTH	TUBE SIZE A	FLG SIZE B	PART NUMBER	MAX. PRESSURE @ 200°F
2"	12.00	2"	2"	506-0200-12	68
2"	12.00	2"	2-1/2"	506-0200-2.50-12	68
2-1/2"	12.00	2-1/4"	2-1/2"	506-0225-2.50-12	58
2-1/2"	12.00	2-1/2"	2-1/2"	506-0250-12	53
2-1/2"	12.00	2-1/2"	3"	506-0250-3-12	53
3"	14.00	3"	3"	506-0300-14	46
3"	14.00	3"	4"	506-0300-4-12	46
4"	15.00	3-1/2"	4"	506-0350-4-15	40
4"	15.00	4"	4"	506-0400-15	35
4"	15.00	4"	5"	506-0400-5-15	35
5"	15.00	5"	5"	506-0500-15	28
5"	15.00	5"	6"	506-0500-6-15	28

Contact One Of Our Product Specialists For Assistance

## TYPE 505 - MALE NPT X BEADED TUBE

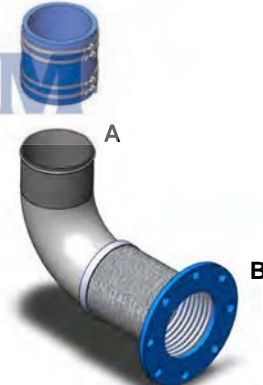
T-321 STAINLESS STEEL BRAIDED METAL HOSE  
A 53-E GR B CARBON STEEL MALE NPT THREAD  
C/S BEADED TUBE W/ HIGH TEMP RUBBER HOSE & S/S CLAMPS  
C/S 90° TUBE ELBOW



SIZE	OVERALL LENGTH	TUBE SIZE A	NPT SIZE B	C/L D	PART NUMBER	MAX. PRESSURE @ 200°F
2"	15.00	2"	2"	5.00	505-0200-15	68
2-1/2"	15.00	2-1/4"	2-1/2"	5.50	505-0225-2.50-15	58
2-1/2"	16.00	2-1/2"	2-1/2"	5.50	505-0250-16	53
2-1/2"	16.00	2-1/2"	3"	5.50	505-0250-3-16	53
3"	19.00	3"	3"	6.00	505-0300-19	46
3"	19.00	3"	4"	6.00	505-0300-4-19	46
4"	19.00	3-1/2"	4"	7.00	505-0350-4-19	40
4"	19.00	4"	4"	7.00	505-0400-19	35

## TYPE 507 - FIXED FLANGE X 90° X BEADED TUBE

T-321 STAINLESS STEEL BRAIDED METAL HOSE  
125/150# A-36 CARBON STEEL FIXED FLANGE  
C/S BEADED TUBE W/ HIGH TEMP RUBBER HOSE & S/S CLAMPS  
C/S 90° TUBE ELBOW



### NOTES

- Reducing Flanges Available on Request.
- Longer Lengths Available
- Stainless Steel Fittings Available on Request.
- See page 33, for Flange Specifications

SIZE	OVERALL LENGTH	TUBE SIZE A	FLG SIZE B	C/L D	PART NUMBER	MAX. PRESSURE @ 200°F
2"	15.00	2"	2"	5.00	507-0200-15	68
2-1/2"	15.00	2-1/4"	2-1/2"	5.50	507-0225-2.50-15	58
2-1/2"	16.00	2-1/2"	2-1/2"	5.50	507-0250-16	53
2-1/2"	16.00	2-1/2"	3"	5.50	507-0250-3-16	53
3"	19.00	3"	3"	6.00	507-0300-19	46
3"	19.00	3"	4"	6.00	507-0300-4-19	46
4"	19.00	3-1/2"	4"	7.00	507-0350-4-19	40
4"	19.00	4"	4"	7.00	507-0400-19	35
4"	19.00	4"	5"	7.00	507-0400-5-19	35

All Braided Hose Assemblies are Pressure Tested to Insure a Leak Tight Installation.



# S/S BRAIDED METAL HOSES

## TYPE 508 - AEROQUIP FLEXMASTER X MALE NPT

T-321 STAINLESS STEEL BRAIDED METAL HOSE  
A 53-E GR.1  
C/S TUBE A




### NOTES

- Longer Lengths Available
- Stainless Steel Fittings Available on Request.

## TYPE 509 - AEROQUIP FLEXMASTER X 90° X MALE NPT

T-321 STAINLESS STEEL BRAIDED METAL HOSE  
A 53-E GR B CARBON STEEL MALE NPT THREAD  
C/S TUBE AEROQUIP FLEXMASTER COUPLING  
C/S 90° TUBE ELBOW



SIZE	OVERALL LENGTH	A/Q SIZE A	NPT SIZE B	PART NUMBER	MAX. PRESSURE @ 225°F
2"	14.00	2"	2"	508-0200-14	200
2-1/2"	14.00	2-1/4"	2-1/2"	508-0225-2.50-14	150
2-1/2"	14.00	2-1/2"	2-1/2"	508-0250-14	150
2-1/2"	14.00	2-1/2"	3"	508-0250-3-14	150
3"	15.00	3"	3"	508-0300-15	150
4"	18.00	3-1/2"	4"	508-0350-4-18	150
4"	18.00	4"	4"	508-0400-18	150

SIZE	OVERALL LENGTH	A/Q SIZE A	NPT SIZE B	C/L D	PART NUMBER	MAX. PRESSURE @ 225°F
2"	15.00	2"	2"	3.13	509-0200-15	150
2-1/2"	16.00	2-1/4"	2-1/2"	3.38	509-0225-2.50-16	110
2-1/2"	16.00	2-1/2"	2-1/2"	3.88	509-0250-16	110
3"	16.00	3"	3"	4.56	509-0300-16	90
4"	18.00	3-1/2"	4"	5.75	509-0350-4-18	80
4"	18.00	4"	4"	6.25	509-0400-18	80
5"	18.00	5"	5"	7.75	509-0500-18	60

## TYPE 510 - FIXED FLANGE X AEROQUIP FLEXMASTER

T-321 STAINLESS STEEL BRAIDED METAL HOSE  
125/150# A-36 CARBON STEEL FIXED FLANGE  
C/S TUBE AEROQUIP FLEXMASTER COUPLING



### NOTES

- Reducing Flanges Available on Request.
- Longer Lengths Available
- Stainless Steel Fittings Available on Request.
- See page 33, for Flange Specifications

## TYPE 511 - FIXED FLANGE X 90° X AEROQUIP FLEXMASTER

T-321 STAINLESS STEEL BRAIDED METAL HOSE  
125/150# A-36 CARBON STEEL FIXED FLANGE  
C/S TUBE AEROQUIP FLEXMASTER COUPLING  
C/S 90° TUBE ELBOW



SIZE	OVERALL LENGTH	A/Q SIZE A	FLG SIZE B	PART NUMBER	MAX. PRESSURE @ 225°F
2"	12.00	2"	2"	510-0200-12	150
2-1/2"	12.00	2-1/4"	2-1/2"	510-0225-2.50-12	110
2-1/2"	12.00	2-1/4"	3"	510-0225-3-12	110
2-1/2"	12.00	2-1/2"	2-1/2"	510-0250-12	110
2-1/2"	12.00	2-1/2"	3"	510-0250-3-12	90
3"	14.00	3"	3"	510-0300-14	90
3"	14.00	3"	4"	510-0300-4-14	80
4"	14.00	3-1/2"	4"	510-0350-4-14	80
4"	15.00	4"	4"	510-0400-15	80
4"	15.00	4"	5"	510-0400-5-15	60
5"	15.00	5"	5"	510-0500-15	60
5"	15.00	5"	6"	510-0500-6-15	50

SIZE	OVERALL LENGTH	A/Q SIZE A	FLG SIZE B	C/L D	PART NUMBER	MAX. PRESSURE @ 225°F
2"	13.00	2"	2"	3.13	511-0200-12	150
2"	13.00	2"	2-1/2"	3.13	511-0225-2.50-12	110
2-1/2"	14.00	2-1/4"	3"	3.88	511-0225-3-12	110
2-1/2"	14.00	2-1/2"	2-1/2"	3.88	511-0250-12	110
2-1/2"	14.00	2-1/2"	3"	3.88	511-0250-3-12	90
3"	15.00	3"	3"	4.56	511-0300-14	90
3"	15.00	3"	4"	4.56	511-0300-4-14	80
4"	16.00	3-1/2"	4"	6.25	511-0350-4-14	80
4"	16.00	4"	4"	6.25	511-0400-15	80
4"	16.00	4"	5"	6.25	511-0400-5-15	60
5"	18.00	5"	5"	7.75	511-0500-15	60
5"	18.00	5"	6"	7.75	511-0500-6-15	50

All Braided Hose Assemblies are Pressure Tested to Insure a Leak Tight Installation.


Contact One Of Our Product Specialists For Assistance



# S/S BRAIDED METAL HOSES

## TYPE 512 - MALE NPT X MALE NPT

T-321 STAINLESS STEEL BRAIDED METAL HOSE  
A 53-E GR B CARBON STEEL MALE NPT THREAD EACH ENDS



### NOTES

- Longer Lengths Available
- Stainless Steel Fittings Available on Request.

## TYPE 513 - MALE NPT X FEMALE UNION

T-321 STAINLESS STEEL BRAIDED METAL HOSE  
A 53-E GR B CARBON STEEL MALE NPT THREAD  
C/S 150# FEMALE UNION



SIZE	OVERALL LENGTH	NPT LENGTH A	NPT LENGTH B	PART NUMBER	MAX. PRESSURE @ 500°F
1/4"	10.00	1.50	1.50	512-0025-10	2,116
3/8"	10.00	1.50	1.50	512-0038-10	1,501
1/2"	10.00	1.50	1.50	512-0050-10	1,075
3/4"	11.00	2.00	2.00	512-0075-11	792
1"	12.00	2.00	2.00	512-0100-12	571
1-1/4"	13.00	2.00	2.00	512-0125-13	531
1-1/2"	14.00	2.00	2.00	512-0150-14	472
2"	15.00	2.50	2.50	512-0200-15	518
2-1/2"	18.00	3.00	3.00	512-0250-18	387
3"	18.00	3.00	3.00	512-0300-18	316
3-1/2"	20.00	4.00	4.00	512-0350-20	232
4"	20.00	4.00	4.00	512-0400-20	232
5"	20.00	4.00	4.00	512-0500-20	191
6"	20.00	4.00	4.00	512-0600-20	150

SIZE	OVERALL LENGTH	NPT LENGTH A	UNION LENGTH B	PART NUMBER	MAX. PRESSURE @ 500°F
1/4"	10.00	1.50	1.50	513-0025-10	150
3/8"	10.00	1.50	1.75	513-0038-10	150
1/2"	10.00	1.50	2.00	513-0050-10	150
3/4"	11.00	2.00	2.00	513-0075-11	150
1"	12.00	2.00	2.50	513-0100-12	150
1-1/4"	13.00	2.00	2.63	513-0125-13	150
1-1/2"	14.00	2.00	2.75	513-0150-14	150
2"	15.00	2.50	3.00	513-0200-15	150
2-1/2"	18.00	3.00	3.38	513-0250-18	150
3"	18.00	3.00	4.00	513-0300-18	150
4"	20.00	4.00	4.50	513-0400-20	150

## TYPE 514 - FIXED FLANGE X MALE NPT

T-321 STAINLESS STEEL BRAIDED METAL HOSE  
125/150# A-36 CARBON STEEL FIXED FLANGE  
A 53-E GR B CARBON STEEL MALE NPT



### NOTES

- Reducing Flanges Available on Request.
- Longer Lengths Available
- Stainless Steel Fittings Available on Request.
- See page 33, for Flange Specifications

## TYPE 515 - FEMALE NPT COUPLING X FIXED FLG.

T-321 STAINLESS STEEL BRAIDED METAL HOSE  
125/150# A-36 CARBON STEEL FIXED FLANGE  
C/S A105 FEMALE NPT COUPLING



SIZE	OVERALL LENGTH	MNPT SIZE A	FLG SIZE B	PART NUMBER	MAX. PRESSURE @ 500°F
2"	10.00	2"	2"	514-0200-10	150
2"	10.00	2"	3"	514-0200-3-10	90
2-1/2"	12.00	2-1/2"	2-1/2"	514-0250-12	110
2-1/2"	12.00	2-1/2"	3"	514-0250-3-12	90
3"	12.00	3"	3"	514-0300-12	90
3"	12.00	3"	4"	514-0300-4-12	80
4"	16.00	4"	4"	514-0400-16	80
4"	16.00	4"	5"	514-0400-5-16	60
5"	16.00	5"	5"	514-0500-16	60
5"	16.00	5"	6"	514-0500-6-16	50
6"	16.00	6"	6"	514-0600-16	50
6"	18.00	6"	8"	514-0600-8-18	45

SIZE	OVERALL LENGTH	FNPT SIZE A	FLG SIZE B	PART NUMBER	MAX. PRESSURE @ 500°F
2"	10.00	2"	2"	515-0200-10	150
2"	10.00	2"	3"	515-0200-3-10	90
2-1/2"	12.00	2-1/2"	2-1/2"	515-0250-12	110
2-1/2"	12.00	2-1/2"	3"	515-0250-3-12	90
3"	12.00	3"	3"	515-0300-12	90
3"	12.00	3"	4"	515-0300-4-12	80
4"	16.00	4"	4"	515-0400-16	80
4"	16.00	4"	5"	515-0400-5-16	60
5"	16.00	5"	5"	515-0500-16	60
5"	16.00	5"	6"	515-0500-6-16	50
6"	16.00	6"	6"	515-0600-16	50
6"	18.00	6"	8"	515-0600-8-18	45

All Braided Hose Assemblies are Pressure Tested to Insure a Leak Tight Installation.






# CAT S/S BRAIDED METAL HOSES

## TYPE 520, TYPE 521L & TYPE 522L - FLOATING WATER CAT FLANGE X LOW PRESSURE ANSI FIXED FLANGE

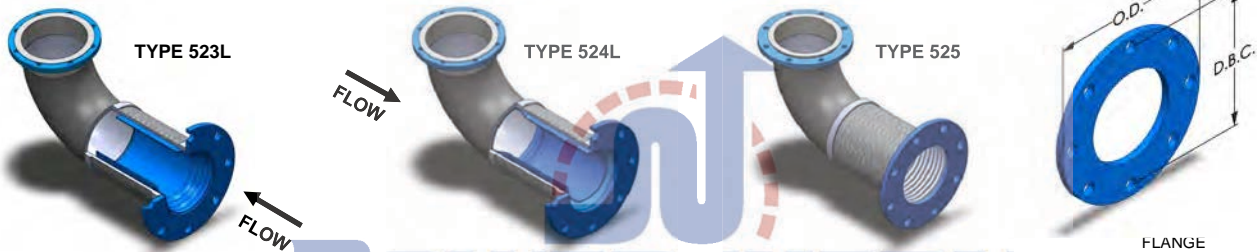
T-321 STAINLESS STEEL BRAIDED METAL HOSE, 125/150# A-36 CARBON STEEL FIXED FLANGE, CAT 3500 AFTERCOOLER / JACKET WATER NLET/ OUTLET, T-321 STAINLESS STEEL FLOW LINER (TYPE 521L & TYPE 522L)



HOSE SIZE	OVERALL LENGTH	CAT FLG. O.D.	CAT FLG. D.B.C.	CAT NO. OF HOLES	CAT HOLE DIA.	ANSI FLG. SIZE	TYPE 520 PART NUMBER	MAX. PRESSURE @ 500°F	TYPE 521L PART NUMBER	MAX. PRESSURE @ 500°F	TYPE 522L PART NUMBER	MAX. PRESSURE @ 500°F
3"	12.00	5.94	4.92	4	0.56	3"	520-0300-12	90	521-0300-12L	90	522-0300-12L	90
3"	12.00	5.94	4.92	4	0.56	4"	520-0300-4-12	90	521-0300-4-12L	90	522-0300-4-12L	90
5"	16.00	7.64	6.88	8	0.44	5"	520-0500-16	60	521-0500-16L	60	522-0500-16L	60
5"	16.00	7.64	6.88	8	0.44	6"	520-0500-6-16	60	521-0500-6-16L	60	522-0500-6-16L	60
6"	16.00	8.86	7.87	8	0.44	6"	520-0600-16	60	521-0600-16L	60	522-0600-16L	60

## TYPE 523L, TYPE 524L & TYPE 525 - FLOATING WATER CAT FLANGE X 90° ELBOW X LOW PRESSURE ANSI FIXED FLANGE WITH FLOW LINER

T-321 STAINLESS STEEL BRAIDED METAL HOSE, 125/150# A-36 CARBON STEEL FIXED FLANGE, CAT 3500 AFTERCOOLER / JACKET WATER OUTLET, T-321 STAINLESS STEEL FLOW LINER, CARBON STEEL 90° TUBE ELBOW.



HOSE SIZE	OVERALL LENGTH	CAT FLG. O.D.	CAT BOLT CIRCLE	CAT NO. OF HOLES	CAT HOLE DIA.	ANSI FLG. SIZE	C/L DIM	TYPE 523L PART NO.	MAX. PRESSURE @ 500°F	TYPE 524L PART NO.	MAX. PRESSURE @ 500°F	TYPE 525 PART NO.	MAX. PRESSURE @ 500°F
3"	15.00	5.94	4.92	4	0.56	3"	5	523-0300-15L	90	520-0300-15L	90	525-0300-15L	90
3"	15.00	5.94	4.92	4	0.56	4"	5	523-0300-4-15L	90	520-0300-4-15L	90	525-0300-4-15L	90
5"	21.00	7.64	6.88	8	0.44	5"	8	523-0500-21L	60	520-0500-21L	60	525-0500-21L	60
5"	21.00	7.64	6.88	8	0.44	6"	8	523-0500-6-21L	60	520-0500-6-21L	60	525-0500-6-21L	60
6"	21.00	8.86	7.87	8	0.44	6"	8	523-0600-21L	60	520-0600-21L	60	525-0600-21L	60

All Braided Hose Assemblies are Pressure Tested to Insure a Leak Tight Installation.

### NOTES

- Reducing Flanges Available on Request.
- Longer Lengths Available
- Stainless Steel Fittings Available on Request.
- See page 33, for Flange Specifications

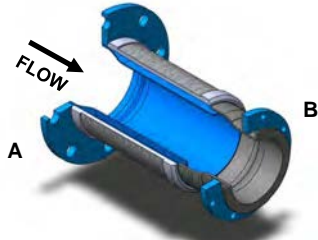


Contact One Of Our Product Specialists For Assistance




# CAT S/S BRAIDED METAL HOSES

**TYPE 527 - FIXED FLANGE X FLOATING FLANGE**



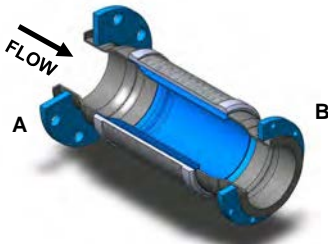
SIZE	OVERALL LENGTH	ANSI FLG SIZE A	CAT FLG. SIZE B	FLOW LINER O.D.	PART NUMBER	MAX. PRESSURE @ 500°F
6"	16.00	6"	5"	4.75	527-0600-16	60

**TYPE 528 - FIXED FLANGE X FLOATING FLANGE**




SIZE	OVERALL LENGTH	ANSI FLG SIZE A	CAT FLG. SIZE B	FLOW LINER O.D.	PART NUMBER	MAX. PRESSURE @ 500°F
6"	16.00	6"	5"	4.75	528-0600-16	60

**TYPE 529 - FIXED FLANGE X FLOATING FLANGE**




SIZE	OVERALL LENGTH	ANSI FLG SIZE A	CAT FLG. SIZE B	FLOW LINER O.D.	PART NUMBER	MAX. PRESSURE @ 500°F
6"	16.00	5"	5"	4.75	529-0600-5-16	60

**TYPE 530 - FIXED FLANGE X FLOATING FLANGE**




SIZE	OVERALL LENGTH	ANSI FLG SIZE A	CAT FLG. SIZE B	FLOW LINER O.D.	PART NUMBER	MAX. PRESSURE @ 500°F
6"	16.00	5"	5"	4.75	530-0600-5-16	60

**TYPE 531 - FLOATING FLG X 90° X FLOATING FLG.**



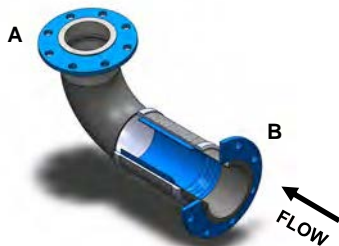
SIZE	OVERALL LENGTH	ANSI FLG SIZE A	CAT FLG. SIZE B	FLOW LINER O.D.	PART NUMBER	MAX. PRESSURE @ 500°F
6"	21.00	5"	5"	5.00	531-0600-5-21	60

**TYPE 532 - FLOATING FLG X 90° X FLOATING FLG.**



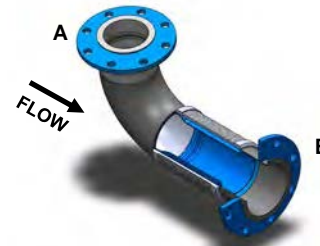
SIZE	OVERALL LENGTH	ANSI FLG SIZE A	CAT FLG. SIZE B	FLOW LINER O.D.	PART NUMBER	MAX. PRESSURE @ 500°F
6"	21.00	5"	5"	5.00	532-0600-5-21	60

**TYPE 533 - FLOATING FLG X 90° X FLOATING FLG.**



SIZE	OVERALL LENGTH	ANSI FLG SIZE A	CAT FLG. SIZE B	FLOW LINER O.D.	PART NUMBER	MAX. PRESSURE @ 500°F
6"	21.00	6"	5"	5.00	533-0600-21	60

**TYPE 534 - FLOATING FLG X 90° X FLOATING FLG.**



SIZE	OVERALL LENGTH	ANSI FLG SIZE A	CAT FLG. SIZE B	FLOW LINER O.D.	PART NUMBER	MAX. PRESSURE @ 500°F
6"	21.00	6"	5"	5.00	534-0600-21	60

All Braided Hose Assemblies are Pressure Tested to Insure a Leak Tight Installation.

Contact One Of Our Product Specialists For Assistance

