



UNIVERSITY *of* CAMBRIDGE
ESOL Examinations

Top Tips for **FCE**

TOP TIPS FOR FCE

Acknowledgements

Cambridge ESOL is grateful to the following author and publisher for permission to reproduce copyright material in the text:

Little, Brown Book Group for the adapted text on pages 14 and 15 from *A Case to Answer* by Margaret Yorke © Little, Brown Book Group.

Every effort has been made to identify the copyright owners for material used, but it has not always been possible to identify the source or contact the copyright holders. In such cases, Cambridge ESOL would welcome information from the copyright owners.

For permission to reproduce photographs:

Corbis for p. 50, pp. 54–55
Getty Images for pp. 54–55 (parking ticket)
Ark Creative for pp. 54–55 (tickets)

Cambridge ESOL would also like to thank the following for their contributions to this project: Petrina Cliff, Heather Daldry, Helen Naylor, Jacky Newbrook, Felicity O'Dell and Brian Orpet.

University of Cambridge ESOL Examinations

1 Hills Road, Cambridge, CB1 2EU, UK
www.CambridgeESOL.org






© UCLES 2008
Second printing 2010

Copyright. The contents of this publication are covered by international copyright law. All rights reserved; no part of this document may be reproduced, stored in a retrieval system, or transmitted in any form or by any means, electronic, mechanical, photocopying, recording or otherwise, without the prior written consent of University of Cambridge ESOL Examinations. Action may be taken against individuals and institutions who do not observe these copyright restrictions.

First published 2008
Printed in the United Kingdom by Océ (UK) Ltd

ISBN: 978-1-906438-76-0

Contents

Introduction	4
Guide to FCE task types	6
How to revise for FCE	7
 Paper 1: Reading	13
 Paper 2: Writing	21
 Paper 3: Use of English	27
 Paper 4: Listening	37
 Paper 5: Speaking	47
What to do on the day	59
Computer-based FCE (CB FCE)	66
What next after FCE?	68
Installing the CD-ROM	70

TOP TIPS FOR FCE

Introduction

Top Tips for FCE is an essential part of your revision for the First Certificate in English (FCE), the B2-level exam from Cambridge ESOL. Each of the five main chapters (Reading, Writing, Use of English, Listening and Speaking) follows the same structure and is based on a series of pieces of advice (the ‘tips’) which examiners have collected from many years’ experience of setting and marking FCE papers.

Each section usually starts with a tip at the top of the page. The tip is followed by an example taken from real FCE material and a clear explanation to help you understand exactly what it means.

Each chapter ends with some more ‘General tips’ for that paper. There is also a handy section at the beginning of the book on how to revise for FCE and a very important section at the back on what you should do on the day of the exam.

How to use *Top Tips for FCE*

Take the *Top Tips for FCE* book with you and read it when you have a few minutes during the day. Then use the CD-ROM to practise at home: it contains a real FCE exam for you to try, together with the answers for Reading, Use of English and Listening and some sample student answers for the Writing paper. The CD-ROM also includes all the recordings for the Listening paper and a video of real students doing an FCE Speaking test, to show you exactly what you will have to do when you take the test. Practise with some classmates using the Speaking test material on the CD-ROM and compare your performance with the students on the video.

Top Tips for FCE is flexible. You can look at a different tip from a different paper every day, or you can start at the beginning with the tips for the Reading paper and work through until you get to the end of the tips for the Speaking test. Whichever method you prefer, read the example and the explanation carefully to make sure that you understand each tip. When you have understood all the tips for each paper, try the real exam on the CD-ROM.

Guide to symbols



This symbol introduces the 'tip' which is usually at the top of the page. Each tip is some useful advice to help you find the right answer for Reading, Use of English or Listening. For Writing, the tips show you how to write a better answer to the question, and for Speaking, they explain how you can give good answers which show your true level of English to the examiners.



This is an extra piece of advice which is important for this particular part of the test.



This symbol tells you to go to the CD-ROM, where you will find a real FCE exam to try.

We hope that *Top Tips for FCE* will help you with your preparation for taking the FCE exam.

Cambridge ESOL