



# TORCHMATE® EDUCATION

CNC PLASMA TABLE EDUCATION





## The Lincoln Electric Company

Founded in 1895 by John C. Lincoln, The Lincoln Electric Company is the world leader in the design, development and manufacture of arc welding products, robotic arc welding systems, plasma and oxyfuel cutting equipment and has a leading global position in the brazing and soldering alloys market. Headquartered in Cleveland, Ohio, Lincoln Electric has a global network of manufacturing, distribution, sales and technical support covering more than 160 countries.

### INNOVATION

With a long history of innovation in arc welding and cutting equipment, Lincoln Electric has been providing state-of-the-art products and comprehensive process solutions to our customers for more than a century. In the past decade, we have combined the resources and expertise of several leading companies – Torchmate®, Vernon Tool®, Burny Kaliburn®, Burlington Automation® and others – to create a single cutting entity to address every possible customer need. What's more, we've developed a worldwide network of R&D centers to oversee the most comprehensive research and product development program in the global welding and cutting industries.


### CUSTOMER COMMITMENT AND SUPPORT

Lincoln Electric owes its position as an industry leader to an enduring combination of high quality products, technical expertise and unwavering customer support. Whether you're welding, cutting, integrating an automated system into your existing operation or taking your existing automated system to a new level, we'll help you find a way to do it better and more cost-efficiently. If there's a way to improve your product and your bottom line, we'll show you how it can be done.



**We are driven by customer satisfaction and known as the supplier of choice in the many industries we serve. We continuously strive to exceed customer expectations and are not simply known as a provider of equipment and consumables, but as a provider of complete welding and cutting solutions.**





# CNC Plasma Cutting | The Gateway to Robotics

## Equipping The Next Generation with Manufacturing Skills

Lincoln Electric® is proud to lead the robotic education revolution with a CNC plasma cutting table that has been designed with the classroom in mind. Our systems include everything your classroom will need to start cutting the day that your machine arrives. We compiled our ready-to-run Torchmate® 4400 and 4800 cutting tables with a host of expanded features to maximize their efficiency in the classroom.

We set the bar for the education industry by offering our CAD EDU software program with unlimited student licenses. This alone gives educators the freedom to add as many students as needed without additional license costs. This CAD EDU license also allows teachers to approve all cut files before they are able to be cut on the CNC machine. As an added bonus, we also include our ProText module that adds over 1,300 fonts and over 4,000 clip art images directly into the software. Lastly, we have included access to a private online community for educators to discuss and share projects as well as build a network to develop lesson plans and gain access to technical support.

Lincoln Electric® offers a number of training opportunities exclusively for educators. Please ask your sales representative for details or visit [torchmate.com](http://torchmate.com) today!

### Educational Package Option Includes:

- Unlimited Student License
- Protext Module
- One Year Instructor Curriculum Subscription
- \$4,312.02 value for only \$1,209.72

# The Cutting Industry

## Cutting Solutions to Meet the Most Demanding Requirements – Yours.



Lincoln Electric is no stranger to the fabrication industry. It's the arena in which we've maintained a leadership position for more than a century. In our company's history, we've learned that welding is always synonymous with cutting. It's a fact of life in virtually every related industry: aerospace, automotive, machinery, mining, farming, construction, structural steel, oil, gas and more. No matter the application, no matter the material, no matter the shape, we have the tools and solutions that will enable you to make the cut.

### OUR MANY DIMENSIONS, YOUR SINGLE SOURCE

At every step in our evolution we've focused on building a portfolio of expertise that encompasses every cutting application within the fabrication and industrial manufacturing universe: plasma cutting and motion control, plate cutting, tube and pipe cutting, structural steel cutting and more. There are no miscellaneous brands or products; every segment of Lincoln Electric's overall business is directly aimed at providing solutions to the challenges you face every day. After all, cutting is about much more than just material separation; it's about material handling, robotics and automation, regulatory compliance, part quality and a host of other concerns. We're the one source and the one partner you'll ever need to address it all.

### INSTRUCTION ENGINEERED BY LINCOLN ELECTRIC

The U/LINC curriculum has been designed to allow maximum flexibility for its instructors. Encompassing both classroom and lab instruction, each 50-90 minute lesson plan comes complete with objectives, a resource list, interest approach, content with suggested instructional strategies, and student evaluation. Laboratory exercises devised to enhance lesson concepts are embedded in the curriculum as well. Additionally, e-learning classes have been incorporated to augment traditional instruction and provide further content to facilitate student learning outside the classroom.





# Performance In Motion

Advanced Technology | Simple Operation



## Ready To Run In 30 Minutes

The TORCHMATE® 4400 | 4800 CNC plasma cutting systems by Lincoln Electric® offer a unique teaching experience. Its design, components, and construction were all engineered to deliver exceptional repeatability and performance. Rapid delivery and setup time gets your machine up and running quickly with limited assembly required. Our best-in-class warranty, industry leading support, and low operation costs ensure you spend more time teaching.

The Torchmate 4400 and the Torchmate 4800 include all necessary components to operate the system, including: an integrated touchscreen HMI, industrial grade user console with adjustable mounting arm, and a proprietary motion control system. Our standard 80 amp power supply delivers 65% faster cut speeds and cost savings of up to 45% in consumables. The 4400 and 4800 produce cycle times that are 2.5 times faster than our previous system.

## APPLICATIONS

- » SMALL METAL FABRICATION SHOPS
- » SHEET METAL CONTRACTORS
- » HOBBYISTS & ARTISTS
- » CUSTOM VEHICLE FABRICATORS
- » PROTOTYPING
- » EDUCATION
- » RACING INDUSTRY

# 4000 TC Pipe & Tube Cutter

Let Your Students Discover Real Automation


Featuring a rugged design and powered by the Torchmate® Visual Machine Designer software, the tube cutter improves pipe fabrication productivity and quality by consolidating set-up, programming, and cutting into one easy operation.



Ideal for educational environments, the 4000 TC is able to produce a series of weld coupons that are ready to weld with little to no prep, giving your students the advantages of producing a real part.

## 4000 TC


- Simple and fast setup to 4x00 series tables
- Single HMI, Controller, Plasma Cutter, and Power Supply
- Cut and profile pipe diameters between 1.5" to 6.625" (38.1mm to 168.275mm)
- Maximum capacity of 6" (152.4mm) schedule 40 pipe
- 2" Through-chuck allows for pieces of pipe longer than 84"
- Standard 45° motorized bevel attachment
- WinMPM offers fast learning curve and easy start-up procedure



# 5x10 CNC Plasma Table - Torchmate® 5100

## Torchmate 5100

The Torchmate 5100 is our flagship CNC plasma table and is our most advanced and rugged machine. This machine was built from the ground up by Lincoln Electric engineers to handle full days of cutting. This is the top choice for premier educational institutions. The machine can be used for flat plate cutting and can also have a bevel attachment added which allows for up to +/- 50° bevel cuts. The Torchmate 5100 is fast and convenient to setup with advanced and easy to use controls. Each machine is fully commissioned by one of our trained experts, ensuring that you are ready to operate the machine immediately. In addition, our training options are the best in the industry, allowing you to easily bring new instructors on board.



## ACCESSORIES | OPTIONS

### Table Options:

- Water Table
- Multi-Zone Downdraft Table
- Fume Control System

### Plasma Power Supply Options:

- 125 Amp Conventional Plasma
- 200 Amp Conventional Plasma
- 275 Amp HD Plasma
- 400 Amp HD Plasma

### Tooling Options:

- Rotating Bevel Head Attachment +/- 50°
- Pneumatic Plate Marker

## SYSTEM INCLUDES

- Ohmic Initial Height Sense with Automatic Torch Height Control
- Onboard CAM with Irregular Part Nesting
- Dual-Channel Safety System with Independent Drives Power Switch
- Popular Shape Library
- DXF & DWG Importer
- Industrial Touch-Screen HMI
- Material Slat Supports Included
- Consumable Starter Kit
- Genuine Plasma Consumables Program

## APPLICATIONS

- Educational Institutions
- Fabrication Shops
- Maintenance Facilities
- Structural Steel Contractors
- Ship Building
- Construction Industry
- Mining Industry











We offer a wide range of training options to help you learn how to operate your machine. Visit [Torchmate.com/Seminars](https://Torchmate.com/Seminars) or give us a call us at **775-673-2200** to sign up for a training course and accelerate your knowledge of machine operations today!

## Industry Leading Support

### The Tools to Train Your Operators

Online	<b>Fabrication Forum</b>	Fabrication Forum is an online community of Torchmate customers where you can find tips, project ideas, troubleshooting, and general fabrication help for your machine. Login to <a href="https://FabricationForum.com">FabricationForum.com</a> to collaborate with other members and find your next project build.	
	<b>Torchmate University</b>	Torchmate University is the first virtual CNC plasma cutting training program in the industry. TMU covers three main topics: CAD Training, CNC Training, and Build Projects to help you become familiar with machine operation. <a href="https://Torchmate.com/University">Torchmate.com/University</a>	
	<b>Torchmate® Academy</b>	Torchmate Academy is our brand new advanced online training system for the Torchmate 4x00 series tables. TMA includes high definition, detailed video walkthroughs from start to finish machine setup and maintenance. <a href="https://Torchmate.com/Academy">Torchmate.com/Academy</a>	
Classroom	<b>Regional Class 3 Days</b>	Torchmate offers table operations and CAD training across the United States of America for your convenience. To view our training schedule, visit <a href="https://Torchmate.com/Seminars">Torchmate.com/Seminars</a> and book a class with our expert trainers near you.	
	<b>Reno Class 3 Days</b>	Torchmate offers in-house training classes right here in our production facility. The interactive training classes are designed to teach you everything you need to know about your Torchmate machine and give you a hands-on training experience. To view our training schedule, visit <a href="https://Torchmate.com/Seminars">Torchmate.com/Seminars</a> .	
Private	<b>Reno Private 2 Days</b>	Torchmate also provides scheduled private training sessions with one of our expert trainers. The private training sessions can be customized and tailored to your individual business needs.	
Onsite	<b>OnSite 2-3 Days</b>	If you need professional setup, operation, or maintenance help with your Torchmate machine at your facility, Torchmate will send one of our factory trained technicians to your direct location to assist.	