



ALL Converters

General Information - Converter Identification

1.1



The Catalogue is organized in the following sequence; Manufacturer e.g. Chrysler, Ford, General Motors etc (alphabetically), then by Transmission Type (again alphabetically) and finally by Converter Code (TCS Code). The section below the Converter Part Number (Grey Band) is for information unique to the converter that may assist you in the correct identification. The Yellow Area below that with the Heading in Bold Print is for the "standard" converter identifying data. A photo of the front and rear surfaces of the converter is provided when one is available. Additional data pages are included at the front of each manufacturers section again, to assist in the identification of the correct converter.

Year	Engine	Dia	Hub	SPL	Pilot	Mount	Pilot Center To Bolt Center	Stall
	May specify various Engine Types	in Inches	Type or a Measurement	Count	Measurement	Describes Type of Mount	Specified in inches	General Rating

1.2

Year	Engine	Dia	Hub	SPL	Pilot	Mount	Pilot Center To Bolt Center	Stall
------	--------	-----	-----	-----	-------	-------	-----------------------------	-------

ALL Converters

General Information - Converter Identification

1.2

Torque Converter Identification Tips

OEM Manufacturers label their torque converters with ID codes that can be in a variety of forms;

- ⇒ Stenciled Paint Code
- ⇒ Stamped Metal Code
- ⇒ Coded Sticker

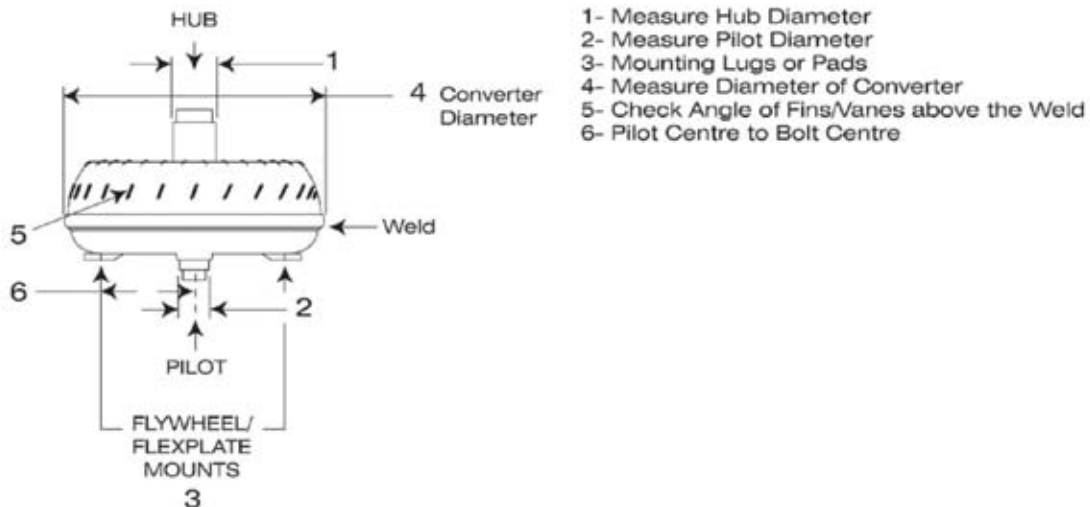
These codes are required by our Sales Staff so that we can properly specify the correct replacement torque converter for your vehicle.

Note: OEM Torque Converters are not painted. If the Torque Converter needing replacement has been painted, it is not an original unit - *it has been re-manufactured*. If the unit has been re-manufactured, whatever codes that may be on it – stamped, sticker etc are not to be trusted or to be considered useful in helping us to identify the correct unit for you.

The correct way to identify the right converter for the job (if the existing unit is a re-build) is to provide us with the following information;

- Vehicle Year, Make and Model
- Converter Diameter (4)
- Hub size (1)
- Pilot centre to bolt centre distance. (6)
- Engine size
- Type of Mount (3)
- Pilot size (2)
- Input Shaft Spline count

The following diagram can help you understand how to obtain this information;



- 1- Measure Hub Diameter
- 2- Measure Pilot Diameter
- 3- Mounting Lugs or Pads
- 4- Measure Diameter of Converter
- 5- Check Angle of Fins/Vanes above the Weld
- 6- Pilot Centre to Bolt Centre



ALLISON

AT540

540-2



Year	Engine	Dia	Hub	SPL	Pilot	Mount	Pilot Center To Bolt Center	Stall
Diesel								

540-3



Year	Engine	Dia	Hub	SPL	Pilot	Mount	Pilot Center To Bolt Center	Stall
Diesel								

1000/2000

35-1



Stall Torque Ratio 2.01:1, Codes: 29530318, 29538348, 29538529, 29541293, 29543003
Numbers are on bar code labels next to mounting pads

Year	Engine	Dia	Hub	SPL	Pilot	Mount	Pilot Center To Bolt Center	Stall
		13 3/8"	2.295	25	1.700	6 Pads	5 3/4"	

35-1BC



Stall Torque Ratio 2.01:1, Codes: 29530318, 29538348, 29538529, 29541293, 29543003
Numbers are on bar code labels next to mounting pads

Year	Engine	Dia	Hub	SPL	Pilot	Mount	Pilot Center To Bolt Center	Stall
2001	Duramax Diesel	13 3/8"	2.293	25	1.701	6 Pads	5 3/4"	

35-2BC



Stall Torque Ratio 1.75:1, Codes: 29530317, 29538347, 29538528, 29540484, 29543017
Numbers are on bar code labels next to mounting pads

Year	Engine	Dia	Hub	SPL	Pilot	Mount	Pilot Center To Bolt Center	Stall
2001	Duramax Diesel	13 3/8"	2.293	25	1.701	6 Pads	5 3/4"	



ALLISON

1000/2000

35-3BC



GMC Silverado, Stall Torque Ratio 2.06:1, Codes: 29534832, 29538197, 29538531, 29543015 Numbers are on bar code labels next to mounting pads

Year	Engine	Dia	Hub	SPL	Pilot	Mount	Pilot Center To Bolt Center	Stall
2001	8.1L	13 3/8"	2.295	25	1.700	6 Pads	5 3/4"	

35-1MD



Stall Torque Ratio 2.01:1, Codes: 29530318, 29538348, 29538529, 29541293, 29543003 Numbers are on bar code labels next to mounting pads

Year	Engine	Dia	Hub	SPL	Pilot	Mount	Pilot Center To Bolt Center	Stall
	Duramax Diesel	13 3/8"	2.295	25	1.700	6 Pads	5 3/4"	

35-2



Stall Torque Ratio 1.75:1, Codes: 29530317, 29538347, 29538528, 29540484, 29543017 Numbers are on bar code labels next to mounting pads

Year	Engine	Dia	Hub	SPL	Pilot	Mount	Pilot Center To Bolt Center	Stall
		13 3/8"	2.295	25	1.700	6 Pads	5 3/4"	

35-3



Stall Torque Ratio 2.06:1, Codes: 29534832, 29538197, 29538531, 29543015 Numbers are on bar code labels next to mounting pads

Year	Engine	Dia	Hub	SPL	Pilot	Mount	Pilot Center To Bolt Center	Stall
	8.1L	13 3/8"	2.295	25	1.700	6 Pads	5 3/4"	

Specialty Transmission Tools





ALpha-Romeo/BWM/Peugeot

ZF3HP22

ZF3-1

No Photo Available

BMW With Cooling Shroud

Year	Engine	Dia	Hub	SPL	Pilot	Mount	Pilot Center To Bolt Center	Stall
76-84		11 1/2"	Slots	27	0.825x1 3/4"	4 Square Nuts	4 1/2"	

ZF3-2

No Photo Available

BMW With Cooling Fins

Year	Engine	Dia	Hub	SPL	Pilot	Mount	Pilot Center To Bolt Center	Stall
76-84		10 1/4"	Slots	27	0.825	4 Rectangular Nuts	4 1/4"	

ZF3-3

No Photo Available

BMW With Cooling Shroud

Year	Engine	Dia	Hub	SPL	Pilot	Mount	Pilot Center To Bolt Center	Stall
76-84		10 3/4"	Slots	27	0.825	4 Rectangular Nuts	4 1/2"	

ZF3-4

No Photo Available

BMW With Cooling Shroud Mounts 7/8" Thick

Year	Engine	Dia	Hub	SPL	Pilot	Mount	Pilot Center To Bolt Center	Stall
76-84		10 3/4"	Slots	27	1.275x2"	4 Rectangular Nuts	4 1/2"	

ZF3-5

No Photo Available

BMW With Cooling Shroud

Year	Engine	Dia	Hub	SPL	Pilot	Mount	Pilot Center To Bolt Center	Stall
76-84		10 1/4"	Slots	27	0.825	4 Round Nuts	4 1/4"	



ALpha-Romeo/BWM/Peugeot

ZF3HP22

ZF3-6

No Photo Available

Subaru With Cooling Fins and 135 Tooth Ring Gear

Year	Engine	Dia	Hub	SPL	Pilot	Mount	Pilot Center To Bolt Center	Stall
76-84		10 1/4"	Slots	27	0.825	4 Rectangular Nuts	4 1/4"	

ZF3-7

No Photo Available

Peugeot With Cooling Fins, Mounts 3/8" Thick

Year	Engine	Dia	Hub	SPL	Pilot	Mount	Pilot Center To Bolt Center	Stall
76-84	Diesel	9 3/4"	Slots	27	0.825	4 Rectangular Nuts	4 1/4"	

ZF3-8

No Photo Available

Peugeot With Cooling Shroud and 135 Tooth Ring Gear

Year	Engine	Dia	Hub	SPL	Pilot	Mount	Pilot Center To Bolt Center	Stall
76-84		10 1/4"	Slots	27	0.815	4 Round Nuts	4 1/4"	

ZF3-9

No Photo Available

Year	Engine	Dia	Hub	SPL	Pilot	Mount	Pilot Center To Bolt Center	Stall
76-84		10 7/8"	Slots	27	1.257	4 Rectangular Nuts	4 5/8"	



ALpha-Romeo/Audi/BMW/Jaguar/LandRover/Peugeot/Volvo

ZF4HP14/ZF4HP18

ZF4-14



With Code G7 Eagle Premier

Year	Engine	Dia	Hub	SPL	Pilot	Mount	Pilot Center To Bolt Center	Stall
87-On	6 cyl	11"	Slots Stepped	34	1.257	3 Rectangular Mounts	4 5/8"	

ZF4-15



With Code Z6

Year	Engine	Dia	Hub	SPL	Pilot	Mount	Pilot Center To Bolt Center	Stall
87-On		11 1/2"	Slots Stepped	27	1.257	3 Rectangular Mounts	4 5/8"	

ZF4-17



Year	Engine	Dia	Hub	SPL	Pilot	Mount	Pilot Center To Bolt Center	Stall
88-On		12"	Slots Stepped	21	1.257	3 Rectangular Pads	5 1/4"	

ZF4-18



Code D6

Year	Engine	Dia	Hub	SPL	Pilot	Mount	Pilot Center To Bolt Center	Stall
86-On		10 7/8"	Slots Stepped	22	1.100	3 Pads	4 5/8"	

ZF4-19

No Photo Available

Code K8

Year	Engine	Dia	Hub	SPL	Pilot	Mount	Pilot Center To Bolt Center	Stall
		10"	Slots Stepped	29		3 Pads	4 1/2"	



ALpha-Romeo/Audi/BMW/Jaguar/LandRover/Peugeot/Volvo

ZF4HP14/ZF4HP18

ZF4-23



Code M6 Alpha Romeo

Year	Engine	Dia	Hub	SPL	Pilot	Mount	Pilot Center To Bolt Center	Stall
1991		10 15/16"	Slots Stepped	34	0.629	3 Rectangular Pads	4 5/8"	



ALpha-Romeo/Audi/BMW/Jaguar/LandRover/Peugeot/Volvo/GM

ZF4HP16

ZF4-24

No Photo Available

Chevy OPTRA 90A Stenciled on front.

Year	Engine	Dia	Hub	SPL	Pilot	Mount	Pilot Center To Bolt Center	Stall
2005		10 3/4"	1.496	23	.825	3 Rect Pads	4 11/16"	



ALpha-Romeo/Audi/BMW/Jaguar/LandRover/Peugeot/Volvo

ZF4HP14/ZF4HP18

ZF-35

Code N19 Trans ZF4HP18 SAAB 9000

No Photo Available

Year	Engine	Dia	Hub	SPL	Pilot	Mount	Pilot Center To Bolt Center	Stall
1995		10 15/16"	1.773 Slots	34	0.825	3 Pads	4 5/8"	

ZF-40

Audi Quattro A6 (AWD) Code: F11

No Photo Available

Year	Engine	Dia	Hub	SPL	Pilot	Mount	Pilot Center To Bolt Center	Stall
1991-97		10 7/8"	1.69-1.77 0	34	0.627	3 Rectangular	4 3/8"	



ALpha-Romeo/Audi/BMW/Jaguar/LandRover/Peugeot/Volvo

ZF4HP22/ZF4HP24/ZF5HP-18

ZF4-1



Code R2, I1, N2, R1, R3, S1, U1, W2

Year	Engine	Dia	Hub	SPL	Pilot	Mount	Pilot Center To Bolt Center	Stall
85-On		11"	Slots Stepped	27	1.257	3 Holes in Plate	4 1/2"	

ZF4-2

No Photo Available

With Code C7

Year	Engine	Dia	Hub	SPL	Pilot	Mount	Pilot Center To Bolt Center	Stall
85-On		11"	Slots Stepped	27	1.257	3 Pads with Nuts	4 1/2"	

ZF4-3



Fits Volvo With Codes U3 and C3

Year	Engine	Dia	Hub	SPL	Pilot	Mount	Pilot Center To Bolt Center	Stall
85-On		11"	Slots Stepped	27	0.747	4 Holes in Plate	4 1/2"	

ZF4-4

No Photo Available

With Code A3

Year	Engine	Dia	Hub	SPL	Pilot	Mount	Pilot Center To Bolt Center	Stall
85-On		11"	Slots Stepped	27	1.257	4 Studs in Plate		

ZF4-5

No Photo Available

With Code C2

Year	Engine	Dia	Hub	SPL	Pilot	Mount	Pilot Center To Bolt Center	Stall
85-On		11"	Slots Stepped	27	0.943	3 Holes in Plate	5"	



Alpha-Romeo/Audi/BMW/Jaguar/LandRover/Peugeot/Volvo

ZF4HP22/ZF4HP24/ZF5HP-18

ZF4-6



With Code R4, 135 Tooth Ring Gear

Year	Engine	Dia	Hub	SPL	Pilot	Mount	Pilot Center To Bolt Center	Stall
85-On		11"	Slots Stepped	27	0.825	4 Pads with Nuts	4 1/4"	

ZF4-7



Fits Volvo with Code U3

Year	Engine	Dia	Hub	SPL	Pilot	Mount	Pilot Center To Bolt Center	Stall
85-On		11"	Slots Stepped	27	0.747	4 Pads with Nuts	4 1/4"	

ZF4-8



Fits Peugeot with Code M4

Year	Engine	Dia	Hub	SPL	Pilot	Mount	Pilot Center To Bolt Center	Stall
85-On		11"	Slots Stepped	27	1.100	4 Pads with Nuts	4 1/4"	

ZF4-9



Fits Jaguar with Code H3, Codes: AG,H3,T7,Z1,Z6

Year	Engine	Dia	Hub	SPL	Pilot	Mount	Pilot Center To Bolt Center	Stall
85-On		11 1/2"	Slots Stepped	27	1.258	3 Rectangular Mounts	4 5/8"	

ZF4-10



With Code N3

Year	Engine	Dia	Hub	SPL	Pilot	Mount	Pilot Center To Bolt Center	Stall
85-On		11"	Slots Stepped	27	0.943	3 Pads with Nuts	5"	



ALpha-Romeo/Audi/BMW/Jaguar/LandRover/Peugeot/Volvo

ZF4HP22/ZF4HP24/ZF5HP-18

ZF4-11



Fits BMW 735I with Code R2, W2

Year	Engine	Dia	Hub	SPL	Pilot	Mount	Pilot Center To Bolt Center	Stall
85-On		11"	Slots Stepped	27	1.257	3 Pads with Nuts	4 1/2"	

ZF4-12



With Code K2

Year	Engine	Dia	Hub	SPL	Pilot	Mount	Pilot Center To Bolt Center	Stall
85-On		11 3/4"	Slots Stepped	27	1.060	4 Rectangular Mounts	4 1/2"	

ZF4-13



With Code V2

Year	Engine	Dia	Hub	SPL	Pilot	Mount	Pilot Center To Bolt Center	Stall
85-On		10"	Slots Stepped	27	1.257	3 Pads with Nuts	4 1/2"	

ZF4-20



Code K7

Year	Engine	Dia	Hub	SPL	Pilot	Mount	Pilot Center To Bolt Center	Stall
		12 5/8"	Slots Stepped	27	1.257	6 Nuts	4 5/8"	

ZF4-22



Code E11, Code 07 Stenciled

Year	Engine	Dia	Hub	SPL	Pilot	Mount	Pilot Center To Bolt Center	Stall
		10 15/16"	Slots Stepped	34	0.629	3 Pads	4 5/8"	



Alpha-Romeo/Audi/BMW/Jaguar/LandRover/Peugeot/Volvo

ZF4HP22/ZF4HP24/ZF5HP-18

ZF4-25



Code T8

Year	Engine	Dia	Hub	SPL	Pilot	Mount	Pilot Center To Bolt Center	Stall
		10 7/8"	1.494-1.574	27	1.258	3 Pads with Nuts	4 7/16"	

ZF4-26



K17 Stenciled, 087 102 Stamp on side, 092 203 Stamp on Pump

Year	Engine	Dia	Hub	SPL	Pilot	Mount	Pilot Center To Bolt Center	Stall
		11 3/4"	Slots	27	1.257	3 Rectangular	4 5/8"	

ZF-33

No Photo Available

Code P1 BMW 745I

Year	Engine	Dia	Hub	SPL	Pilot	Mount	Pilot Center To Bolt Center	Stall
1984		11 3/4"	1.49 1.57	27	1.257	3 Pads	4 7/16"	

ZF-34

No Photo Available

Land Rover, Range Rover Discovery, Stencil U on front, 149 002 Stamped on top of Hub Side, Green Paint Splotch

Year	Engine	Dia	Hub	SPL	Pilot	Mount	Pilot Center To Bolt Center	Stall
94-98	2.5L Diesel	10 7/8"	1.494	27	1.060	4 Hole Plate	4 7/8"	

ZF-36



A11 Stenciled

Year	Engine	Dia	Hub	SPL	Pilot	Mount	Pilot Center To Bolt Center	Stall
		10 7/8"	1.49 1.57		1.257	3 Pads	5 3/16"	



ALpha-Romeo/Audi/BMW/Jaguar/LandRover/Peugeot/Volvo

ZF4HP22/ZF4HP24/ZF5HP-18

ZF-37

No Photo Available

Code P4 Jaguar

Year	Engine	Dia	Hub	SPL	Pilot	Mount	Pilot Center To Bolt Center	Stall
90-On		10 7/8"	1.690 1.773		0.826	4 Pads	4 1/4"	

ZF-38



Codes: L19, 49, D19, P27, U27 Stenciled 092201 Range Rover

Year	Engine	Dia	Hub	SPL	Pilot	Mount	Pilot Center To Bolt Center	Stall
1997	4.0L	11 11/16"	1.49	1.57	1.340	4 Hole Plate	4 7/16"	

ZF-49

No Photo Available

Range Rover, T27 Stencil on Front, 221 201 4 Stamped on Side

Year	Engine	Dia	Hub	SPL	Pilot	Mount	Pilot Center To Bolt Center	Stall
1998	4.0L	12 3/8"	1.494-1.574	27	1.340	4 Rectangular Pads	4 7/16"	



ALpha-Romeo/Audi/BMW/Jaguar/LandRover/Peugeot/Porche/Volvo

ZF4HP22HL

ZF-54

No Photo Available

Porche 911 Non Turbo, K10 Stenciled on front, 087 104 Stamped on Hub Side, 132 Tooth Ring Mounted to Pump

Year	Engine	Dia	Hub	SPL	Pilot	Mount	Pilot Center To Bolt Center	Stall
1992	3.2L	10 7/8"	1.494	27	1.260	8 Hole Ring	5 13/16"	



AUDI

ZF5HP19FL/A

ZF5-11

No Photo Available

Lock-Up, B11, 021 Stenciled on Front, 087 102, 149 002 Stamped on Hub Side

Year	Engine	Dia	Hub	SPL	Pilot	Mount	Pilot Center To Bolt Center	Stall
		10 7/8"	1.494	27	1.260	3 Pads w/c Nuts	4 7/8"	

ZF5-12



BMW 320I, T51, B51 Stenciled on Front, 370701 2821 14 Stamped on Front, 167 000 Stamped on Hub Side, A-11 Stenciled on Hub Side

Year	Engine	Dia	Hub	SPL	Pilot	Mount	Pilot Center To Bolt Center	Stall
2002		10 1/4"	1.790	27	1.260	3 Rectangular Pads	4 9/16"	

ZF-31

No Photo Available

Code K28, N24 Stenciled Audi

Year	Engine	Dia	Hub	SPL	Pilot	Mount	Pilot Center To Bolt Center	Stall
96-On		10 13/16"	1.773 Slots	27	0.630	3 Rectangular	4 5/8"	

AUDI/BMW/VW

ZF5HP19FL/A

ZF-42



VW Passat, Lock-up, F31 Stenciled, N28 Stenciled. 156 203 Stamped on top of pump, 156 202 Stamped on top of pump

Year	Engine	Dia	Hub	SPL	Pilot	Mount	Pilot Center To Bolt Center	Stall
2001	2.8L	10 7/8"	Slots	27	0.628	3 Rectangular Lugs	4 5/8"	

ZF-43



Audi A4, M28 Stenciled, A33 Stenciled, 156 201 Stamped on top of Pump

Year	Engine	Dia	Hub	SPL	Pilot	Mount	Pilot Center To Bolt Center	Stall
2001	1.8 Turbo	10 7/8"	Slots	27	1.260	3 Rectangular Lugs	4 5/8"	

ZF-44



C54 Stenciled C51, S38, N33 Stenciled 156 209 Stamped on top of pump.

Year	Engine	Dia	Hub	SPL	Pilot	Mount	Pilot Center To Bolt Center	Stall
2001	2.5L	10 7/8"	Slots	27	1.260	3 Rectangular Lugs	4 5/8"	

ZF-46

No Photo Available

Lock-Up, Audi A6 AWD, F35, 40+34, 51, Y61 Stenciled on Front Side, 156 208 Stamped on top of pump

Year	Engine	Dia	Hub	SPL	Pilot	Mount	Pilot Center To Bolt Center	Stall
1999	2.7L Twin Turbo	10 7/8"	1.690	27	.628	3 Rectangular Pads	4 5/8"	

ZF-51



130A Stencil, C Stamped between ribs in middle row of ribs.

Year	Engine	Dia	Hub	SPL	Pilot	Mount	Pilot Center To Bolt Center	Stall
		10 3/4"	1.496	23	0.825	3 Rectangular Pads	4 11/16"	



AUDI/BMW/Porsche/VW

ZF5HP19FL

ZF-55

Porche Boxter, Code H44, A32 stenciled on Front, 156 201 Stamped on Top of Hub Side, Mounting plate welded to front cover



Year	Engine	Dia	Hub	SPL	Pilot	Mount	Pilot Center To Bolt Center	Stall
1998		10 9/16"	1.690	27	1.180	3 Rect 2 holes each	5 1/16"	



Daewoo

ZF5HP19FL

ZF-56

90A Stenciled on Front

No Photo Available



AUDI/BMW/Porsche/VW

ZF5HP19FL

ZF-57

No Photo Available

Lock-Up, VW Passat, Q56 Stenciled on Front, 156 207 Stamped on top of Hub Side

Year	Engine	Dia	Hub	SPL	Pilot	Mount	Pilot Center To Bolt Center	Stall
2002	4.0L	10 13/16"	1.690	27	.627	3 Rectangular Pads	4 9/16"	

ZF-58

No Photo Available

Lock-Up, VW Passat, 061X Stenciled on Front, 156 200 Stamped on Top

Year	Engine	Dia	Hub	SPL	Pilot	Mount	Pilot Center To Bolt Center	Stall
2005	Diesel	10 7/8"	1.690	27	0.825	3 pads	4 5/8"	



AUDI/BMW/VW

ZF5HP24A

ZF-52

No Photo Available

AUDI A8, Lock-Up, V28 Stenciled on Front, 157 100 Stamped on Top Hub Side

Year	Engine	Dia	Hub	SPL	Pilot	Mount	Pilot Center To Bolt Center	Stall
1997	4.2L	10 5/8"	Slots	27	0.630	3 Pads	4 5/8"	

AUDI

ZF5HP24

ZF-41

No Photo Available

Code F38 BMW M5

Year	Engine	Dia	Hub	SPL	Pilot	Mount	Pilot Center To Bolt Center	Stall
1998		10 7/8"	1.573	27	1.26	4 Brackets with Nuts	5 3/16"	

ZF-45

No Photo Available

Jaguar XK8, Lock-Up, - K35 Q29, Q32 Stencil, 157 102 Stamp on top, 295001 4783 10 Stamp on Side

Year	Engine	Dia	Hub	SPL	Pilot	Mount	Pilot Center To Bolt Center	Stall
99-On		11"	1.575	27	1.374	3 Brackets w/Nuts	5 3/4"	

ZF-47



Lock-Up, Special Marks on Hub Side - Black Paint Blob 1" dia, 157 100 stamped on top, 224 101 stamped on side, D21, L31 Stenciled

Year	Engine	Dia	Hub	SPL	Pilot	Mount	Pilot Center To Bolt Center	Stall
		10 7/8"	1.575	27	1.060	4 Pads with Nuts	5 1/4"-5 3/16"	

ZF-48

No Photo Available

Lock-Up, L35 Stenciled on Front, 157 104 Stamped on Top of Hub Side

Year	Engine	Dia	Hub	SPL	Pilot	Mount	Pilot Center To Bolt Center	Stall
		10 7/8"	1.573	27	1.260	4 Brackets w/c Round Nuts	5 3/16"	



AUDI/BMW

ZF5HP24

ZF5-9

No Photo Available

L51 27 14 Stencil, 367302 3814 6 Stamp, 182 002 Stamp (on Top) of Hub Side

Year	Engine	Dia	Hub	SPL	Pilot	Mount	Pilot Center To Bolt Center	Stall
1998-2006	4.6L	12"		27	1.260	4 Raised Pads in Mounting Ring	5 3/16"	

ZF5-10



Audi A6, P35 Stencil 03 01 296001 1711 10 Stamped, Hub Side 157 100 Stamped, 01 01 Stamped 296001 1711 10 A-7, G29 Stenciled, 1 Black Dot

Year	Engine	Dia	Hub	SPL	Pilot	Mount	Pilot Center To Bolt Center	Stall
2001	4.2L	10 7/8"	1.575	27	0.628	3 Pads w/Nuts	4 9/16"	

AMC

BW8, BW12 (Cast Iron)

R-1

No Photo Available

With cooling shroud and 159 tooth ring-gear

Year	Engine	Dia	Hub	SPL	Pilot	Mount	Pilot Center To Bolt Center	Stall
56-61	6 Cyl	12"	2 Ears	17	1.625	6 Nuts	4"	

R-2

No Photo Available

Year	Engine	Dia	Hub	SPL	Pilot	Mount	Pilot Center To Bolt Center	Stall
58-61	V8	12 3/4"	2 Ears	17	1.625	6 Nuts	4"	

R-3

No Photo Available

Year	Engine	Dia	Hub	SPL	Pilot	Mount	Pilot Center To Bolt Center	Stall
58-66	327 ci	12 3/4"	2 Ears	17	1.625	6 Studs	5 3/4"	

R-7

No Photo Available

With 176 tooth ring-gear

Year	Engine	Dia	Hub	SPL	Pilot	Mount	Pilot Center To Bolt Center	Stall
65-66	287 ci & V8	12"	2 Ears	17	1.625	6 Nuts	4"	

R-8



Year	Engine	Dia	Hub	SPL	Pilot	Mount	Pilot Center To Bolt Center	Stall
67-71	V8	12 3/4"	2 Ears	29	0.75	4 Studs	5 3/4"	



AMC

BW35 (Aluminum Case)

R-4

No Photo Available

With cooling shroud and 149 tooth ring-gear

Year	Engine	Dia	Hub	SPL	Pilot	Mount	Pilot Center To Bolt Center	Stall
62-65	196 ci	12"	2 Ears	22	0.75	6 Nuts	4"	

R-5

No Photo Available

With cooling shroud and 153 tooth ring-gear

Year	Engine	Dia	Hub	SPL	Pilot	Mount	Pilot Center To Bolt Center	Stall
65-66	199, 223 ci	12"	2 Ears	22	0.75	6 Nuts	4"	

R-6

No Photo Available

With cooling shroud and 153 tooth ring-gear

Year	Engine	Dia	Hub	SPL	Pilot	Mount	Pilot Center To Bolt Center	Stall
65-66	199, 223 ci	12"	2 Ears	23	0.75	6 Nuts	4"	

R-9

No Photo Available

Without cooling shroud and no ring-gear

Year	Engine	Dia	Hub	SPL	Pilot	Mount	Pilot Center To Bolt Center	Stall
67-70	V8	12"	2 Ears	23	0.75	6 Nuts	4"	

R-10

No Photo Available

With cooling shroud and 153 tooth ring-gear

Year	Engine	Dia	Hub	SPL	Pilot	Mount	Pilot Center To Bolt Center	Stall
67-71	6 Cyl.	12"	2 Ears	23	0.75	6 Nuts	4"	



AMC

BW35 (Aluminum Case)

R-11

No Photo Available

Without cooling shroud and no ring-gear

Year	Engine	Dia	Hub	SPL	Pilot	Mount	Pilot Center To Bolt Center	Stall
70-71	V8	12"	2 Ears	26	0.75	6 Nuts	4"	

AMC/Jeep

A904 (Non Lockup)

R-13



A 904 Low Stall

Year	Engine	Dia	Hub	SPL	Pilot	Mount	Pilot Center To Bolt Center	Stall
All	V8	11"	Slots	27	1.81	4 Rectangular	5"	Low Stall

R-17



A904 High Stall

Year	Engine	Dia	Hub	SPL	Pilot	Mount	Pilot Center To Bolt Center	Stall
All	6 Cyl.	11"	Slots	27	1.81	4 Rectangular	5"	High Stall

A727 (Non Lockup)

R-14



A727 12 diameter

Year	Engine	Dia	Hub	SPL	Pilot	Mount	Pilot Center To Bolt Center	Stall
72-77	All	12"	Slots	24	1.81	4 Rectangular	5 1/2"	

R-16



A727

Year	Engine	Dia	Hub	SPL	Pilot	Mount	Pilot Center To Bolt Center	Stall
All	V8	11"	Slots	24	1.81	4 Rectangular	5"	Low Stall

R-18



A727

Year	Engine	Dia	Hub	SPL	Pilot	Mount	Pilot Center To Bolt Center	Stall
All	6 Cyl.	11"	Slots	24	1.81	4 Rectangular	5"	High Stall



AMC/Jeep

A727 (Lockup)

R-20



A727 Lockup

Year	Engine	Dia	Hub	SPL	Pilot	Mount	Pilot Center To Bolt Center	Stall
78-On	V8	11"	Slots	23	1.81	4 Rectangular	5"	Low Stall

R-22



A727 Lockup

Year	Engine	Dia	Hub	SPL	Pilot	Mount	Pilot Center To Bolt Center	Stall
78-On	6 Cyl.	11"	Slots	23	1.81	4 Rectangular	5"	High Stall

R-16A



Same as R-20 with Lockup clutch omitted.

Year	Engine	Dia	Hub	SPL	Pilot	Mount	Pilot Center To Bolt Center	Stall
78-On	V8	11"	Slots	23	1.81	4 Rectangular	5"	

A904 (Lockup)

R-19



Lockup

Year	Engine	Dia	Hub	SPL	Pilot	Mount	Pilot Center To Bolt Center	Stall
All	6 Cyl.	11"	Slots	26	1.81	4 Rectangular	5"	High Stall

R-17A



Same as R-19 with Lockup clutch omitted.

Year	Engine	Dia	Hub	SPL	Pilot	Mount	Pilot Center To Bolt Center	Stall
All	6 Cyl.	11"	Slots	26	1.81	4 Rectangular	5"	



AMC/Jeep

45RFE

29-1



Year	Engine	Dia	Hub	SPL	Pilot	Mount	Pilot Center To Bolt Center	Stall
1999-On	4.7L	11 5/8"	1.875 Milled Flat	29	1.81	4 Rectangular Pads	5"	

29-2



Lower Stall than a 29-1

Year	Engine	Dia	Hub	SPL	Pilot	Mount	Pilot Center To Bolt Center	Stall
1999-On	5.7L Hemi	11 5/8"	1.875 Milled Flat	29	1.81	4 Rectangular Pads	5"	



AMC/Jeep

545RFE

29-3

1500 Pick Up 647AA|951A - Stamped on top



Year	Engine	Dia	Hub	SPL	Pilot	Mount	Pilot Center To Bolt Center	Stall
2012	4.7L	12 1/4"	2.080	29	1.810	4 Rect. Lugs	5"	

A500 (Lockup)

703

Milled flat hub, no ring-gear. Code: 703



Year	Engine	Dia	Hub	SPL	Pilot	Mount	Pilot Center To Bolt Center	Stall
93-On	4.0L	11"	1.498	26	1.81	4 Pads	5"	

783

Milled flat hub, no ring-gear, 90 degree bolt pattern. Codes: 783 / 596



Year	Engine	Dia	Hub	SPL	Pilot	Mount	Pilot Center To Bolt Center	Stall
96-On	4.0L	11"	1.498	26	1.81	4 Pads	5"	

BMW/Cadillac

5L40E

63-1

No Photo Available

Lock-Up, 24212840 Stencil on Front and on Hub Side

Year	Engine	Dia	Hub	SPL	Pilot	Mount	Pilot Center To Bolt Center	Stall
2000		10 1/4"	1.747	27	1.260	3 Pads	4 9/16"	

63-2



Lockup, BMW X5, 24215581 Stenciled on Front, 24215581 Electric Penciled on Hub Side, Woven Lining

Year	Engine	Dia	Hub	SPL	Pilot	Mount	Pilot Center To Bolt Center	Stall
2002	3.0L Gas	10 5/8"	1.747	27	1.260	3 Stepped Rectangular	4 5/8"	

63-3



Cadillac CTS, LUK in a circle stamped by pilot. 24220895 in Electric Pencil. 2422 0895 Large Yellow Dot On Decal on Hub Side

Year	Engine	Dia	Hub	SPL	Pilot	Mount	Pilot Center To Bolt Center	Stall
2004	3.6L	10 3/4"	1.747	27	0.825	3 Pads	4 7/8"	

63-4

No Photo Available

Cadillac SRX, 24223281 on front - Electric Pencil

Year	Engine	Dia	Hub	SPL	Pilot	Mount	Pilot Center To Bolt Center	Stall
2004	4.6L	10 3/4"	1.747	27	0.825	3 Pads	4 7/8"	



BMW

ZF5HP30

ZF-27

No Photo Available

Lock-Up, BMW 740I, Marks on front - G13 Stencil, Marks on Hub Side - 144 000 Stamped

Year	Engine	Dia	Hub	SPL	Pilot	Mount	Pilot Center To Bolt Center	Stall
1993		12"	1.574	27	1.260	3 Hole Plate	5 3/16"	

ZF-30

No Photo Available

Code R13 BMW

Year	Engine	Dia	Hub	SPL	Pilot	Mount	Pilot Center To Bolt Center	Stall
93-On	V8	12"	1.574	27	1.260	4 Hole Mounting Ring	5 13/16"	

ZF5HP19

ZF5-12

No Photo Available

BMW 320 I - ZF 5 Speed RWD, T51 Stenciled on Front, 370701 2821 14 Stamped on Front, 167 000 Stamped on Hub Side, A-11 Stenciled on Hub Side

Year	Engine	Dia	Hub	SPL	Pilot	Mount	Pilot Center To Bolt Center	Stall
200		10 1/4"	1.790	27	1.260	3 Rectangular Pads	4 9/16"	

ZF-53



Lock-Up, U38 or B61 Stenciled on Front, 156 203 Stamped on Top

Year	Engine	Dia	Hub	SPL	Pilot	Mount	Pilot Center To Bolt Center	Stall
2001		10 7/8"	1.690-1.772	27	1.260	3 Rectangular Lugs	4 9/16"	



BMW/Jaguar

BW T65, T66, TH400

BMW-3



Code: 6007, 6126.

Year	Engine	Dia	Hub	SPL	Pilot	Mount	Pilot Center To Bolt Center	Stall
73-76		11 7/8"	2 Ears	23	0.788	4 Round Nuts	4 7/8"	

J-6



Jaguar only, with cooling shroud.

Year	Engine	Dia	Hub	SPL	Pilot	Mount	Pilot Center To Bolt Center	Stall
73-81		11 7/8"	2 Ears	23	0.75	4 Round Nuts	4 7/8"	

J-7



Jaguar only without cooling shroud.

Year	Engine	Dia	Hub	SPL	Pilot	Mount	Pilot Center To Bolt Center	Stall
81-On		11 7/8"	2 Ears	26	0.75	4 Round Nuts	4 7/8"	

J-8



Jaguar only TH400 with 3/8 N.C. threads.

Year	Engine	Dia	Hub	SPL	Pilot	Mount	Pilot Center To Bolt Center	Stall
77-On		13"	Slots	30	1.7	6 Rectangular Nuts	5 3/4"	

J-9



Jaguar only TH400 with 10mm x 1.5 threads.

Year	Engine	Dia	Hub	SPL	Pilot	Mount	Pilot Center To Bolt Center	Stall
77-On		13"	Slots	30	1.7	6 Rectangular Nuts	5 3/4"	



Chrysler - General Info

A404, 413, 470, 604, and 670 Transmission Quick Reference Guide

Info-1

Year	Engine	Dia	Hub	SPL	Pilot	Mount	Pilot Center To Bolt Center	Stall
------	--------	-----	-----	-----	-------	-------	-----------------------------	-------

Code is stamped into the transmission side of the torque converter. It may have a letter before or after the number e.g. B761 or 761B.

Quick Reference Guide by Code

Code	Part#	Pads	Hub	Splines	Lock up	Code	Part#	Pads	Hub	Splines	Lock up
002	137	4	Flats	22	Yes	466	597	3	Slots	23	No
039	581	4	Flats	24	Yes	476	518	3	Slots	23	No
040	581	4	Flats	24	Yes	518	518	4	Flats	22	Yes
072	432	4	Flats	23	No	520	137	4	Flats	22	Yes
076	518	4	Flats	22	Yes	544	137	4	Flats	22	Yes
136	136	4	Flats	22	Yes	550	518	4	Flats	22	Yes
137	137	4	Flats	22	Yes	581	581	4	Flats	24	Yes
147	137	4	Flats	22	Yes	595	581	4	Flats	24	Yes
244	137	4	Flats	22	Yes	597	597	3	Slots	23	No
250	137	4	Flats	22	Yes	761	761	4	Flats	23	No
305	137	4	Flats	22	Yes	775	518	4	Flats	22	Yes
311	518	4	Flats	22	Yes	956	137	4	Flats	22	Yes
339	432	4	Flats	23	No	964	137	4	Flats	22	Yes
344	137	4	Flats	22	Yes	965	136	4	Flats	22	Yes
375	518	4	Flats	22	Yes	966	136	4	Flats	22	Yes
379	137	4	Flats	22	Yes	967	432	4	Flats	23	No
405	405	3	Slots	23	No	970	405	3	Slots	23	No
432	432	4	Flats	23	No	974	761	4	Flats	23	No
444	137	4	Flats	22	Yes						

NOTE: Rebuilt converters cannot be identified by code.

Chrysler - General Info-1

Chrysler Converter Counter Balance Weight Shapes and Sizes

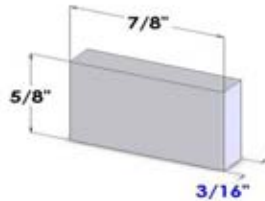
Info-2

Year	Engine	Dia	Hub	SPL	Pilot	Mount	Pilot Center To Bolt Center	Stall
------	--------	-----	-----	-----	-------	-------	-----------------------------	-------

Some Chrysler converters have counter balance weights on the front cover between the mounting lugs. These weights are to counter balance the engine crankshaft. 1977 and older converters used two weights, one on each side of the drain plug. In 1978 Chrysler eliminated the drain plug and went to one weight that is the same amount of weight as the two weights. Converters with one weight are interchangeable with the converters that use two.

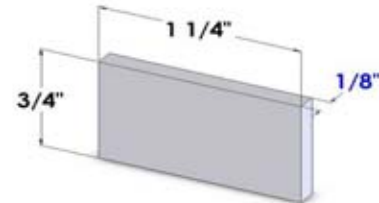
Weight "A"

-5.0 grams
Uses two
Rectangular
Weights



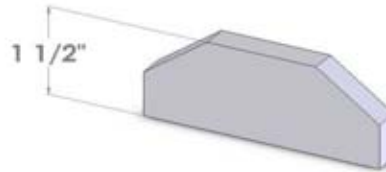
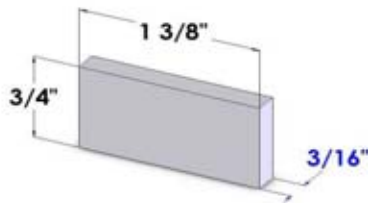
Weight "B"

-11.5 grams
Uses two
Rectangular
Weights



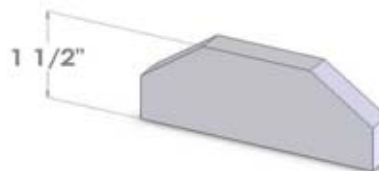
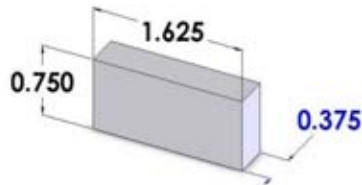
Weight "C"

-14.0 grams
Uses two
small or one
large Weight



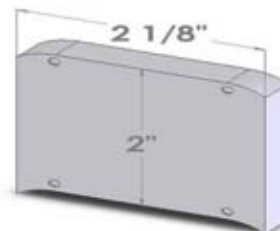
Weight "D"

-20.1 grams,
uses two
small or one
large weight



Weight "E"

Some A518 Converters have 2 piece, - 91.0 gram weight with 4 spot weld marks



Chrysler

A404, A413, A470 (Non Lockup)

405



Codes 405 / 970 NOTE: ID number is stamped on transmission side of TC. May have letter before or after number e.g. B761, 761F etc.

Year	Engine	Dia	Hub	SPL	Pilot	Mount	Pilot Center To Bolt Center	Stall
79-85	1.7L, 2.2L Turbo	10"	Slots	23	1.335	3 Rectangular	4 3/8"	High Stall

432



Codes 072 / 339 / 432 / 967 NOTE: ID number is stamped on transmission side of TC. May have letter before or after number e.g. B761, 761F etc.

Year	Engine	Dia	Hub	SPL	Pilot	Mount	Pilot Center To Bolt Center	Stall
86-On	2.5L, 2.2L Turbo	10"	Flats	23	1.335	4 Rectangular	4 3/8"	High Stall

597



Codes 466 / 597 NOTE: ID number is stamped on transmission side of TC. May have letter before or after number e.g. B761, 761F etc.

Year	Engine	Dia	Hub	SPL	Pilot	Mount	Pilot Center To Bolt Center	Stall
79-85	2.2L, 2.5L & 2.6L	10"	Slots	23	1.335	3 Rectangular	4 3/8"	Low Stall

761



Codes 761 / 974 NOTE: ID number is stamped on transmission side of TC. May have letter before or after number e.g. B761, 761F etc.

Year	Engine	Dia	Hub	SPL	Pilot	Mount	Pilot Center To Bolt Center	Stall
86-On	2.5L & 2.6L	10"	Flats	23	1.335	4 Rectangular	4 3/8"	Low Stall

A413, A470, A670 (Lockup)

136



Lockup. Has Timing Marks. Codes 136 / 965 / 966

Year	Engine	Dia	Hub	SPL	Pilot	Mount	Pilot Center To Bolt Center	Stall
86-89	2.2L & 2.5L Turbo	10"	Flats	22	1.335	4 Rectangular	4 3/8"	

Chrysler

A413, A470, A670 (Lockup)

137



Lockup. Codes; 002 / 137 / 147 / 244 / 250 / 305 / 344 / 379 / 444 / 520 / 544 / 956 / 964

Year	Engine	Dia	Hub	SPL	Pilot	Mount	Pilot Center To Bolt Center	Stall
86-On	3.0L	10"	Flats	22	1.335	4 Rectangular	4 3/8"	

A500 (Lockup) RAM D50

146



2.125 long hub, no ring-gear. Code 146

Year	Engine	Dia	Hub	SPL	Pilot	Mount	Pilot Center To Bolt Center	Stall
88-On	All Mitsubishi	10"	Flats	22	1.335	4 Rectangular	4 3/8"	

388



2.250 long hub, no ring-gear. Code 388

Year	Engine	Dia	Hub	SPL	Pilot	Mount	Pilot Center To Bolt Center	Stall
88-On	All Mitsubishi	10"	Flats	22	1.335	4 Rectangular	4 3/8"	

A500, A904 (Lockup)

379



Lockup. Codes 119 / 290 NOTE: Has 122 tooth ring-gear. ID Code is stamped on transmission side of TC and may be a letter before or after the number (e.g. B112, 112B)

Year	Engine	Dia	Hub	SPL	Pilot	Mount	Pilot Center To Bolt Center	Stall
78-On	V6	11"	1.498	26	1.81	4 Pads	5"	High Stall

385



Lockup. Codes 112 / 385 NOTE: Has 122 tooth ring-gear. ID Code is stamped on transmission side of TC and may be a letter before or after the number (e.g. B112, 112B)

Year	Engine	Dia	Hub	SPL	Pilot	Mount	Pilot Center To Bolt Center	Stall
78-On	318 ci	11"	1.498	26	1.81	4 Pads	5"	Low Stall

Chrysler

A500, A904 (Lockup)

389



Lockup. NOTE: Has weight D (see weights diagram at beginning of Chrysler section). Has 122 tooth ring-gear. ID Code is stamped on transmission side of TC and may be a letter before or after the number (e.g. B112, 112B)

Year	Engine	Dia	Hub	SPL	Pilot	Mount	Pilot Center To Bolt Center	Stall
78-On	360 ci	11"	1.498	26	1.81	4 Pads	5"	Low Stall

547



Jeep, Non Lockup, 1473M Stamped by Pilot, D877 Stamped on Hub Side, Reg. offset bolt pattern

Year	Engine	Dia	Hub	SPL	Pilot	Mount	Pilot Center To Bolt Center	Stall
1994	4.0L	11 1/4"	1.498 Milled	27	1.810	4 Rectangular Pads	5"	

549



Code A549. NOTE: Milled flat hub, 90 degree bolt pattern. Has 122 tooth ring-gear. ID Code is stamped on transmission side of TC and may be a letter before or after the number (e.g. B112, 112B)

Year	Engine	Dia	Hub	SPL	Pilot	Mount	Pilot Center To Bolt Center	Stall
98-On	3.9L, 318 ci	11"	1.498 Milled	26	1.81	4 Pads	5"	

725



Lockup. NOTE: Has weight D (see weights diagram at beginning of Chrysler section). Has 122 tooth ring-gear. ID Code is stamped on transmission side of TC and may be a letter before or after the number (e.g. B112, 112B)

Year	Engine	Dia	Hub	SPL	Pilot	Mount	Pilot Center To Bolt Center	Stall
78-On	360 ci	11"	1.498	26	1.81	4 Pads	5"	High Stall

781



Lockup. Codes 781 / 593. NOTE: Milled flat hub, 90 degree bolt pattern. Has 122 tooth ring-gear. ID Code is stamped on transmission side of TC and may be a letter before or after the number (e.g. B112, 112B)

Year	Engine	Dia	Hub	SPL	Pilot	Mount	Pilot Center To Bolt Center	Stall
96-On	3.9L	11"	1.498	26	1.81	4 Rectangular	5"	High Stall

Chrysler

A500, A904 (Lockup)

792



Lockup. Codes 792 / 599. NOTE: Milled flat hub, 90 degree bolt pattern. Has 130 tooth wide ring-gear. ID Code is stamped on transmission side of TC and may be a letter before or after the number (e.g. B112, 112B)

Year	Engine	Dia	Hub	SPL	Pilot	Mount	Pilot Center To Bolt Center	Stall
96-On	318 ci	11"	1.498 Milled	26	1.55	4 Pads	5"	High Stall

871



Lockup. Codes 871. NOTE: Milled flat hub. Has 122 tooth ring-gear. ID Code is stamped on transmission side of TC and may be a letter before or after the number (e.g. B112, 112B)

Year	Engine	Dia	Hub	SPL	Pilot	Mount	Pilot Center To Bolt Center	Stall
93-On	225, 318 ci	11"	1.498 Milled	26	1.81	4 Pads	5"	High Stall

899



Lockup. Codes 899 / 853. NOTE: Milled flat hub. Has 122 tooth ring-gear. ID Code is stamped on transmission side of TC and may be a letter before or after the number (e.g. B112, 112B)

Year	Engine	Dia	Hub	SPL	Pilot	Mount	Pilot Center To Bolt Center	Stall
93-On	318 ci	11"	1.498 Milled	26	1.81	4 Pads	5"	Low Stall

A518, A618 (Lockup) Gas

510



Lockup. NOTE: Has weight E (see weights diagram at beginning of Chrysler section). Codes 642 / 643. NOTE: All have 130 tooth ring-gears unless otherwise specified. ID Code is stenciled on transmission side of TC and may be a letter or # before or after the number (e.g. B514, 514B)

Year	Engine	Dia	Hub	SPL	Pilot	Mount	Pilot Center To Bolt Center	Stall
89-On	360 ci	11"	1.876	23	1.81	4 Pads	5"	Low Stall

618-3 *For Heavy Duty use 618-4



Lockup NOTE: Codes 506. ID Code is stenciled on transmission side of TC and may be a letter or # before or after the number (e.g. B514, 514B)

Year	Engine	Dia	Hub	SPL	Pilot	Mount	Pilot Center To Bolt Center	Stall
93-On	V10 Gas	13"	1.876	23	1.81	4 Pads	6"	Medium Stall

Chrysler

A518, A618 (Lockup) Gas

677



Lockup. 90 degree bolt pattern. Codes 767. NOTE: All have 130 tooth ring-gears unless otherwise specified. ID Code is stamped on transmission side of TC and may be a letter or # before or after the number (e.g. B514, 514B)

Year	Engine	Dia	Hub	SPL	Pilot	Mount	Pilot Center To Bolt Center	Stall
89-On		11"	1.876	23	1.81	4 Pads	5"	High Stall

877



Lockup. 90 degree bolt pattern. Codes 785 / 787 / 591 / 595. NOTE: All have 130 tooth ring-gears unless otherwise specified. ID Code is stamped on transmission side of TC and may be a letter or # before or after the number (e.g. B514, 514B)

Year	Engine	Dia	Hub	SPL	Pilot	Mount	Pilot Center To Bolt Center	Stall
96-On	All	11"	1.876	23	1.81	4 Pads	5"	High Stall

878



Lockup. Codes 514 / 878 / 879. NOTE: All have 130 tooth ring-gears unless otherwise specified. ID Code is stamped on transmission side of TC and may be a letter or # before or after the number (e.g. B514, 514B)

Year	Engine	Dia	Hub	SPL	Pilot	Mount	Pilot Center To Bolt Center	Stall
89-On	318 ci	11"	1.876	23	1.81	4 Pads	5"	Low Stall

A518,A618 Diesel (Lockup & Non Lockup)

618-1 *For Heavy Duty Use 618-2



Non Lockup Cummins Diesel. NOTE: Has no ring-gear. Codes 136, ID Code is stenciled on transmission side of TC and may have a letter or # before the number (e.g. B122, 112B)

Year	Engine	Dia	Hub	SPL	Pilot	Mount	Pilot Center To Bolt Center	Stall
90-On	6 cyl Diesel	13"	1.876	24	1.81	6 Pads	6"	Low Stall

Chrysler

A518,A618 Diesel (Lockup & Non Lockup)

618-1 *For Heavy Duty Use 618-2

**Transfer more Power!!
Tighter Fluid Coupling = More
Power to the Road!!**

TCS have been developing and testing methods to better mate the Fluid Coupling of a converter to the Power Band of the Mighty Cummins Diesel Engine. Using 3D Imaging Software in our CNC Department, we have been able to model and determine how to alter the internal component clearances inside the torque converter. We transferred this information to a 5th Axis CNC Mill and modified the fluid inlets and outlets of the Torque Converter Reaction Member (Stator).



The results;

- ⇒ Significant Performance improvements over a stock unit,
- ⇒ Lower transmission temperatures,
- ⇒ Longer lasting lockup clutch life (due to reduced RPM drops from fluid coupling to lockup) and,
- ⇒ Fuel economy savings.

Applications:

618-2	1989 - 1992	5.9L Cummins Diesel
618-6	1993 - 2002	5.9L Cummins Diesel
618-7	2003 - On	5.9L Cummins Diesel
618-8	1993 - On	Custom Tailored for each application (Call for details)

Chrysler

A518,A618 Diesel (Lockup & Non Lockup)

618-2



Non Lockup Cummins Diesel. NOTE: Has no ring-gear. Codes 136. ID Code stenciled on transmission side of TC and may have a letter or # before the number e.g. B122, 122B. A Heavy Duty Converter.

Year	Engine	Dia	Hub	SPL	Pilot	Mount	Pilot Center To Bolt Center	Stall
90-On	6 cyl Diesel	13"	1.876	24	1.81	6 Pads	6"	Low Stall

618-5 *For Heavy Duty use 618-6



Lockup (Cummins Diesel) NOTE: Has no ring-gear. Code stenciled on pump, Codes 544 / 644 / 868

Year	Engine	Dia	Hub	SPL	Pilot	Mount	Pilot Center To Bolt Center	Stall
93-On	Diesel	13"	1.876	23	1.81	6 Pads	6"	Low Stall

618-6



Lockup (Cummins Diesel) NOTE: Has no ring-gear. Code Stenciled on pump. Codes: 544 / 644 / 868. A Heavy Duty Converter

Year	Engine	Dia	Hub	SPL	Pilot	Mount	Pilot Center To Bolt Center	Stall
93-On	Diesel	13"	1.876	23	1.81	6 Pads	6"	Low Stall

618-8



Lockup (Cummins Diesel) NOTE: Has no ring-gear. Code Stenciled on pump. Codes: 544 / 644 / 868. A Heavy Duty Converter

Year	Engine	Dia	Hub	SPL	Pilot	Mount	Pilot Center To Bolt Center	Stall
93-On	Diesel	13"	1.876	23	1.81	6 Pads	6"	Low Stall

48RE

48-5



Stock Replacement Converter

Year	Engine	Dia	Hub	SPL	Pilot	Mount	Pilot Center To Bolt Center	Stall
2003-On		13"	1.876	23	1.810	6 Pads	6"	

Chrysler

48RE

48-6



Heavy Duty Low Stall Converter

Year	Engine	Dia	Hub	SPL	Pilot	Mount	Pilot Center To Bolt Center	Stall
2003-On		13"	1.876	23	1.810	6 Pads	6"	Low

48-8



Lower Stall than the 48-6 & Heavy Duty

Year	Engine	Dia	Hub	SPL	Pilot	Mount	Pilot Center To Bolt Center	Stall
2003-On		13"	1.876	23	1.810	6 Pads	6"	Low

68RFE

68-1

No Photo Available

Lock-Up 671AD 35001542 - Electric Pencil on Front, Made By Sachs Stamped on Front

Year	Engine	Dia	Hub	SPL	Pilot	Mount	Pilot Center To Bolt Center	Stall
2007 & Up	Cummins V10 Gas & Diesel	13 1/2"	1.777	27	2.124	6 Hole Ring Raised Pads	6 1/16"	

62TE

62-1



Dodge Caravan, 447AB Stamped 90 degrees on Front, 556 written in felt marker on Hub Side

Year	Engine	Dia	Hub	SPL	Pilot	Mount	Pilot Center To Bolt Center	Stall
2008	3.8L	10 3/4"	1.540	22	1.337	4 Rectangular Pads	4 1/2"	

62-2



Lock-Up, Dodge Avenger, Stamped (on Front) 447AB 90 Deg. Decal P04753524AB TTP142766444, Stamped 524AB on Hub Side

Year	Engine	Dia	Hub	SPL	Pilot	Mount	Pilot Center To Bolt Center	Stall
2007-On	2.4L	10 3/4"	1.498	22	1.337	4 Rect Pads	4 1/2"	

Chrysler

A518, A727 (Non Lockup) 11 inch Units

145



Non lockup NOTE: has weight C (see weights diagram at beginning of Chrysler section)
NOTE: All have 130 tooth ring-gears unless otherwise specified. ID Code is stamped on transmission side of TC and may have a letter or # before the number (e.g. B122, 122B)

Year	Engine	Dia	Hub	SPL	Pilot	Mount	Pilot Center To Bolt Center	Stall
72-On	400, 440 ci Cast Crank	11"	1.876	24	1.81	4 Pads	5"	Low Stall

490



Non lockup NOTE: has weight C (see weights diagram at beginning of Chrysler section)
NOTE: All have 130 tooth ring-gears unless otherwise specified. ID Code is stamped on transmission side of TC and may have a letter or # before the number (e.g. B122, 122B)

Year	Engine	Dia	Hub	SPL	Pilot	Mount	Pilot Center To Bolt Center	Stall
72-On	400, 440 ci Cast Crank	11"	1.876	24	1.81	4 Pads	5"	High Stall

492



Non lockup Codes 862 NOTE: All have 130 tooth ring-gears unless otherwise specified. ID Code is stamped on transmission side of TC and may have a letter or # before the number (e.g. B122, 122B)

Year	Engine	Dia	Hub	SPL	Pilot	Mount	Pilot Center To Bolt Center	Stall
72-On	225, 318, 340 ci Steel Crank	11"	1.876	24	1.81	4 Pads	5"	High Stall

504



Non lockup NOTE: Has timing marks and weight D (see weights diagram at beginning of Chrysler section) NOTE: All have 130 tooth ring-gears unless otherwise specified. ID Code is stamped on transmission side of TC and may have a letter or # before the number (e.g. B122, 122B)

Year	Engine	Dia	Hub	SPL	Pilot	Mount	Pilot Center To Bolt Center	Stall
72-On	360 ci	11"	1.876	24	1.81	4 Pads	5"	Low Stall

508



Non lockup NOTE: Has timing marks and weight C (see weights diagram at beginning of Chrysler section) NOTE: All have 130 tooth ring-gears unless otherwise specified. ID Code is stamped on transmission side of TC and may have a letter or # before the number (e.g. B122, 122B)

Year	Engine	Dia	Hub	SPL	Pilot	Mount	Pilot Center To Bolt Center	Stall
72-On	400, 440 ci Cast Crank	11"	1.876	24	1.81	4 Pads	5"	Low Stall

Chrysler

A518, A727 (Non Lockup) 11 inch Units

545



Dodge Truck, Non Lock-Up, 862 in White Paint and K862 Stamped on Hub Side

Year	Engine	Dia	Hub	SPL	Pilot	Mount	Pilot Center To Bolt Center	Stall
1999	5.2L	11 1/4"	1.875	24	1.810	4 Pads	5"	

546



Non lockup NOTE: Has 90 degree bolt pattern. Code 546 NOTE: All have 130 tooth ring-gears unless otherwise specified. ID Code is stamped on transmission side of TC and may have a letter or # before the number (e.g. B122, 122B)

Year	Engine	Dia	Hub	SPL	Pilot	Mount	Pilot Center To Bolt Center	Stall
96-On	318 ci	11"	1.876	24	1.81	4 Pads	5"	High Stall

641



Non lockup NOTE: Has weight A (see weights diagram at beginning of Chrysler section) NOTE: All have 130 tooth ring-gears unless otherwise specified. ID Code is stamped on transmission side of TC and may have a letter or # before the number (e.g. B122, 122B)

Year	Engine	Dia	Hub	SPL	Pilot	Mount	Pilot Center To Bolt Center	Stall
72-On	340 ci Cast Crank	11"	1.876	24	1.81	4 Pads	5"	High Stall

692



Non lockup. NOTE: Has weight D (see weights diagram at beginning of Chrysler Section). Codes 207. NOTE: All have 130 tooth ring-gears unless otherwise specified. ID Code is stamped on transmission side of TC and may have a letter or # before the number (e.g. B207, 207B)

Year	Engine	Dia	Hub	SPL	Pilot	Mount	Pilot Center To Bolt Center	Stall
78-On	360 ci	11"	1.876	24	1.81	4 Pads	5"	High Stall

710



Non lockup. NOTE: Has timing Mark . NOTE: All have 130 tooth ring-gears unless otherwise specified. ID Code is stamped on transmission side of TC and may have a letter or # before the number (e.g. B207, 207B)

Year	Engine	Dia	Hub	SPL	Pilot	Mount	Pilot Center To Bolt Center	Stall
78-On	225, 318, 340 ci Steel Crank	11"	1.876	24	1.81	4 Pads	5"	Low Stall

Chrysler

A518, A727 (Non Lockup) 11 inch Units

764



Non lockup. Codes 122 / 087. NOTE: All have 130 tooth ring-gears unless otherwise specified. ID Code is stamped on transmission side of TC and may have a letter or # before the number (e.g. B207, 207B)

Year	Engine	Dia	Hub	SPL	Pilot	Mount	Pilot Center To Bolt Center	Stall
78-On	225, 318, 340 ci Steel Crank	11"	1.876	24	1.81	4 Pads	5"	Low Stall

918



Non lockup. NOTE: Has weight D (see weights diagram at beginning of Chrysler section). Codes 085. NOTE: All have 130 tooth ring-gears unless otherwise specified. ID Code is stamped on transmission side of TC and may have a letter or # before the number (e.g. B207, 207B)

Year	Engine	Dia	Hub	SPL	Pilot	Mount	Pilot Center To Bolt Center	Stall
78-On	360 ci	11"	1.876	24	1.81	4 Pads	5"	Low Stall

A604 (Lockup)

137 * 137HD Available with Billet Lock-Up Piston



Lockup - 22 splines. Codes; 002 / 137 / 244 / 344 / 444 / 520 / 544 / 964 NOTE: ID number is stamped on transmission side of TC. May have letter before or after number e.g. B761, 761F etc.

Year	Engine	Dia	Hub	SPL	Pilot	Mount	Pilot Center To Bolt Center	Stall
89-On	3.0L & 3.3L	10"	Flats	22	1.335	4 Rectangular	4 3/8"	

137HD



Billet Steel Lockup Clutch to prevent Lockup Piston Deflection. 22 Splines, Codes; 002 / 137 / 244 / 344 / 444 / 544 / 964 NOTE: ID Number Stamped on transmission side of TC. May have letter before or after number e.g. B761, 761B etc.

Year	Engine	Dia	Hub	SPL	Pilot	Mount	Pilot Center To Bolt Center	Stall
89-On	3.0L & 3.3L	10"	Flats	22	1.335	4 Rectangular	4 3/8"	

Chrysler

A604 (Lockup)

137HD

A604/606 Converter Woes

The Problem:

Stock front converter covers on A604/606 converters are only 0.085 (thousands of an inch) thick under the mounting pads. This can cause cracking and leaking due to fatigue.

The thin cover area (under the mounting pads) combined with Lock-Up piston ballooning problems that result in linings being wiped out and the clutch surface being scraped (a possible result of transmission solenoid/valve body problems), requires the inside surface to be machined to repair the surface quality. Machining an already thin surface makes it only thinner and, **very prone to cracking!**

Factory Cores (non re-built) also have very little edge (the area where the two halves of the converter overlap), approx. .100 at best. This lack of edge will allow weld spatter to accumulate **inside** the converter when it undergoes the final sealing weld. The weld spatter in the converter can cause noise, premature lock-up, and bearing or stator cap failure.



The TCS Solution:

A CNC Machined cover made from billet steel provides the extra thickness that will eliminate the potential for cracking due to high stress in a minimized surface area. This Billet Cover also has dual bolt patterns, an 8 hole mounting ring that is designed to eliminate mount flex fatigue as well as front cover cracking.

The cover begins as a solid piece of steel and is CNC machined with specific contours designed to resist ballooning that can be a result of transmission solenoid failure – also known as pressure spikes.



The Billet Steel cover is also machined with an edge that is .400" to create a tight coupling for the final weld therefore eliminating the potential of weld spatter entering the inside of the converter.

Chrysler

A604 (Lockup)

137B



Lockup - 22 splines. New 90 degree bolt pattern. ID number is stamped on transmission side of TC. May have letter before or after number e.g. B761, 761F etc.

Year	Engine	Dia	Hub	SPL	Pilot	Mount	Pilot Center To Bolt Center	Stall
98-On	3.0L & 3.3L	10"	Flats	22	1.335	4 Rectangular	4 3/8"	

518-1 * 518-1BC Available with Billet Front Cover



Lockup - 22 splines. Codes 076 / 311 / 375 / 518 / 775. ID number is stamped on transmission side of TC. May have letter before or after number e.g. B761, 761F etc. No Ribs on Primary

Year	Engine	Dia	Hub	SPL	Pilot	Mount	Pilot Center To Bolt Center	Stall
89-On	3.3L	10 3/4"	Flats	22	1.335	4 Rectangular	4 3/8"	

518-2BC



Billet Steel Front Cover and Billet Steel Lockup Clutch to prevent Lockup Piston Deflection. 22 Splines. Codes 076 / 311 / 375 / 518 / 775. ID number is stamped on transmission side of TC. May have letter before or after number e.g. B761, 761B etc.

Year	Engine	Dia	Hub	SPL	Pilot	Mount	Pilot Center To Bolt Center	Stall
89-On	3.3L	10 3/4"	Flats	22	1.335	4 Rectangular	4 3/8"	

518-3



ID Purple or red sticker # 4736461AD - 22 splines. 90 Degree Bolt Pattern. May or may not have Ribbed Primary.

Year	Engine	Dia	Hub	SPL	Pilot	Mount	Pilot Center To Bolt Center	Stall
98-On	3.3L, 3.8L	10 3/4"	Flats	22	1.335	4 Rectangular	4 3/8"	

581



Lockup. Codes; 039 / 040 / 581 / 595. ID number is stamped on transmission side of TC. May have letter before or after number e.g. B761, 761F etc.

Year	Engine	Dia	Hub	SPL	Pilot	Mount	Pilot Center To Bolt Center	Stall
89-On	3.0L, 3.3L	10"	Flats	24	1.335	4 Rectangular	4 3/8"	

Chrysler

A606 (Lockup)

803-1



Codes 799 / 803

Year	Engine	Dia	Hub	SPL	Pilot	Mount	Pilot Center To Bolt Center	Stall
93-On	3.3L, 3.5L	10 3/4"	Flats	22	1.335	4 Rectangular	4 3/4"	

803-2



Billet Steel Lockup Clutch to prevent Lockup Piston Deflection. Codes 799 / 803

Year	Engine	Dia	Hub	SPL	Pilot	Mount	Pilot Center To Bolt Center	Stall
93-On	3.3L, 3.5L	10 3/4"	Flats	22	1.335	4 Rectangular	4 3/4"	

803-3



ID Code: Red sticker #4736461AB. New 90 degree bolt pattern.

Year	Engine	Dia	Hub	SPL	Pilot	Mount	Pilot Center To Bolt Center	Stall
93-On	3.3L, 3.5L	10 3/4"	Flats	22	1.335	4 Rectangular	4 3/4"	

803-4



ID Code: Blue sticker # 4736461AA. New 90 degree bolt pattern. Same as 803-3 with Billet Piston

Year	Engine	Dia	Hub	SPL	Pilot	Mount	Pilot Center To Bolt Center	Stall
93-On	2.7L, 3.5L	10 3/4"	Flats	22	1.335	4 Rectangular	4 3/4"	

A727 (Lockup Omitted)

145A



NOTE: Has weight C (see weights diagram at beginning of Chrysler section). NOTE: All have 130 teeth ring-gear 1" wide. These are lockup converters built with no lockup piston or lining to fit a lockup transmission. NOTE: Lockup valve body must be in the non lockup position to prevent over-heating.

Year	Engine	Dia	Hub	SPL	Pilot	Mount	Pilot Center To Bolt Center	Stall
78-On	400 ci Cast Crank	11"	Slots	23	1.81	4 Rectangular	5"	Low Stall

Chrysler

A727 (Lockup Omitted)

764A



NOTE: All have 130 teeth ring-gear 1" wide. These are lockup converters built with no lockup piston or lining to fit a lockup transmission. NOTE: The lockup valve body must be in the non lockup position to prevent over-heating.

Year	Engine	Dia	Hub	SPL	Pilot	Mount	Pilot Center To Bolt Center	Stall
78-On	225, 318 ci	11"	Slots	23	1.81	4 Rectangular	5"	Low Stall

918A



NOTE: Has weight D (see weights diagram at beginning of Chrysler section). NOTE: All have 130 teeth ring-gear 1" wide. These are lockup converters built with no lockup piston or lining to fit a lockup transmission. NOTE: Lockup valve body must be in the non lockup position to prevent over-heating.

Year	Engine	Dia	Hub	SPL	Pilot	Mount	Pilot Center To Bolt Center	Stall
78-On	360 ci Cast Crank	11"	Slots	23	1.81	4 Rectangular	5"	Low Stall

A727 (Lockup)

404



Has Blue or white high stall lockup decal. NOTE: All have 130 teeth ring-gear 1" wide.

Year	Engine	Dia	Hub	SPL	Pilot	Mount	Pilot Center To Bolt Center	Stall
78-On	225, 318 ci	11"	Slots	23	1.81	4 Rectangular	5"	High Stall

406



Has white low stall lockup decal. NOTE: All have 130 teeth ring-gear 1" wide.

Year	Engine	Dia	Hub	SPL	Pilot	Mount	Pilot Center To Bolt Center	Stall
78-On	318 ci	11"	Slots	23	1.81	4 Rectangular	5"	Low Stall

410



Has red high stall lockup decal. NOTE: All have 130 teeth ring-gear 1" wide. NOTE: Has weight D (see weights diagram at beginning of Chrysler section)

Year	Engine	Dia	Hub	SPL	Pilot	Mount	Pilot Center To Bolt Center	Stall
78-On	360 ci Cast Crank	11"	Slots	23	1.81	4 Rectangular	5"	High Stall

Chrysler

A727 (Lockup)

413



Has red low stall lockup decal. NOTE: All have 130 teeth ring-gear 1" wide. NOTE: Has weight D (see weights diagram at beginning of Chrysler section)

Year	Engine	Dia	Hub	SPL	Pilot	Mount	Pilot Center To Bolt Center	Stall
78-On	360 ci Cast Crank	11"	Slots	23	1.81	4 Rectangular	5"	Low Stall

423



Has red low stall lockup decal. NOTE: All have 130 teeth ring-gear 1" wide. NOTE: Has weight D (see weights diagram at beginning of Chrysler section)

Year	Engine	Dia	Hub	SPL	Pilot	Mount	Pilot Center To Bolt Center	Stall
78-On	400 ci Cast Crank	11"	Slots	23	1.81	4 Rectangular	5"	Low Stall

A727 (Non Lockup) 12 inch Units (Narrow Ring Gear)

090



NOTE: All have 130 teeth ring-gear. 1/2" wide.

Year	Engine	Dia	Hub	SPL	Pilot	Mount	Pilot Center To Bolt Center	Stall
62-66	All	12"	Slots	19	1.81	4 Rectangular	5 1/2"	

282



NOTE: Has weight C (See weights diagram at beginning of Chrysler section). NOTE: All have 130 teeth ring-gear. 1/2" wide.

Year	Engine	Dia	Hub	SPL	Pilot	Mount	Pilot Center To Bolt Center	Stall
72-77	400, 440 ci Cast Crank	12"	Slots	24	1.81	4 Rectangular	5 1/2"	

359



NOTE: All have 130 teeth ring-gear. 1/2" wide.

Year	Engine	Dia	Hub	SPL	Pilot	Mount	Pilot Center To Bolt Center	Stall
67-77	All 318 ci Steel Cranks	12"	Slots	24	1.81	4 Rectangular	5 1/2"	

Chrysler

A727 (Non Lockup) 12 inch Units (Narrow Ring Gear)

499



NOTE: Has weight D (See weights diagram at beginning of Chrysler section). NOTE: All have 130 teeth ring-gear. 1/2" wide.

Year	Engine	Dia	Hub	SPL	Pilot	Mount	Pilot Center To Bolt Center	Stall
72-77	360 ci Cast Crank	12"	Slots	24	1.81	4 Rectangular	5 1/2"	

839

No Photo Available

NOTE: Has weight B (See weights diagram at beginning of Chrysler section). NOTE: All have 130 teeth ring-gear. 1/2" wide.

Year	Engine	Dia	Hub	SPL	Pilot	Mount	Pilot Center To Bolt Center	Stall
72-73	440 ci Cast Crank	12"	Slots	24	1.81	4 Rectangular	5 1/2"	

A904 (Non Lockup)

168



Has 122 tooth ring-gear. NOTE: Units have low stall decals. NOTE: Has weight D (see weights diagram at beginning of Chrysler section)

Year	Engine	Dia	Hub	SPL	Pilot	Mount	Pilot Center To Bolt Center	Stall
76-On	360 ci Cast Crank	11"	Slots	27	1.81	4 Rectangular	5"	

212



Has 148 tooth ring-gear. NOTE: Units have low stall decals.

Year	Engine	Dia	Hub	SPL	Pilot	Mount	Pilot Center To Bolt Center	Stall
59-64	225 ci	11"	Slots	18	1.55	4 Rectangular	5"	

403



Has 122 tooth ring-gear. NOTE: Units have low stall decals.

Year	Engine	Dia	Hub	SPL	Pilot	Mount	Pilot Center To Bolt Center	Stall
62-67	225 ci	11"	Slots	18	1.55	4 Rectangular	5"	

Chrysler

A904 (Non Lockup)

694



Has High Stall Decal. Has 122 tooth ring-gear.

Year	Engine	Dia	Hub	SPL	Pilot	Mount	Pilot Center To Bolt Center	Stall
77-On	225 ci	11"	Slots	27	1.81	4 Rectangular	5"	High Stall

762



Has 122 tooth ring-gear. NOTE: Units have low stall decals.

Year	Engine	Dia	Hub	SPL	Pilot	Mount	Pilot Center To Bolt Center	Stall
68-On	225, 318 ci	11"	Slots	27	1.81	4 Rectangular	5"	

787



Has High Stall Decal. Has 122 tooth ring-gear. NOTE: Has weight D (see weights diagram at beginning of Chrysler section)

Year	Engine	Dia	Hub	SPL	Pilot	Mount	Pilot Center To Bolt Center	Stall
76-On	360 ci Cast Crank	11"	Slots	27	1.81	4 Rectangular	5"	High Stall

Special 904 (Lockup Omitted)

168A



NOTE: Has weight D (see weights diagram at beginning of Chrysler section).

Year	Engine	Dia	Hub	SPL	Pilot	Mount	Pilot Center To Bolt Center	Stall
78-On	360 ci Cast Crank	11"	Slots	26	1.81	4 Rectangular	5"	Low Stall

694A



Year	Engine	Dia	Hub	SPL	Pilot	Mount	Pilot Center To Bolt Center	Stall
78-On	225 ci	11"	Slots	26	1.81	4 Rectangular	5"	High Stall



Chrysler

Special 904 (Lockup Omitted)

762A



Year	Engine	Dia	Hub	SPL	Pilot	Mount	Pilot Center To Bolt Center	Stall
78-On	318 ci	11"	Slots	26	1.81	4 Rectangular	5"	Low Stall



Chrysler (Mitsubishi)

A904 (Baby) Mitsubishi Non Lockup

101

No Photo Available

Year	Engine	Dia	Hub	SPL	Pilot	Mount	Pilot Center To Bolt Center	Stall
79-80	1.4L, 1.6L	10"	Slots 1.125	22	1.03	3 Rectangular	4 7/8"	High Stall

131

No Photo Available

Year	Engine	Dia	Hub	SPL	Pilot	Mount	Pilot Center To Bolt Center	Stall
79-On	2.0L, 2.6L	10"	Slots 1.125	23	1.335	3 Rectangular	4 3/8"	Low Stall

138

No Photo Available

Fits Colts and Arrows

Year	Engine	Dia	Hub	SPL	Pilot	Mount	Pilot Center To Bolt Center	Stall
74-78	1.6L	10"	Slots	27	0.75	3 Square	4 1/8"	

138L

No Photo Available

Year	Engine	Dia	Hub	SPL	Pilot	Mount	Pilot Center To Bolt Center	Stall
78-79	1.6L	10"	Slots		0.75	3 Square	4 1/8"	

445

No Photo Available

Fits Colts and Arrows with inertia ring.

Year	Engine	Dia	Hub	SPL	Pilot	Mount	Pilot Center To Bolt Center	Stall
74-On	2.6L	10"	Slots	27	0.75	3 Square	4 1/8"	

Chrysler (Mitsubishi)

A904 (Baby) Mitsubishi Non Lockup

829

No Photo Available

Low stall with inertia ring on O.D.

Year	Engine	Dia	Hub	SPL	Pilot	Mount	Pilot Center To Bolt Center	Stall
78-79	2.0L, 2.6L	10"	Slots 1.125	23	1.335	3 Rectangular	4 3/8"	

836

No Photo Available

Year	Engine	Dia	Hub	SPL	Pilot	Mount	Pilot Center To Bolt Center	Stall
79-83	2.5L Pontiac	10"	Slots 1.125	23	1.335	3 Rectangular	4 3/8"	High Stall

AS68RC

TOY-56



Lock-Up, Mitsubishi 2 Ton Truck. Blue Paint Splotch on Front Cover, Blue Paint Splotch on Hub Side

Year	Engine	Dia	Hub	SPL	Pilot	Mount	Pilot Center To Bolt Center	Stall
2006		12 3/8"	1.842	24	1.572	6 Rectangular Pads	5 5/16"	

27-1



Dodge 5500 Truck 10B16A Stamped on Side

Year	Engine	Dia	Hub	SPL	Pilot	Mount	Pilot Center To Bolt Center	Stall
2008	6.7 Cummins	13 1/2"	2.025	24	2.123	6 Pads	6 1/8"	



Chrysler/Hyundai

KM170-177, F4A (Lockup & Non Lockup)

KM-1

No Photo Available

Non Lockup - smooth body. 106 tooth ring-gear. NOTE: KM170, KM170-2 transmission


Year	Engine	Dia	Hub	SPL	Pilot	Mount	Pilot Center To Bolt Center	Stall
79-84		10"	1.685	22	0.87	3 Hole Mounting Ring	4 1/2"	

Chrysler/Mitsubishi KM Series Torque Converter Cap Failure

The Problem:


The majority of the KM series Torque Converters use an Aluminum Stator Cap. The Cap is used for support and runs right against the turbine without any washer. If the converter gets contaminated with dirty transmission fluid – residue, metal filings etc, this material can get lodged between the Aluminum Cap and the turbine. The Aluminum Cap simply cannot hold up and will eventually wear away, causing damage. (When was the last time you used an aluminum washer in a transmission?).

Note: Grooves worn as a result of contamination



The TCS Solution:

TCS has manufactured a NEW Stator Cap using 660 Bearing Bronze that is noted for its excellent wear characteristics. All TCS KM Series torque converters are re-manufactured using the new Bronze Stator Cap.



Chrysler/Hyundai

KM170-177, F4A (Lockup & Non Lockup)

KM-2

No Photo Available

Non Lockup - smooth body. (May have one white dot on TC) 106 tooth ring-gear.

Year	Engine	Dia	Hub	SPL	Pilot	Mount	Pilot Center To Bolt Center	Stall
82-84		10"	1.685	24	1.06	3 Hole Mounting Ring	4 1/2"	

KM-3



Non Lockup - ribbed body. (May have two green dots on TC). 106 tooth ring-gear. NOTE: KM170, KM170-2 transmission.

Year	Engine	Dia	Hub	SPL	Pilot	Mount	Pilot Center To Bolt Center	Stall
82-88		10"	1.685	24	1.06	3 Hole Mounting Ring	4 1/2"	

KM-4



Lockup - ribbed body. (May have two blue dots or one yellow dot on TC). 106 tooth ring-gear. Codes: C2 / D2 / E4 / E6. NOTE: KM171-1, KM172, KM175 transmission

Year	Engine	Dia	Hub	SPL	Pilot	Mount	Pilot Center To Bolt Center	Stall
84-On	1.5L, 1.6L, 2.0L	10"	1.685	24	1.06	3 Hole Mounting Ring	4 1/2"	

KM-5



Lockup - ribbed body. 106 tooth ring-gear. Codes: H4 / C-4 NOTE: KM171-2, KM172, KM175 transmission.

Year	Engine	Dia	Hub	SPL	Pilot	Mount	Pilot Center To Bolt Center	Stall
86-On	1.5L, 1.6L, 2.0L	10"	1.685	24	1.06	3 Hole Mounting Ring	4 1/2"	

KM-6



Lockup - ribbed body. 106 tooth ring-gear. Codes: A2. NOTE: KM170, KM172, KM175 transmission.

Year	Engine	Dia	Hub	SPL	Pilot	Mount	Pilot Center To Bolt Center	Stall
86-On	1.5L	10"	1.685	24	1.06	3 Pads	4 1/2"	

Chrysler/Hyundai

KM170-177, F4A (Lockup & Non Lockup)

KM-7



Lockup - ribbed body. 106 tooth ring-gear. Codes: P2 / W2 / 71. NOTE: KM171, KM175, KM176, KM177 transmission.

Year	Engine	Dia	Hub	SPL	Pilot	Mount	Pilot Center To Bolt Center	Stall
89-On	1.5L, 2.0L	10"	1.685	20	1.06	3 Pads	4 1/2"	

KM-8



Lockup - ribbed body.

Year	Engine	Dia	Hub	SPL	Pilot	Mount	Pilot Center To Bolt Center	Stall
		10"	1.685	24	1.065	3 Hole Mounting Ring	4 1/2"	

KM-9



Lockup - ribbed body. 106 tooth ring-gear. Codes S2 / S4 / 51 / 56 / X4. NOTE: KM176 transmission

Year	Engine	Dia	Hub	SPL	Pilot	Mount	Pilot Center To Bolt Center	Stall
89-On	1.8L	10"	1.685	20	1.065	3 Hole Mounting Ring	4 1/2"	

KM-10



Lock up - ribbed body. 106 tooth ring-gear. Codes KH, KJ, KF, KV, IF, 52, 54, 76, V6, 1Q

Year	Engine	Dia	Hub	SPL	Pilot	Mount	Pilot Center To Bolt Center	Stall
89-On	1.8L, 2.0L	10"	1.685	20	1.065	3 Hole	4 1/2"	

KM-12



Non Lockup - ribbed body. 106 tooth ring-gear. Codes A1 / G7. NOTE: Km170-3 transmission

Year	Engine	Dia	Hub	SPL	Pilot	Mount	Pilot Center To Bolt Center	Stall
85-88	1.5L	10"	1.685	20	1.335	3 Pads	4 1/2"	

Chrysler/Hyundai

KM170-177, F4A (Lockup & Non Lockup)

KM-14



Non Lockup. 106 tooth ring-gear. Codes: 41 / P1. NOTE: KM171, 175, 176 transmission

Year	Engine	Dia	Hub	SPL	Pilot	Mount	Pilot Center To Bolt Center	Stall
92-94		10"	1.685	20	1.065	3 Pads	4 1/2"	

KM-16



Lockup - ribbed body. 110 tooth ring-gear. Codes: MT. NOTE: KM175, 176, F4A33 transmission

Year	Engine	Dia	Hub	SPL	Pilot	Mount	Pilot Center To Bolt Center	Stall
91-On	1.5L, 1.6L	11"	1.685	20	1.337	4 Pads	4 1/2"	

KM-17



Lockup. 110 tooth ring-gear. Codes: 3M, 3T, MM.

Year	Engine	Dia	Hub	SPL	Pilot	Mount	Pilot Center To Bolt Center	Stall
91-On		11"	1.685	20	1.337	4 Pads	4 1/2"	

KM-18



Non Lockup - ribbed body. 110 tooth ring-gear. Codes: LK. NOTE: F4A33 transmission (Eagle Talon)

Year	Engine	Dia	Hub	SPL	Pilot	Mount	Pilot Center To Bolt Center	Stall
92-On		11"	1.685	20	1.065	4 Pads	4 1/2"	

KM-19



Non Lockup. 106 tooth ring-gear. Codes: V7

Year	Engine	Dia	Hub	SPL	Pilot	Mount	Pilot Center To Bolt Center	Stall
92-On		11"	1.685	20	1.337	3 Pads	4 1/2"	



Chrysler/Hyundai

KM170-177, F4A (Lockup & Non Lockup)

KM-20

No Photo Available

Lockup. 110 tooth ring-gear.

Year	Engine	Dia	Hub	SPL	Pilot	Mount	Pilot Center To Bolt Center	Stall
93-On		10 1/8"	1.685	20	1.06	6 Hole Mounting Ring	4 3/8"	

KM-21

No Photo Available

Non Lockup. 110 tooth ring-gear. Codes: 6K

Year	Engine	Dia	Hub	SPL	Pilot	Mount	Pilot Center To Bolt Center	Stall
92-On		10 7/8"	1.685		1.06	4 Pads	4 1/4"	

KM-22



Code 3X

Year	Engine	Dia	Hub	SPL	Pilot	Mount	Pilot Center To Bolt Center	Stall
92-On		11"	1.685	20	1.06	4 Rectangular	4 3/8"	

KM-23



Code 22

Year	Engine	Dia	Hub	SPL	Pilot	Mount	Pilot Center To Bolt Center	Stall
93-On		10 1/8"	1.685		1.06	6 Hole Mounting Ring	4 3/8"	

Hyundai/Mitsubishi

F4A41/42/F4A51

KM-24



Sonata Code: YB

Year	Engine	Dia	Hub	SPL	Pilot	Mount	Pilot Center To Bolt Center	Stall
1997-On	2.5L V6	10 7/8"	1.693	20	1.06	4 Oval Pads	4 3/8"	

94-1



Mitsubishi Lancer, 2g Stenciled on Front and Hub Side

Year	Engine	Dia	Hub	SPL	Pilot	Mount	Pilot Center To Bolt Center	Stall
2002-03	1.8L, 2.0L, 2.4L	10 1/8"	1.495		1.336	4 Oval Pads	4 3/8"	

F5A51

94-2



LC or LB Stencil Mark on Front and Hub Side, 110 Tooth Ring Gear

Year	Engine	Dia	Hub	SPL	Pilot	Mount	Pilot Center To Bolt Center	Stall
2001	3.0L	10 7/8" Flats	.435	20	1.337	4 Oval Pads	4 3/8"	

F4A51

94-4



Hyundai Sante Fe, LE Stenciled, 110 Tooth Ring Gear

Year	Engine	Dia	Hub	SPL	Pilot	Mount	Pilot Center To Bolt Center	Stall
2001	2.7L	10 7/8"		20	1.337	4 Oval Pads	4 3/8"	

F4A41/42/F4A51

94-5



Lockup, JB Stecil (inside a square box) KAPEC JB 01 05 05785 stamped on Hub Side, Has 110 Tooth Ring Gear

Year	Engine	Dia	Hub	SPL	Pilot	Mount	Pilot Center To Bolt Center	Stall
2001		10 1/4"	1.792	20	1.060	4 Oval Pads	4 3/8"	

Hyundai/Mitsubishi

F4A41/42/F4A51

94-6



Hyundai Sonata, 4C (in a square) 4H or YC (in a Square) Stenciled on front and on Hub Side. 110 Tooth Ring Gear

Year	Engine	Dia	Hub	SPL	Pilot	Mount	Pilot Center To Bolt Center	Stall
2000	2.4L	10 7/8"	1.695	20	1.060	4 Oval Pads	4 3/8"	

94-7



Lock-Up, Mitsubishi Montero, RF and RE (in a square) Stenciled on Front and on Hub Side

Year	Engine	Dia	Hub	SPL	Pilot	Mount	Pilot Center To Bolt Center	Stall
2003	3.8L	10 7/8"	1.490	20	1.337	6 Oval Lugs	4 3/8"	

F4A51/F4A5A

94-8



Mitsubishi Eclipse, 6d Stenciled on Front, 6d Stenciled on Hub Side, White Dot, White Circle on Hub Side 110 Tooth Ring Gear

Year	Engine	Dia	Hub	SPL	Pilot	Mount	Pilot Center To Bolt Center	Stall
2000	3.0L	10 7/8"	1.690	20	1.337	4 Oval Pads Welded	4 3/8"	

94-13

No Photo Available

Mitsubishi Endeavor, 110 Tooth Ring Gear, 6g Stenciled on Front and Hub Side

Year	Engine	Dia	Hub	SPL	Pilot	Mount	Pilot Center To Bolt Center	Stall
2004	3.8L	10 7/8"	1.692	20	1.337	6 Oval Pads	4 3/8"	

43-452

94-9



Hyundia Elantra, HC Stencil on Hub Side, KAPEC HC 0707 02866 - Electric Pencil on Hub Side, 110 Tooth Ring Gear

Year	Engine	Dia	Hub	SPL	Pilot	Mount	Pilot Center To Bolt Center	Stall
2008	2.0L	10 1/8" Flanged		20	1.614	4 Oval Pads	4 3/8"	



Ford

2 Speed

F-7

No Photo Available

Year	Engine	Dia	Hub	SPL	Pilot	Mount	Pilot Center To Bolt Center	Stall
59-62	223, 292 ci	12 3/4"	Slots	31	1.572	3 Tabs	6 1/4"	

F-8

No Photo Available

Year	Engine	Dia	Hub	SPL	Pilot	Mount	Pilot Center To Bolt Center	Stall
59-62	332, 352, 361 ci	12 3/4"	Slots	31	1.848	3 Tabs	6 1/4"	

F-9



With 132 tooth ring gear and cooling shroud

Year	Engine	Dia	Hub	SPL	Pilot	Mount	Pilot Center To Bolt Center	Stall
60-62	144, 170 ci	10 3/4"	Slots	31	1.375	4 Studs	4 5/8"	

F-10

No Photo Available

With 132 tooth ring gear

Year	Engine	Dia	Hub	SPL	Pilot	Mount	Pilot Center To Bolt Center	Stall
1962	170 ci	10 3/4"	Slots	31	1.375	4 Studs	4 5/8"	

F-11

No Photo Available

Year	Engine	Dia	Hub	SPL	Pilot	Mount	Pilot Center To Bolt Center	Stall
1962	221, 260 ci	10 3/4"	Slots	31	1.375	4 Studs	4 5/8"	

Ford

2 Speed

F-12

No Photo Available

With 132 tooth ring gear and cooling shroud

Year	Engine	Dia	Hub	SPL	Pilot	Mount	Pilot Center To Bolt Center	Stall
63-64	144, 170 ci	10 3/4"	Flats	31	1.375	4 Studs	4 5/8"	

F-13



With 132 tooth ring gear

Year	Engine	Dia	Hub	SPL	Pilot	Mount	Pilot Center To Bolt Center	Stall
63-64	170 ci	10 3/4"	Flats	31	1.375	4 Studs	4 5/8"	

F-14

No Photo Available

Year	Engine	Dia	Hub	SPL	Pilot	Mount	Pilot Center To Bolt Center	Stall
63-64	260 ci	10 3/4"	Flats	31	1.375	4 Studs	4 5/8"	

F-14A

No Photo Available

Year	Engine	Dia	Hub	SPL	Pilot	Mount	Pilot Center To Bolt Center	Stall
63-64	260, 289 ci	11 3/4"	Flats	31	1.375	4 Studs	5 1/4"	

F-15

No Photo Available

Year	Engine	Dia	Hub	SPL	Pilot	Mount	Pilot Center To Bolt Center	Stall
63-64	223 ci	12 3/4"	Flats	31	1.572	3 Tabs	6 1/4"	



Ford

2 Speed

F-16

No Photo Available

Year	Engine	Dia	Hub	SPL	Pilot	Mount	Pilot Center To Bolt Center	Stall
63-64	352 ci	12 3/4"	Flats	31	1.848	3 Tabs	6 1/4"	

Cast Iron, BW12

F-1



Year	Engine	Dia	Hub	SPL	Pilot	Mount	Pilot Center To Bolt Center	Stall
58-62	292, 312 ci	12 3/4"	2 Ear	17	1.572	4 Studs	5 3/4"	

F-2



Year	Engine	Dia	Hub	SPL	Pilot	Mount	Pilot Center To Bolt Center	Stall
58-62	332, 352, 361, 390 ci	12 3/4"	2 Ear	29	1.848	4 Studs	5 3/4"	

F-2A

No Photo Available

Year	Engine	Dia	Hub	SPL	Pilot	Mount	Pilot Center To Bolt Center	Stall
58-63	292, 312 ci	12 3/4"	2 Ear	29	1.572	4 Studs	5 3/4"	

F-2B



Year	Engine	Dia	Hub	SPL	Pilot	Mount	Pilot Center To Bolt Center	Stall
63-67	352, 361, 390 ci	12 3/4"	2 Ear	29	1.848	4 Studs	5 3/4"	



Ford

Cast Iron, BW12

F-2C



Year	Engine	Dia	Hub	SPL	Pilot	Mount	Pilot Center To Bolt Center	Stall
63-64	260, 289 ci	11 3/4"	2 Ear	31	1.848	4 Studs	5 3/4"	

F-3



Lincoln, Edsel large case

Year	Engine	Dia	Hub	SPL	Pilot	Mount	Pilot Center To Bolt Center	Stall
58-61	410, 430 ci	13"	2 Ear	31	1.848	4 Studs	5 3/4"	

F-3A



Lincoln, Edsel large case

Year	Engine	Dia	Hub	SPL	Pilot	Mount	Pilot Center To Bolt Center	Stall
62-67	410, 430 ci	13"	2 Ear	31	1.848	4 Studs	5 3/4"	

F-5

No Photo Available

Year	Engine	Dia	Hub	SPL	Pilot	Mount	Pilot Center To Bolt Center	Stall
65-67	240, 289, 302 ci	12 3/4"	2 Ear	29	1.375	4 Studs	5 3/4"	

F-37

No Photo Available

Fits BW-12 Transmission

Year	Engine	Dia	Hub	SPL	Pilot	Mount	Pilot Center To Bolt Center	Stall
72-74	400 ci	12 3/4"	2 Ear	29	1.375 Ext. Cup	4 Studs	5 3/4"	

Ford/Mazda

4F27E/FN4A-EL/FNR5

17-1



Ford Focus. White paint splotch

Year	Engine	Dia	Hub	SPL	Pilot	Mount	Pilot Center To Bolt Center	Stall
99-On	2.0L	10 3/16"	1.573	16	0.825	4 Studs	4 7/16"	

17-3



Navy Blue Paint Swatch White Dot in Middle, Yellow Paint Swatch, Mazda Protege

Year	Engine	Dia	Hub	SPL	Pilot	Mount	Pilot Center To Bolt Center	Stall
99-On	1.6L, 1.8L	10 3/16"	1.573	16	0.825	4 Stepped Studs	4 1/2"	

17-4



Protege 5, Green Circle with Black Dot

Year	Engine	Dia	Hub	SPL	Pilot	Mount	Pilot Center To Bolt Center	Stall
2002	2.0L	10 3/16"	1.573	16	0.825	4 Studs	4 1/2"	

17-5



Mazda Protege, FNE2 Stencil, White paint splotch with black dot in center

Year	Engine	Dia	Hub	SPL	Pilot	Mount	Pilot Center To Bolt Center	Stall
2004	2.3L	10 7/8"	1.574	16	0.825	4 Stepped Studs	4 1/2"	

17-6



Lock-Up, Mazda 3, K3 Stenciled on Front and Hub Side NOTE: 1.5" Pilot Length from Body

Year	Engine	Dia	Hub	SPL	Pilot	Mount	Pilot Center To Bolt Center	Stall
2004	2.0L DOHC	10 1/8"	Milled Flat	16	0.825	4 Studs	4 1/2"	



Ford/Mazda

4F27E/FN4A-EL/FNR5

17-7

Lock-Up, Mazda 3, K2 Stenciled on Front and Hub Side



Year	Engine	Dia	Hub	SPL	Pilot	Mount	Pilot Center To Bolt Center	Stall
2005	2.3L	10 7/8"	Milled Flat	16	0.825	4 Studs	4 1/2"	

17-8

Lock-Up, Mazda 3, 5 Speed, S4 and FNS4 stenciled on Front, Same stenciled on Hub Side



Year	Engine	Dia	Hub	SPL	Pilot	Mount	Pilot Center To Bolt Center	Stall
2006-08	2.3L	10 7/8"	Flanged	16	0.825	4 Studs	4 1/2"	

Ford

A4LD, 4R44E, 4R55E, 5R55E

A4LD-1



Row of ribs by outside weld at 45 deg angle. Pilot 1.450 long

Year	Engine	Dia	Hub	SPL	Pilot	Mount	Pilot Center To Bolt Center	Stall
85-On	2.3, 2.9, 3.0L	10 3/4"	Flats	21	.750, .825 Stepped	4 Studs	4 5/8"	High Stall

A4LD-2



Pilot 1.450 long

Year	Engine	Dia	Hub	SPL	Pilot	Mount	Pilot Center To Bolt Center	Stall
90-On	4.0L	10 3/4"	Flats	21	.750, .825 Stepped	4 Studs	4 5/8"	Low Stall

A4LD-3



Row of ribs by outside weld at 45 deg angle. Pilot 1.000 long, fits Merkur Scorpio.

Year	Engine	Dia	Hub	SPL	Pilot	Mount	Pilot Center To Bolt Center	Stall
85-On	2.3L	10 3/4"	Flats	21	.750, .825 Stepped	4 Studs	4 5/8"	High Stall

A4LD-4



Lock-Up, NOTE: Identical Converter to the A4LD-2 but has a 2.25" Long Hub

Year	Engine	Dia	Hub	SPL	Pilot	Mount	Pilot Center To Bolt Center	Stall
2003	4.0L	10 3/4"	Flats	21	.750 .825 Stepped	4 Studs	4 5/8"	Low Stall

A4LD-5



Ford Ranger, NOTE: Has Longer Hub. Same as A4LD-1 except for pilot and overall height.

Year	Engine	Dia	Hub	SPL	Pilot	Mount	Pilot Center To Bolt Center	Stall
2002	3.0L	10 3/4"	1.598 Flats	21	.750 .825 Stepped	4 Studs	4 5/8"	High Stall



Ford

6R80E

6R-1

Ford F150, 9L3P 7902 on Front - Electric Pencil

No Photo Available

Year	Engine	Dia	Hub	SPL	Pilot	Mount	Pilot Center To Bolt Center	Stall
2009	4.6L	11 1/4"	1.748	27	1.375	4 Studs in Plate	5 3/4"	

Ford

AOD, AODE, 4R70W

AODE-1



Lockup. Row of ribs by outside weld at 45 deg angle. Codes: 51A / 61A / 63A / 65A / 72A / 75A / 76A / 77A / 59A / 80A / 88A / 82A / 96A / 98A

Year	Engine	Dia	Hub	SPL	Pilot	Mount	Pilot Center To Bolt Center	Stall
92-On	302 ci 4.6L	12 3/4"	1.985	31	1.375	4 Studs	5 13/16"	High Stall

AODE-2



NOTE: Smaller mounting bolt radius. Codes 52A / 62A / 70A / 78A / 81A / 92A / 04B / 20B (Mustangs, Lincoln Mark VIII)

Year	Engine	Dia	Hub	SPL	Pilot	Mount	Pilot Center To Bolt Center	Stall
92-On	3.8L, 4.6L	12"	1.985	31	1.375	4 Studs	5 5/16"	High Stall

AODE-3



Codes 67A / 84A / 99A

Year	Engine	Dia	Hub	SPL	Pilot	Mount	Pilot Center To Bolt Center	Stall
93-On	4.6L, 5.4L, 302 ci	12 3/4"	1.985	31	1.375	4 Studs	5 13/16"	Low Stall

AODE-4



Codes 59A / 69A / 71A / 73A

Year	Engine	Dia	Hub	SPL	Pilot	Mount	Pilot Center To Bolt Center	Stall
92-On	6 cyl Turbo	12 3/4"	1.985	31	1.375	4 Studs	5 13/16"	Extra High Stall

F-43



Year	Engine	Dia	Hub	SPL	Pilot	Mount	Pilot Center To Bolt Center	Stall
1980-93	351 ci	12 3/4"	1.985	35	1.375	4 Studs	5 3/4"	Low Stall



Ford

AOD, AODE, 4R70W

F-44



Row of ribs by outside weld at 45 deg angles

Year	Engine	Dia	Hub	SPL	Pilot	Mount	Pilot Center To Bolt Center	Stall
1980-93	300, 302 ci	12 3/4"	1.985	35	1.375	4 Studs	5 3/4"	High Stall

F-45



Codes 18A / 19A / 30A / 36A / 37A / 44A / 56A

Year	Engine	Dia	Hub	SPL	Pilot	Mount	Pilot Center To Bolt Center	Stall
1980-93	6 cyl Turbo	12 3/4"	1.985	35	1.375	4 Studs	5 3/4"	Extra High Stall

ATX

ATX-1



Low stall with codes D05 / E05 / E14 / F05

Year	Engine	Dia	Hub	SPL	Pilot	Mount	Pilot Center To Bolt Center	Stall
81-86	1.6L, 2.3L	10"	Blank	24 34	0.825	4 Studs	4 3/8"	Low Stall

ATX-2



High stall with codes B01 / D06 / D12 / D14 / E02 / E10 / E11 / E16

Year	Engine	Dia	Hub	SPL	Pilot	Mount	Pilot Center To Bolt Center	Stall
81-On	1.6L, 1.9L	10"	Blank	24 34	0.825	4 Studs	4 3/8"	High Stall

ATX-3



With codes E17 / E24. Uses drive sleeve. NOTE: Drive sleeve not supplied.

Year	Engine	Dia	Hub	SPL	Pilot	Mount	Pilot Center To Bolt Center	Stall
86-On	2.3L	10"	Blank	30	0.825	4 Studs	4 3/8"	

Ford

ATX

ATX-4



With codes E19 / E20 / E25. Uses drive sleeve. NOTE: Drive sleeve not supplied

Year	Engine	Dia	Hub	SPL	Pilot	Mount	Pilot Center To Bolt Center	Stall
86-On	1.9L	10"	Blank	30	0.825	4 Studs	4 3/8"	

ATX-5A



With code E30, except with centrifugal clutch removed. NOTE: Drive Sleeve not supplied.

Year	Engine	Dia	Hub	SPL	Pilot	Mount	Pilot Center To Bolt Center	Stall
86-On	2.5L, 2.3L	10"	Blank	24 34	0.825	4 Studs	4 3/8"	

AXOD, AXODE, AX4S, AX4N/4F50N

AX4-1



Modulated clutch type. Codes 29 / 39. NOTE: 25 spline has 2 or 4 dimple when looking into hub spline area. 25 spline - no dimples

Year	Engine	Dia	Hub	SPL	Pilot	Mount	Pilot Center To Bolt Center	Stall
94-On	3.8L, 4.6L	10 3/4"	1.995	25	0.825	4 Studs	4 3/8"	Low Stall

AX4-2



Modulated clutch type. Codes 19 / 20 / 30 / 32 / 44 / 45. Note: 25 spline has 2 or 4 dimples when looking into the spline area. 25 spline - has no dimples.

Year	Engine	Dia	Hub	SPL	Pilot	Mount	Pilot Center To Bolt Center	Stall
94-On	3.0L	10 3/4"	1.995	25	0.825	4 Studs	4 3/8"	High Stall

AX4-5



SHO Model only with reduced primary size. Modulated clutch type. Codes 28 / 42. NOTE: 25 spline has 2 or 4 dimple when looking into hub spline area. 25 spline - no dimples

Year	Engine	Dia	Hub	SPL	Pilot	Mount	Pilot Center To Bolt Center	Stall
94-On	3.2L SHO	10 3/4"	1.995	25	0.825	4 Studs	4 3/8"	



Ford

AXOD, AXODE, AX4S, AX4N/4F50N

AX4-6



Lockup, 3F2P-AF 0306300 Stamped, or codes 3F1P-AG, 3F2P-AH or 5F2P-AD. Front looks like AX4 but has 5R55N Dampner setup inside

Year	Engine	Dia	Hub	SPL	Pilot	Mount	Pilot Center To Bolt Center	Stall
2004-05	3.0L, 4.2L	11"	Blank with Bushing	25	0.823	4 Studs	4 7/16"	

AXOD-1



Codes 01 / 90 / 06 / 08 / 34 / 53 / 17 / 40 / 27

Year	Engine	Dia	Hub	SPL	Pilot	Mount	Pilot Center To Bolt Center	Stall
86-On	3.0L	10 3/4"	1.995	23	0.825	4 Studs	4 3/8"	High Stall

AXOD-2



Codes 03 / 07 / 46 / 12 / 47

Year	Engine	Dia	Hub	SPL	Pilot	Mount	Pilot Center To Bolt Center	Stall
86-On	3.8L	10 3/4"	1.995	23	0.825	4 Studs	4 3/8"	Low Stall

AXOD-3



Modulated clutch type. Codes 15 / 08 / 38 / 25 / 11

Year	Engine	Dia	Hub	SPL	Pilot	Mount	Pilot Center To Bolt Center	Stall
91-On	3.8L	10 3/4"	1.995	23	0.825	4 Studs	4 3/8"	Low Stall

AXOD-4



Modulated clutch type. Codes 10 / 37 / 14 / 43 / 18 / 36 / 24

Year	Engine	Dia	Hub	SPL	Pilot	Mount	Pilot Center To Bolt Center	Stall
91-On	3.0L	10 3/4"	1.995	23	0.825	4 Studs	4 3/8"	High Stall



Ford

AXOD, AXODE, AX4S, AX4N/4F50N

AXOD-5



SHO Model only with reduced primary size. Modulated clutch type. Codes 18 / 36

Year	Engine	Dia	Hub	SPL	Pilot	Mount	Pilot Center To Bolt Center	Stall
93-On	3.0L SHO	10 3/4"	1.995	23	0.825	4 Studs	4 3/8"	

C-3

F-35

No Photo Available

NOTE: Specify thread size

Year	Engine	Dia	Hub	SPL	Pilot	Mount	Pilot Center To Bolt Center	Stall
74-75	Some 4 Cyl	9 3/4"	Flats	21	.750-.825 Stepped	3 Rectangular	4 1/4"	

F-36

No Photo Available

High Stall. Row of ribs by outside weld at 45 deg angle. NOTE: Your core may have 10mm x 1.00 threads. If so use GM Metric bolts.

Year	Engine	Dia	Hub	SPL	Pilot	Mount	Pilot Center To Bolt Center	Stall
74-On	Some 4Cyl & 2.8L V6	10 3/4"	Flats	21	.750-.825 Stepped	3 Rectangular 10mmx1.5	4 1/2"	

F-39

No Photo Available

Year	Engine	Dia	Hub	SPL	Pilot	Mount	Pilot Center To Bolt Center	Stall
77-On	3.3L	10 3/4"	Flats	21	1.375	3 Rectangular 10mmx1.5	4 1/2"	Low Stall

F-40

No Photo Available

Year	Engine	Dia	Hub	SPL	Pilot	Mount	Pilot Center To Bolt Center	Stall
77-80	Some 2.8L V6	10 3/4"	Flats	21	.750-.825 Stepped	3 Rectangular 10mmx1.5	4 1/2"	Low Stall

Ford

C-3

F-51

No Photo Available

Year	Engine	Dia	Hub	SPL	Pilot	Mount	Pilot Center To Bolt Center	Stall
80-On	3.3L	10 3/4"	Flats	21	1.375	4 Studs	4 5/8"	Low Stall

F-52



Row of ribs by outside weld at 45 deg angle

Year	Engine	Dia	Hub	SPL	Pilot	Mount	Pilot Center To Bolt Center	Stall
80-On	2.3L	10 3/4"	Flats	21	.750-.825 Stepped	4 Studs	4 5/8"	High Stall

C-4

F-17

No Photo Available

Year	Engine	Dia	Hub	SPL	Pilot	Mount	Pilot Center To Bolt Center	Stall
1964	223 ci	11 3/4"	Flats	24	1.572	4 Studs	5 1/4"	

F-18



Note: Drain Plug Centered Between 2 Studs

Year	Engine	Dia	Hub	SPL	Pilot	Mount	Pilot Center To Bolt Center	Stall
64-69	260, 289, 302 ci	11 3/4"	Flats	24	1.375	4 Studs	5 1/4"	

F-19



With 132 tooth ring gear

Year	Engine	Dia	Hub	SPL	Pilot	Mount	Pilot Center To Bolt Center	Stall
64-69	170, 200 ci	10 3/4"	Flats	24	1.375	4 Studs	4 5/8"	

Ford

C-4

F-21



Year	Engine	Dia	Hub	SPL	Pilot	Mount	Pilot Center To Bolt Center	Stall
65-69	240, 289, 300 ci	12 3/4"	Flats	24	1.375	4 Studs	5 3/4"	

F-26



NOTE: Drain plug centered between two studs.

Year	Engine	Dia	Hub	SPL	Pilot	Mount	Pilot Center To Bolt Center	Stall
70-81	250, 302 ci	11 3/4"	Flats	26	1.375	4 Studs	5 1/4"	

F-26A



Year	Engine	Dia	Hub	SPL	Pilot	Mount	Pilot Center To Bolt Center	Stall
73-81	302 ci	11 3/4"	Flats	26	1.375 Ext. Cup	4 Studs	5 1/4"	

F-27



With 132 tooth ring gear

Year	Engine	Dia	Hub	SPL	Pilot	Mount	Pilot Center To Bolt Center	Stall
70-81	200 ci	10 3/4"	Flats	26	1.375	4 Studs	4 5/8"	

F-28



NOTE: Drainplug beside stud

Year	Engine	Dia	Hub	SPL	Pilot	Mount	Pilot Center To Bolt Center	Stall
70-81	300, 302, 255, 351 ci	12 3/4"	Flats	26	1.375	4 Studs	5 3/4"	



Ford

C-4

F-28B



Higher stall than F-28. Row of ribs by outside weld at 45 deg angle

Year	Engine	Dia	Hub	SPL	Pilot	Mount	Pilot Center To Bolt Center	Stall
78-81	200 ci	12 3/4"	Flats	26	1.375	4 Studs	5 3/4"	

F-29



Pinto, Capri, Fairmont, Ranger. High Stall. Rows of ribs outside weld at 45 deg angle

Year	Engine	Dia	Hub	SPL	Pilot	Mount	Pilot Center To Bolt Center	Stall
71-83	140 ci	10 3/4"	Flats	26	0.825	4 Studs	4 5/8"	High Stall

F-32



Capri with cooling shroud

Year	Engine	Dia	Hub	SPL	Pilot	Mount	Pilot Center To Bolt Center	Stall
71-74	140 ci	10 3/8"	Flats	26	0.547	4 Threaded Brackets	4 1/2"	

F-33

No Photo Available

Capri with cooling shroud

Year	Engine	Dia	Hub	SPL	Pilot	Mount	Pilot Center To Bolt Center	Stall
71-73	2600cc	10"	Flats	26	0.75	4 Studs	4 5/8"	

F-33A

No Photo Available

Pilot is 1 3/4 long

Year	Engine	Dia	Hub	SPL	Pilot	Mount	Pilot Center To Bolt Center	Stall
73-75	2800cc	10 3/4"	Flats	26	0.825	4 Studs	4 5/8"	

Ford

C-4

F-33B

No Photo Available

Capri Pilot is 1 3/4" long.

Year	Engine	Dia	Hub	SPL	Pilot	Mount	Pilot Center To Bolt Center	Stall
73-75	2800cc	10 3/4"	Flats	26	0.75	4 Studs	4 5/8"	

F-34



Mustang, Capri, Pinto. High Stall. Row of ribs by outside weld at 45 deg angle

Year	Engine	Dia	Hub	SPL	Pilot	Mount	Pilot Center To Bolt Center	Stall
73-81	2800cc	10 3/4"	Flats	26	0.75	4 Studs	4 5/8"	

F-38



Mustang II

Year	Engine	Dia	Hub	SPL	Pilot	Mount	Pilot Center To Bolt Center	Stall
75-81	302 ci	10 3/4"	Flats	26	1.375	4 Studs	4 5/8"	

F-41

No Photo Available

Mustang, Bronco, Ranger

Year	Engine	Dia	Hub	SPL	Pilot	Mount	Pilot Center To Bolt Center	Stall
79-84	2800cc	10 3/4"	Flats	26	0.75	4 Studs	4 5/8"	

C-5

F-34



Rows of ribs by outside weld at 45 deg angle

Year	Engine	Dia	Hub	SPL	Pilot	Mount	Pilot Center To Bolt Center	Stall
All	2.8L	10 3/4"	Flats	26	0.75	4 Studs	4 5/8"	High Stall

Ford

C-5

F-50A



Special non lockup feature. High stall. Row of ribs by outside weld at 45 deg angle

Year	Engine	Dia	Hub	SPL	Pilot	Mount	Pilot Center To Bolt Center	Stall
All	5.0L	12 3/4"	Flats	26	1.375	4 Studs	5 3/4"	High Stall

C-6

F-23



Year	Engine	Dia	Hub	SPL	Pilot	Mount	Pilot Center To Bolt Center	Stall
66-76	360, 390, 410, 427, 428, 429 ci	12 3/4"	Flats	31	1.848	4 Studs	5 3/4"	

F-23L



Used with two piece flex plate

Year	Engine	Dia	Hub	SPL	Pilot	Mount	Pilot Center To Bolt Center	Stall
66-70	460, 462 ci Lincoln	12 3/4"	Flats	31	1.848	4 Studs	5 3/4"	

F-30



Year	Engine	Dia	Hub	SPL	Pilot	Mount	Pilot Center To Bolt Center	Stall
71-On	300, 302, 351, 400, 460 ci	12 3/4"	Flats	31	1.375	4 Studs	5 3/4"	

F-30B



Higher stall than F-30. Row of ribs by outside weld at 45 deg angle

Year	Engine	Dia	Hub	SPL	Pilot	Mount	Pilot Center To Bolt Center	Stall
71-On	Some 6 Cyl	12 3/4"	Flats	31	1.375	4 Studs	5 3/4"	



Ford

C-6

F-30D



With reinforced vanes and studs. Diesel light duty. Note: Can use with a Gasoline Engine

Year	Engine	Dia	Hub	SPL	Pilot	Mount	Pilot Center To Bolt Center	Stall
70-On	Diesel	12 3/4"	Flats	31	1.375	4 Studs	5 3/4"	

F-30D-HD



Special heavy duty converter for motor homes, diesel trucks, etc. With furnace brazed vanes, two bearings, steel splines, reinforced studs. Lower stall for better mileage and cooler running temperatures. Note: Can be used with a Gasoline Engine

Year	Engine	Dia	Hub	SPL	Pilot	Mount	Pilot Center To Bolt Center	Stall
71-On	Diesels 460 ci etc	12 3/4"	Flats	31	1.375	4 Studs	5 3/4"	

F-31



Year	Engine	Dia	Hub	SPL	Pilot	Mount	Pilot Center To Bolt Center	Stall
71-75	351 ci Cobra Jet	10 3/4"	Flats	31	1.375	4 Studs	4 5/8"	

F-31A

No Photo Available

Year	Engine	Dia	Hub	SPL	Pilot	Mount	Pilot Center To Bolt Center	Stall
73-75	351 ci Cobra Jet	10 3/4"	Flats	31	1.375	8 Studs	4 5/8"	

CD4E

CD-1



NOTE: May have letter A stamped by pilot. Codes F3RP / F5RP

Year	Engine	Dia	Hub	SPL	Pilot	Mount	Pilot Center To Bolt Center	Stall
94-On	2.0L, 2.5L	10 1/2"	2.14	30	0.825	4 Studs	4 3/8"	High Stall

Ford

CD4E

CD-2



NOTE: May have letter C stamped by pilot. Codes F4RP

Year	Engine	Dia	Hub	SPL	Pilot	Mount	Pilot Center To Bolt Center	Stall
94-On	2.0L, 2.5L	10 1/2"	2.14	30	0.825	4 Studs	4 3/8"	Low Stall

CD-3



Ford Escape

Year	Engine	Dia	Hub	SPL	Pilot	Mount	Pilot Center To Bolt Center	Stall
2001	2.5L	10 7/8"	2.14	30	0.825	4 Studs	4 7/16"	

CD-4



Ford Escape (All Wheel Drive), H stamped on Pilot, 5L8P-702-DA, 15805-15-27:4S, 1 Black Paint Dot

Year	Engine	Dia	Hub	SPL	Pilot	Mount	Pilot Center To Bolt Center	Stall
2006	3.0L V6	10 3/4"	2.140	30	0.825	4 Studs	4 7/16"	

CFT30 (CVT)

78-1



Ford Freestyle - CVT Transmission. P82 Stenciled on Front, 01 05 Made By SACHS (Stamped by pilot), P82 085116 000791 (Stenciled near weld)

Year	Engine	Dia	Hub	SPL	Pilot	Mount	Pilot Center To Bolt Center	Stall
2005	3.0L	11 1/4"	2.435	27	1.375	4 Studs	4 5/8"	

E4OD/4R100

E4OD-1



Row of ribs by outside weld at 45 deg angle (Has new LUK Piston)

Year	Engine	Dia	Hub	SPL	Pilot	Mount	Pilot Center To Bolt Center	Stall
89-On	300, 302, 351 ci & 5.4L	12 3/4"	2.00	31	1.375	4 Studs	5 3/4"	High Stall



Ford

E4OD/4R100

E4OD-1HD



With furnace brazed pump and impellers, reinforced studs, heat treated splines, and new LUK lockup piston

Year	Engine	Dia	Hub	SPL	Pilot	Mount	Pilot Center To Bolt Center	Stall
89-On	300, 302, 351 ci	12 3/4"	2.00	31	1.375	4 Studs	5 3/4"	High Stall

E4OD-2



(Has new LUK Piston)

Year	Engine	Dia	Hub	SPL	Pilot	Mount	Pilot Center To Bolt Center	Stall
89-On	460 ci	12 3/4"	2.00	31	1.375	4 Studs	5 3/4"	Low Stall

E4OD-2HD



With furnace brazed pump and impellers, reinforced studs, heat treated splines, and new LUK lockup piston

Year	Engine	Dia	Hub	SPL	Pilot	Mount	Pilot Center To Bolt Center	Stall
89-On	460 ci	12 3/4"	2.00	31	1.375	4 Studs	5 3/4"	Low Stall

Ford

E4OD/4R100

E4OD-2HD

Stud Alert!!

Possible problem on Torque Converters utilizing Mounting Studs

Applying **TOO** much torque to the studs on those converters using studs rather than mounting pads can result in stud breakage and/or distortion.



To ensure that this doesn't happen to a job you are working on, make sure you use a torque wrench when bolting the converter to the flex plate and apply no more than 34 ft/lbs of pressure. The minimum torque requirement is 20 ft/lbs. If, due to limited space, you cannot fit your Torque Wrench in the space available, try using an Air Regulator on your Air Impact wrench.

NOTE: TCS Does NOT Warranty broken studs on the Torque Converters we sell.



Ford

E4OD/4R100

E4OD-3 *E4OD-3BC (same unit with a Billet Cover)



With furnace brazed pump and impellers, reinforced studs, heat treated splines, and new LUK lockup piston

Year	Engine	Dia	Hub	SPL	Pilot	Mount	Pilot Center To Bolt Center	Stall
89-On	7.3L Diesel	12 3/4"	2.00	31	1.375	4 Studs	5 3/4"	Low Stall

E4OD-5 *E4OD-5BC (same unit with a Billet Cover)



With furnace brazed pump and impellers, reinforced studs, heat treated splines, and new LUK lockup piston

Year	Engine	Dia	Hub	SPL	Pilot	Mount	Pilot Center To Bolt Center	Stall
94-On	7.3L Diesel	12 3/4"	2.00	31	1.375	6 Short Studs	5 3/4"	Low Stall

E4OD-5MD



Same unit as the E4OD-5 with a Triple Disc Lock-Up Clutch, Furnace brazed pump and impellers, reinforced studs, heat treated splines

Year	Engine	Dia	Hub	SPL	Pilot	Mount	Pilot Center To Bolt Center	Stall
94-On	7.3L Diesel	12 3/4"	2.00	31	1.375	6 Short Studs	5 3/4"	Low Stall

FMX

F-24



Year	Engine	Dia	Hub	SPL	Pilot	Mount	Pilot Center To Bolt Center	Stall
68-79	240, 289, 300, 302, 351 ci	12 3/4"	Flats	29	1.375	4 Studs	5 3/4"	

F-25

No Photo Available

Year	Engine	Dia	Hub	SPL	Pilot	Mount	Pilot Center To Bolt Center	Stall
68-72	361, 390 ci	12 3/4"	Flats	29	1.848	4 Studs	5 3/4"	



Ford

FMX

F26B

Used with PHA Transmission



Year	Engine	Dia	Hub	SPL	Pilot	Mount	Pilot Center To Bolt Center	Stall
74-75	302 ci	11 3/4"	Flats	29	1.375 Ext. Cup	4 Studs	5 1/4"	

5R55N, 5R55S, 5R55W

58-2

Ford Explorer, Lincoln LS, - 8 Studs



Year	Engine	Dia	Hub	SPL	Pilot	Mount	Pilot Center To Bolt Center	Stall
02-On	3.9L, 4.6L	11 1/8"	Flats	29	0.375	8 Studs	4 3/8"	

58-3

Lincoln LS, Lock-up, Special marks on front - 7229 XW4P-BC, B stamped at base of Hub & A stamped on other side



Year	Engine	Dia	Hub	SPL	Pilot	Mount	Pilot Center To Bolt Center	Stall
2000	3.0L V6	11 1/8"	2.280	A4LD	1.375	4 Studs	4 3/8"	

5R110W - 5 Speed RWD

38-4



Year	Engine	Dia	Hub	SPL	Pilot	Mount	Pilot Center To Bolt Center	Stall
2003-On	5.4 Gas	12 3/4"	1.995	31	1.375	6 Studs	5 11/16"	

38-5



Year	Engine	Dia	Hub	SPL	Pilot	Mount	Pilot Center To Bolt Center	Stall
2003-On	6.0 L Diesel	12 3/4"	1.995	31	1.375	6 Studs	5 11/16"	



Ford

5R110W - 5 Speed RWD

38-7

No Photo Available

Lock-Up, Ford F350, 6mm 7Q 0047 2 Stamped by Pilot, Yellow Paint Splotch on Hub Side

Year	Engine	Dia	Hub	SPL	Pilot	Mount	Pilot Center To Bolt Center	Stall
2008		12 3/4"	1.985		1.375	8 Studs		

Ford/GM/Mazda

F3A - 3 Speed FWD

F3A-1



Mazda GLC. NOTE: .430 long pads

Year	Engine	Dia	Hub	SPL	Pilot	Mount	Pilot Center To Bolt Center	Stall
81-87		9 3/4"	1.768	18	0.785	4 Round	4 1/4"	

F3A-2



Chevy Spectrum. NOTE: .550 long pads

Year	Engine	Dia	Hub	SPL	Pilot	Mount	Pilot Center To Bolt Center	Stall
81-87		9 3/4"	1.768	18	0.785	4 Round	4 1/4"	

F3A-3



Mazda 626 with blue paint on impeller.

Year	Engine	Dia	Hub	SPL	Pilot	Mount	Pilot Center To Bolt Center	Stall
81-86		10"	1.768	18	1.375	4 Round	4 1/2"	

F3A-4A



NOTE: Yellow paint on front, centrifugal clutch omitted.

Year	Engine	Dia	Hub	SPL	Pilot	Mount	Pilot Center To Bolt Center	Stall
85-On		11"	1.768	18	0.785	4 Round	4 1/8"	

F3A-5A



NOTE: Brown paint on front, centrifugal clutch omitted.

Year	Engine	Dia	Hub	SPL	Pilot	Mount	Pilot Center To Bolt Center	Stall
85-On		11"	1.768	18	0.825	4 Round	4 1/8"	



Ford/GM/Mazda

F3A - 3 Speed FWD

F3A-6



Ford Festiva - Non Lockup. Code: Blue and white dot on converter.

Year	Engine	Dia	Hub	SPL	Pilot	Mount	Pilot Center To Bolt Center	Stall
1988-93		10 1/8"	1.768	18	0.825	4 Round	4 7/16"	

F3A-7



Non Lockup. Code B1

Year	Engine	Dia	Hub	SPL	Pilot	Mount	Pilot Center To Bolt Center	Stall
		10"	1.768	18	0.708	4 Round	4 3/16"	

F3A-8



Ford Festiva, Tracer. Code Black paint swatch.

Year	Engine	Dia	Hub	SPL	Pilot	Mount	Pilot Center To Bolt Center	Stall
1988-93		10 1/8"	1.768	18	0.825	4 Studs	4 1/2"	

F3A-9



Code: Light Blue paint swatch

Year	Engine	Dia	Hub	SPL	Pilot	Mount	Pilot Center To Bolt Center	Stall
1989		10 1/8"	1.768	18	0.785	4 Round	4 3/8"	

Ford/Mazda

F4AEL, 1F4E, F4E111, FB4A-EL

G4A-2



Codes: Q25E / Q25F / Q25G. 2 orange dots. NOTE: The same identification codes may be stenciled on several converters. Review splines and other measurements to determine the correct converter.

Year	Engine	Dia	Hub	SPL	Pilot	Mount	Pilot Center To Bolt Center	Stall
90-On	1.8L	10 1/4"	2.67	21	0.825	4 Studs	4 1/2"	

G4A-8



Code: Q20F. 2 white dots. NOTE: The same identification codes may be stenciled on several converters. Review splines and other measurements to determine the correct converter.

Year	Engine	Dia	Hub	SPL	Pilot	Mount	Pilot Center To Bolt Center	Stall
89-On	1.6L	10 1/4"	2.67	21	0.825	4 Studs	4 1/2"	

G4A-16



Ford Escort. Code: 1 white dot. NOTE: The same identification codes may be stenciled on several converters. Review splines and other measurements to determine the correct converter.

Year	Engine	Dia	Hub	SPL	Pilot	Mount	Pilot Center To Bolt Center	Stall
97-On		10 1/8"	2.67	21	0.825	4 Studs	4 1/2"	



Geo/Isuzu/Mazda

JF403E - 4 Speed FWD (Also called LJ4A-EL)

RL-30



Codes: A1 / A3 / KF1

Year	Engine	Dia	Hub	SPL	Pilot	Mount	Pilot Center To Bolt Center	Stall
90-On		10 1/4"	Flats 1.650	18	0.785	6 Pads	4 1/2"	

RL-32

No Photo Available

Codes: K2

Year	Engine	Dia	Hub	SPL	Pilot	Mount	Pilot Center To Bolt Center	Stall
94-On	2.3L S/Charged	10 13/16"	Flats 1.650	20	0.785	4 Round	4 1/2"	

Ford/Mazda

G4AEL, HL, GF4AEL, 4EATG

G4A-1



Mazda 323. Code: Q20, 1 green dot. NOTE: The same identification codes may be stenciled on several converters. Review splines and other measurements to determine the correct converter.

Year	Engine	Dia	Hub	SPL	Pilot	Mount	Pilot Center To Bolt Center	Stall
87-On	1.6L	10 1/4"	2.67	21	0.785	4 Studs	4 1/2"	

G4A-3



Mazda 626. Caution - Spline Count difference! Codes: R35B / R35PB. NOTE: The same identification codes may be stenciled on several converters. Review splines and other measurements to determine the correct converter.

Year	Engine	Dia	Hub	SPL	Pilot	Mount	Pilot Center To Bolt Center	Stall
1987		10 3/4"	2.67	25	1.375	4 Studs	4 1/2"	

G4A-4



Mazda 626, MX6, Ford Probe. Caution - Spline count difference! Caution - R40B could also be G4A-15 - Measure Pilot. Codes: R35B / R35PC / R40B / R40PB / FU31F / FU35F

Year	Engine	Dia	Hub	SPL	Pilot	Mount	Pilot Center To Bolt Center	Stall
88-On		10 3/4"	2.67	21	1.375	4 Studs	4 1/2"	

G4A-7



Mazda 626, 323. Code: R35 NOTE: The same identification codes may be stenciled on several converters. Review splines and other measurements to determine the correct converter.

Year	Engine	Dia	Hub	SPL	Pilot	Mount	Pilot Center To Bolt Center	Stall
87-On		10 3/4"	2.67	25	1.375	4 Studs	4 1/2"	

G4A-9



Mercury Capri. Code: Q20G, 2 pink dots. NOTE: The same identification codes may be stenciled on several converters. Review splines and other measurements to determine the correct converter.

Year	Engine	Dia	Hub	SPL	Pilot	Mount	Pilot Center To Bolt Center	Stall
91-On		10 1/4"	2.67	21	0.825	4 Studs	4 1/2"	

Ford/Mazda

G4AEL, HL, GF4AEL, 4EATG

G4A-10



Mazda 626, MX6, Ford Probe, Capri. Codes: FU9B / GF01. NOTE: The same identification codes may be stenciled on several converters. Review splines and other measurements to determine the correct converter.

Year	Engine	Dia	Hub	SPL	Pilot	Mount	Pilot Center To Bolt Center	Stall
93-On	1.6L	10 3/4"	2.67	21	0.825	4 Studs	4 1/2"	

G4A-11

No Photo Available

Mazda 323, Protege, Ford Escort, Probe. Codes: Q17F / Q17G / Q22G. NOTE: The same identification codes may be stenciled on several converters. Review splines and other measurements to determine the correct converter.

Year	Engine	Dia	Hub	SPL	Pilot	Mount	Pilot Center To Bolt Center	Stall
90-On	1.8L	10 1/2"	2.67	21	0.825	4 Studs	4 1/2"	

G4A-12



Mazda 626, MX6, Ford Probe. Code: FU9A. NOTE: The same identification codes may be stenciled on several converters. Review splines and other measurements to determine the correct converter.

Year	Engine	Dia	Hub	SPL	Pilot	Mount	Pilot Center To Bolt Center	Stall
93-On	2.8L	10 3/4"	2.67	21	0.825	4 Studs	4 1/2"	

G4A-14



Code: Yellow paint on impeller and front cover. NOTE: The same identification codes may be stenciled on several converters. Review splines and other measurements to determine the correct converter.

Year	Engine	Dia	Hub	SPL	Pilot	Mount	Pilot Center To Bolt Center	Stall
93-On		10"	2.67	21	0.825	4 Studs	4 1/2"	

G4A-15

No Photo Available

Codes: R35B / R40B / FU80A. NOTE: The same identification codes may be stenciled on several converters. Review splines and other measurements to determine the correct converter.

Year	Engine	Dia	Hub	SPL	Pilot	Mount	Pilot Center To Bolt Center	Stall
89-On		10 3/4"	2.67	21	0.825	4 Studs	4 9/16"	

Ford/Mazda

G4AEL, HL, GF4AEL, 4EATG

G4A-16



Ford Escort, Lock-Up, One large White Paint Splotch on front, One large Light Blue Paint Splotch on Hub Side

Year	Engine	Dia	Hub	SPL	Pilot	Mount	Pilot Center To Bolt Center	Stall
1998	2.0L	10 1/8"	2.673	21	0.825	Studa	4 1/2"	

G4A-17



One Green Paint Splotch or, one Blue Paint Splotch on front, only difference is Blue Pump has slightly higher stall pump veins. One green or blue paint splotch on Hub side

Year	Engine	Dia	Hub	SPL	Pilot	Mount	Pilot Center To Bolt Center	Stall
		10 1/4"	2.673	21	0.823	4 Studs	4 1/2"	

G4A-18



Q17F Stamp, Black paint swatch on front and hub, co stamped between 2 ribs.

Year	Engine	Dia	Hub	SPL	Pilot	Mount	Pilot Center To Bolt Center	Stall
		10 1/2"	2.674	21	0.825	4 Welded Studs	4 1/2"	

G4A-19



Mazda MPV, Yellow Paint Swatch on front and Hub side. 42 stamped between ribs.

Year	Engine	Dia	Hub	SPL	Pilot	Mount	Pilot Center To Bolt Center	Stall
2000	2.5L	10 7/8"	2.674	21	1.375	4 Raised Welded Studs	4 1/2"	



General Motors/BMW/Isuzu/Suzuki

4L30E (Lockup)

C-37



Isuzu truck, Trooper, Rodeo codes SF6X / SE9P / SJ9K / SELP / SJLP

Year	Engine	Dia	Hub	SPL	Pilot	Mount	Pilot Center To Bolt Center	Stall
89-ON	2.2L, 3.1L	10 1/4"	1.873	27	0.825	3 Pads 10 x 1.5	4 11/16"	

Racing Master Overhaul Kits for most popular models



Call for details or, visit our website at www.tcsproducts.com



General Motors/BMW/Isuzu/Suzuki

4L30E (Lockup)

C-38



4L30E Code SGHR, 24200319, 24210705, 24210708 Note: Has Six Mounting Pads

Year	Engine	Dia	Hub	SPL	Pilot	Mount	Pilot Center To Bolt Center	Stall
89-ON		10 1/2"	1.873	27	0.825	6 Pads 8 x 1.25	4 1/2"	

C-39



Suzuki SideKick Codes 96012117 / 8682088 / SPIU / 96012140

Year	Engine	Dia	Hub	SPL	Pilot	Mount	Pilot Center To Bolt Center	Stall
89-on		10 1/4"	1.873	27	0.825	3 Pads 10 x 1.25	4"	

C-40



Codes SFLT / SFHT / 24200145 Isuzu Rodeo

Year	Engine	Dia	Hub	SPL	Pilot	Mount	Pilot Center To Bolt Center	Stall
91-on	3.2L	10 1/4"	1.873	27	0.825	3 Pads	4 7/8"	

C-41



BMW 325 Codes 24200343 Stencil SGHS

Year	Engine	Dia	Hub	SPL	Pilot	Mount	Pilot Center To Bolt Center	Stall
92-on		10 1/4"	1.873	27	1.26	3 Rectangular Stepped	4 5/8"	

C-42



Codes 24210868, 24210869, 24211228, 24211229

Year	Engine	Dia	Hub	SPL	Pilot	Mount	Pilot Center To Bolt Center	Stall
93-on		10"	1.873	27	0.825	6 Pads	4 7/8"	



General Motors/BMW/Isuzu/Suzuki

4L30E (Lockup)

C-42P



Codes 24213406, 96041993 3244 (Stamped on front), Same Conv as C42 except has a woven lining. Stamped on Hub Side - 96041993 10:23

Year	Engine	Dia	Hub	SPL	Pilot	Mount	Pilot Center To Bolt Center	Stall
		10"	1.973	27	0.825	6 Pads	4 7/8"	

C-43



Code: SJAJ, SJCJ

Year	Engine	Dia	Hub	SPL	Pilot	Mount	Pilot Center To Bolt Center	Stall
90-ON		10 1/2"	1.873 SLOTS	27	0.825	3 Pads	4 7/8"	

C-44



BMW 318I, Codes: Stencil SJHS 24200344, 24203554, Stencil 8678197 SE9S, 8683064 SE9S, 2421128 9

Year	Engine	Dia	Hub	SPL	Pilot	Mount	Pilot Center To Bolt Center	Stall
1997		10 1/4"	1.873	27	1.26	3 Rectangular Stepped	4 5/8"	

C-45



Year	Engine	Dia	Hub	SPL	Pilot	Mount	Pilot Center To Bolt Center	Stall
97-On		10 1/4"	1.874	27	0.825	6 Pads	4 1/2"	

C-47



BMW 318 I's, Stencil 24200322 SZHS, SZ9S

Year	Engine	Dia	Hub	SPL	Pilot	Mount	Pilot Center To Bolt Center	Stall
1994		10 1/4"	1.873	27	1.257	3 Rectangular Stepped	4 5/8"	



General Motors/BMW/Isuzu/Suzuki

4L60E/4L65E 300MM

4L60-1



Code: TLCX, 300MM

Year	Engine	Dia	Hub	SPL	Pilot	Mount	Pilot Center To Bolt Center	Stall
1999-on	5.7L, 6.0L	12 1/2"	Slots	30	1.700	3 Pads	5 1/2"	

4L60-2



Code: TMBX, TWBX. GM# 24213393

Year	Engine	Dia	Hub	SPL	Pilot	Mount	Pilot Center To Bolt Center	Stall
1999-on	5.3L	12 1/2"	Slots	30	1.700	3 Pads	5 1/2"	

4L60-3



Code: TMAX

Year	Engine	Dia	Hub	SPL	Pilot	Mount	Pilot Center To Bolt Center	Stall
1999-on	5.7L, Interceptor	12 1/2"	Slots	30	1.700	3 Pads	5 1/2"	

4L60-4



Code: TLBX

Year	Engine	Dia	Hub	SPL	Pilot	Mount	Pilot Center To Bolt Center	Stall
1999-on	4.8L	12 1/2"	Slots	30	1.700	3 Pads	5 1/2"	

4L60-5



Chev Trailblazer.VJCX or MAS OK stamped on side of pump with numbers following.

Year	Engine	Dia	Hub	SPL	Pilot	Mount	Pilot Center To Bolt Center	Stall
2003	4.2L 6 cyl	12 1/8"	Slots	30	1.700	3 Pads	5 1/2"	



General Motors/BMW/Isuzu/Suzuki

4L60E/4L65E 300MM

4L60-6



Chevy Astro Van, LUK (in a circle) stamped by Pilot, Med Green Paint Dot, 32404 24227628 Electric Pencil. Decal 2422, Green Dot S7628 on Hub Side

Year	Engine	Dia	Hub	SPL	Pilot	Mount	Pilot Center To Bolt Center	Stall
2005	4.3L	10 3/4"	1.747	27	1.700	3 BIG Pads	5 3/8"	

4L60-7



Hummer H3, Sticker with - 2421 6770 with a Cream Circle on the Front, Same markings on Hub Side

Year	Engine	Dia	Hub	SPL	Pilot	Mount	Pilot Center To Bolt Center	Stall
2007	3.7L	10 1/4"	1.747	27	0.823	3 Rectangular Pads	4 13/16"	

4L60-8



Chevy Colorado, Lock-Up, Inline 5 Cylinder Codes: 24219407 2356 Stamped On Front and Hub Side, 2421 9406 Sticker on Front

Year	Engine	Dia	Hub	SPL	Pilot	Mount	Pilot Center To Bolt Center	Stall
2007	2.9L 5 Cyl	10 1/8"	1.747		0.823	3 Pads	4 7/8"	

4L60-9

No Photo Available

Lockup, Corvette C6, Decal with TMBV 2422 9277 (Pink Dot) on Front, Same Decal on Hub Side

Year	Engine	Dia	Hub	SPL	Pilot	Mount	Pilot Center To Bolt Center	Stall
2005	LS2	12 1/2"	1.747	30	1.700	3 Pads	4 5/8"	

4L60-10



GMC Canyon, Lock-up, Sticker 2424 2693 on Front, Same Sticker marks on Hub Side

Year	Engine	Dia	Hub	SPL	Pilot	Mount	Pilot Center To Bolt Center	Stall
2009	3.7L	10 3/4"	1.747	27	0.823	3 Rectangular Pads	4 13/16"	

General Motors/BMW/Isuzu/Suzuki

4L80E

4L80-1



Ribs on primary angle to left, single stator

Year	Engine	Dia	Hub	SPL	Pilot	Mount	Pilot Center To Bolt Center	Stall
91-On	350 & 6.2L Diesel	13 1/2"	1.999	35	1.7	6 Lugs	5 3/4"	Low Stall

4L80-2



Ribs on primary angle to right, dual stator

Year	Engine	Dia	Hub	SPL	Pilot	Mount	Pilot Center To Bolt Center	Stall
91-On	454 & 4.3L 6 Cyl	13 1/2"	1.999	35	1.7	6 Lugs	5 3/4"	Medium Stall

4L80-2S



Jaguar has code 8683678 NOTE: has stress plates

Year	Engine	Dia	Hub	SPL	Pilot	Mount	Pilot Center To Bolt Center	Stall
91-on	350	13 1/2"	1.999	35	1.7	6 Lugs	5 3/4"	

4L80-4



Vane angle 1 to 7; Note: Hub height 2.7, Codes: 2421, 0831, 0830, 7364, 9326 9330, 2422 7936, 2424 0861. Note: This converter can be used to replace the 4L80-7

Year	Engine	Dia	Hub	SPL	Pilot	Mount	Pilot Center To Bolt Center	Stall
99-On	5.7L, 6.0L	13 1/2"	1.999	35	1.7	6 Lugs	5 3/4"	High Stall

4L80-5



Vane angle 11 to 5; Note: Hub Height 2.7, Codes: 2421, 0827, 0829, 7363, 9329

Year	Engine	Dia	Hub	SPL	Pilot	Mount	Pilot Center To Bolt Center	Stall
2000	6.5L Tur-Dsl	13 1/2"	1.999	35	1.7	6 Lugs	5 3/4"	Low Stall



General Motors/BMW/Isuzu/Suzuki

4L80E

4L80-6



Note: Hub Height 2.7, Codes 2421, 0825

Year	Engine	Dia	Hub	SPL	Pilot	Mount	Pilot Center To Bolt Center	Stall
		13 1/2"	1.999	35	1.7	6 Lugs	5 3/4"	High Stall

4L80-8



Decal on Hub Side and on Front 24210 862, 24211 407

Year	Engine	Dia	Hub	SPL	Pilot	Mount	Pilot Center To Bolt Center	Stall
2001	8.1L Gas	13 1/2"	1.999	35	1.7	6 Lugs	5 3/4"	

4L80-9



GMC Savanna Van, Decal 2422/8538 on Front and on Hub Side

Year	Engine	Dia	Hub	SPL	Pilot	Mount	Pilot Center To Bolt Center	Stall
2006	6.6L Diesel	13 1/2"	1.998	35	1.700	6 Lugs	5 3/4"	

6L80/6L45E

6L-1



GMC Sierra Denali, Lock-Up, Decal JMBX 2424 5965,002 196 Electric Pencil 311 091 ZF-SACHS Stamped, Hub side has same decal as front

Year	Engine	Dia	Hub	SPL	Pilot	Mount	Pilot Center To Bolt Center	Stall
2010	6.2L	12 9/16"	1.830-1.834	36	1.700	3 Pads	5 1/2"	

6L-2

No Photo Available

BMW X3 06B Stenlied on Front, LUK in a circle stamped on Hub Side

Year	Engine	Dia	Hub	SPL	Pilot	Mount	Pilot Center To Bolt Center	Stall
2007	3.0L	10 1/2"	2.290	27	1.260	Plate w/c 6 Pads	4 5/8"	



General Motors/BMW/Isuzu/Suzuki

6T75E

57-1



Buick Enclave, Lockup, 7G7 Stamped in Front 7070301B0349 - Stamped by Pilot, 7070301B0349 - Stamped on Top

Year	Engine	Dia	Hub	SPL	Pilot	Mount	Pilot Center To Bolt Center	Stall
2006	3.6L	11 1/4"	1.525	27	.825	4 Rect. Pads	4 7/8"	

4T65E

46-1



Grand Prix Supercharged Code: JSFM

Year	Engine	Dia	Hub	SPL	Pilot	Mount	Pilot Center To Bolt Center	Stall
97-On	3.8L	10 3/4"	1.785	27	.825	3 Pads	4 7/8"	

46-2



Buick Regal Codes: JTFM, JZFM 2420, 0004 2423

Year	Engine	Dia	Hub	SPL	Pilot	Mount	Pilot Center To Bolt Center	Stall
1999	3.8L, 5.3L	10 3/4"	1.785	27	0.825	3 Pads	4 7/8"	

46-3



Olds Intrigue Decal: JXFM

Year	Engine	Dia	Hub	SPL	Pilot	Mount	Pilot Center To Bolt Center	Stall
1998-on	3.5L	10 3/4"	1.785	27	0.825	3 Pads	4 7/8"	

46-4

No Photo Available

Volvo S80 Decal: FLTV 2421 1943

Year	Engine	Dia	Hub	SPL	Pilot	Mount	Pilot Center To Bolt Center	Stall
1999-on	2.9L	10 5/8"	1.785	27	0.825	6 Pads	4 13/16"	



General Motors/BMW/Isuzu/Suzuki

4T65E

46-5



S80 Volvo - Decal FMVV 2421 1944

Year	Engine	Dia	Hub	SPL	Pilot	Mount	Pilot Center To Bolt Center	Stall
99-On	V6 Turbo	10 5/8"	Blank with Bushing	27	0.825	6 Stepped Rectangular	4 13/16"	

46-7



Chevy Uplander, Lock-Up, 2423 0006 Sticker on Front, same sticker on Hub Side

Year	Engine	Dia	Hub	SPL	Pilot	Mount	Pilot Center To Bolt Center	Stall
2006		10 3/4"	1.785	27	0.825	3 Pads	4 7/8"	

4T80E

4T80-1



Allante Code: 8683441

Year	Engine	Dia	Hub	SPL	Pilot	Mount	Pilot Center To Bolt Center	Stall
92-On		11 1/2"	1.873	30	0.825	4 Pads with Clips 10mmx1.5	4 7/8"	

4T80-2



Northstar code 8683440 & 24201885, 5486 viscous clutch type unit

Year	Engine	Dia	Hub	SPL	Pilot	Mount	Pilot Center To Bolt Center	Stall
95-On	4.0L	11 1/2"	1.873	30	0.825	4 Pads with Clips 10mmx1.5	4 7/8"	

4T80-3



Cadillac Concours Northstar, Sticker 5484, 2420, Marks on side #440 8683#440 Code: 24209250

Year	Engine	Dia	Hub	SPL	Pilot	Mount	Pilot Center To Bolt Center	Stall
1994	4.6L	11 1/2"	1.873	30	0.825	4 Pads with Clips 10mmx1.5	4 7/8"	

General Motors/BMW/Isuzu/Suzuki

Powerglide

C-1

No Photo Available

Corvaire and Cor-Van trucks, with 147 tooth ring-gear and cooling shroud

Year	Engine	Dia	Hub	SPL	Pilot	Mount	Pilot Center To Bolt Center	Stall
60-69	All	10 3/4"	Blank with bushing	22	0.892	3 Brackets with Holes	4 7/8"	

C-3

No Photo Available

Fits all 60-62 cast iron case and 63-68 big block V8's with aluminum cases.

Year	Engine	Dia	Hub	SPL	Pilot	Mount	Pilot Center To Bolt Center	Stall
60-69	See Notes	12 1/2"	Slot	17	1.7	3 Brackets with Square Nuts	6"	

C-4



Fits most V8's and 292 ci engines

Year	Engine	Dia	Hub	SPL	Pilot	Mount	Pilot Center To Bolt Center	Stall
62-73	See Notes	12 1/2"	Slot	17	1.7	3 Brackets with Holes	5 3/8"	

C-7

No Photo Available

Has cooling shroud

Year	Engine	Dia	Hub	SPL	Pilot	Mount	Pilot Center To Bolt Center	Stall
63-73	250ci 6 Cyl	11 3/4"	Slot	17	1.7	3 Brackets with Holes	5 3/8"	

C-7A



Has no cooling shroud

Year	Engine	Dia	Hub	SPL	Pilot	Mount	Pilot Center To Bolt Center	Stall
66-73	250ci 6 Cyl	11 3/4"	Slot	17	1.7	3 Brackets with Holes	5 3/8"	



General Motors/BMW/Isuzu/Suzuki

Powerglide

C-11

No Photo Available

Has cooling shroud

Year	Engine	Dia	Hub	SPL	Pilot	Mount	Pilot Center To Bolt Center	Stall
71-73	4 Cyl	11 3/4"	Slot	17	1.7	3 Brackets with Holes	5 3/8"	

ST300

GM-1



Variable pitch ST300 transmissions

Year	Engine	Dia	Hub	SPL	Pilot	Mount	Pilot Center To Bolt Center	Stall
64-67	All	12 1/2"	Slot	30	1.7	3 Square Nuts	5 3/8"	

P-6



Pontiac, Buick and Oldsmobile interchanges with P-8 Note: Threads

Year	Engine	Dia	Hub	SPL	Pilot	Mount	Pilot Center To Bolt Center	Stall
65-79	6 & 8 Cyl Gas	12 1/2"	Slots	30	1.7	3 Square Nuts 3/8 N.C.	5 3/8"	



General Motors - Info-1

How to Identify GM Torque Converters - TH125C, TH440T4, 4T60E & 4T40E Transmissions

Info-1

Year	Engine	Dia	Hub	SPL	Pilot	Mount	Pilot Center To Bolt Center	Stall
------	--------	-----	-----	-----	-------	-------	-----------------------------	-------

Code is usually on a tag located on the pump or pilot side of the torque converter.

Quick Reference Code Table

MFG Code	Part No.	Notes
FA1, 2 or 3	125C-1	
FB1 or 3	125C-1	
FC1 or 3	125C-3	
FD2, 4, 6, or 9	125C-2	
FE2 or 4	125C-4	
FF2 or 4	125C-5	
FG2, 4, 6 or 9	125C-7	
FH5	125C-8	With Internal Slide Valve
FJ2, 4, 6 or 9	125C-2	
FK1, 2 or 3	125C-1	
FL2, 4, or 9	125C-4	
FL8 or 8C	125C-9	With Viscous Clutch
FM4	125C-7	
FM5	125C-8	With Internal Slide Valve
FM7	125C-8	With Internal Slide Valve
FM8 or 8C	125C-10	With Viscous Clutch
FZ1, 2, or 3	125C-3	
FY4B	125C11	
FY9B	125C-11	
FZBB, FKBB, FZRB	125C-12	

NOTE: All codes will have a "B" suffix e.g. FD2B, FL4B, etc

Caution: Once you have determined the correct Part Number, you should refer to the Lock-Up Friction Application chart located on [page 110](#) as GM vehicles (1997 and newer) use a Woven Carbon Lock-Up Clutch. If you require this style of Torque Converter, the part number will end with a 'P' suffix e.g. 125C-4P.



General Motors/BMW/Isuzu/Suzuki

TH125 (Non-Lockup)

C-22



Year	Engine	Dia	Hub	SPL	Pilot	Mount	Pilot Center To Bolt Center	Stall
80-82	All Except 6 Mount	11"	Blank with bushing	27	0.825	3 Round Nuts	4 7/8"	

C-22-6

No Photo Available

Year	Engine	Dia	Hub	SPL	Pilot	Mount	Pilot Center To Bolt Center	Stall
80-82	With 6 Mount	11"	Blank with bushing	27	0.825	6 Round Nuts	4 7/8"	

TH125C, TH440T4, 4T60E, 4T40E, 4T45E, 4T65E

125C-1



With codes FA, FB, FK & FN

Year	Engine	Dia	Hub	SPL	Pilot	Mount	Pilot Center To Bolt Center	Stall
ALL	1.8L Turbo, 1.8L & 2.0L	10 1/4"	Blank with bushing	27	0.825	3 Rectangular 10 mmx1.5	4 5/8"	2560-2795

125C-2



With Codes FD, FJ

Year	Engine	Dia	Hub	SPL	Pilot	Mount	Pilot Center To Bolt Center	Stall
ALL	1.5L, 2.5L, 2.8L, 3.1L	10 1/4"	Blank with bushing	27	0.825	3 Rectangular 10 mmx1.5	4 5/8"	2060-2095

125C-3



With codes FC, FZ

Year	Engine	Dia	Hub	SPL	Pilot	Mount	Pilot Center To Bolt Center	Stall
ALL	1.8L, 2.0L, 2.3L, Quad 4	10 1/4"	Blank with bushing	27	0.825	3 Rectangular 10 mmx1.5	4 5/8"	2360-2385



General Motors/BMW/Isuzu/Suzuki

TH125C, TH440T4, 4T60E, 4T40E, 4T45E, 4T65E

125C-4



With Codes FE, FL

Year	Engine	Dia	Hub	SPL	Pilot	Mount	Pilot Center To Bolt Center	Stall
ALL	3.0L, 3.1L, 3.4L, 3.8L	10 1/4"	Blank with bushing	27	0.825	3 Rectangular 10 mmx1.5	4 5/8"	1860-1895

125C-6



With Codes FG

Year	Engine	Dia	Hub	SPL	Pilot	Mount	Pilot Center To Bolt Center	Stall
ALL	2.2L, 3.1L, 3.3L	10 1/4"	Blank with bushing	27	0.825	3 Rectangular 10 mmx1.5	4 5/8"	1630

125C-7



With Codes FM4

Year	Engine	Dia	Hub	SPL	Pilot	Mount	Pilot Center To Bolt Center	Stall
ALL	3.3L, 3.8L, 4.3L, 4.9L	10 1/4"	Blank with bushing	27	0.825	3 Rectangular 10 mmx1.5	4 5/8"	1525

125C-8



With Codes FH5, FM5, FM7 With internal Slide valve.

Year	Engine	Dia	Hub	SPL	Pilot	Mount	Pilot Center To Bolt Center	Stall
ALL	4.3L Diesel	10 1/4"	Blank with bushing	27	0.825	3 Rectangular 10 mmx1.5	4 5/8"	1525

125C-9



With codes FL8 with viscous clutch.

Year	Engine	Dia	Hub	SPL	Pilot	Mount	Pilot Center To Bolt Center	Stall
ALL	4.5L, 4.1L Cadillac	10 1/4"	Blank with bushing	27	0.825	3 Rectangular 10 mmx1.5	4 5/8"	1895



General Motors/BMW/Isuzu/Suzuki

TH125C, TH440T4, 4T60E, 4T40E, 4T45E, 4T65E

125C-10



With Code FM8 with viscous clutch

Year	Engine	Dia	Hub	SPL	Pilot	Mount	Pilot Center To Bolt Center	Stall
84-ON	4.1L, 4.5L, 4.9L	10 1/4"	1.787	27	0.825	3 Rectangular 10 mmx1.5	4 5/8"	1525

125C-11



With code FY

Year	Engine	Dia	Hub	SPL	Pilot	Mount	Pilot Center To Bolt Center	Stall
84-ON	3.3L, 3.8L, 4.3L, 4.9L	10 1/4"	1.787	27	0.825	3 Rectangular 10 mmx1.5	4 5/8"	1420

125C-12



With Codes FZBB / FKBB

Year	Engine	Dia	Hub	SPL	Pilot	Mount	Pilot Center To Bolt Center	Stall
84-ON	QUAD 4	10 1/4"	1.787	27	0.825	3 Rectangular 10 mmx1.5	4 5/8"	2560-2795

TH180 (Non-Lockup) & Imports

C-19

No Photo Available

Note: Mount is three brackets with nuts. 3/8 N.F. threads

Year	Engine	Dia	Hub	SPL	Pilot	Mount	Pilot Center To Bolt Center	Stall
79-82	1.6L 4 Cyl	9 3/4"	Slots	22	1.09	See Note	4 7/8"	

C-19A

No Photo Available

Note: Mount is three brackets with nuts 10MM x 1.50 threads

Year	Engine	Dia	Hub	SPL	Pilot	Mount	Pilot Center To Bolt Center	Stall
80-82	1.6L 4 Cyl	9 3/4"	Slots	22	1.09	See Note	4 7/8"	



General Motors/BMW/Isuzu/Suzuki

TH180 (Non-Lockup) & Imports

C-19C



Note: Mount is three nuts 10MM x 1.50 threads may have SAO stenciled on front cover

Year	Engine	Dia	Hub	SPL	Pilot	Mount	Pilot Center To Bolt Center	Stall
80-81	1.6L 4 Cyl	10 1/4"	Slots	27	0.825	See Note	4 7/8"	

TH180C (Lockup)

C-36



May have SA1 Stenciled on cover

Year	Engine	Dia	Hub	SPL	Pilot	Mount	Pilot Center To Bolt Center	Stall
82-ON	1.6L 4 Cyl	10 1/4"	1.873	27	0.825	3 Pads	4 7/8"	



General Motors - Info-2

How to Identify GM Torque Converters - TH200C, TH2004R, 3254L & 700R4 Transmissions

Info-2

(Code is usually on a tag located on the pump or pilot side of the torque converter)

Quick Reference Code Table

MFG Code	Stall	Part No. Gas	Part No. Diesel	Notes
CB, BY, Y5	2025	700-3	N/A	27 Spline
CF9D	1650	700-2V	700-2V	With Poppett Valve
CF9C	1650	700-2V	700-2V	With Poppett Valve
3A5	1650	700-2V	700-2V	With Poppett Valve
CE, CF, CG	1400-1650	700-1	700-4	27 Spline
CGAD	1400-1650	700-6	700-6	27 Spline, 6 Mounts
CGAE	1400-1650	700-6	700-6	27 Spline, 6 Mounts
2D6, P6, B6	1400-1650	700-1	700-4	27 Spline
L7, H7, T5	1400-1650	700-1	700-4	27 Spline
M7, B7, P7	1400-1650	700-1	700-4	27 Spline
3A5, E6, J6	1400-1650	700-1	700-4	27 Spline
2F6, 2J6	1400-1650	700-6	700-6	27 Spline, 6 Mounts
CK8F	1400-1650	700-7	N/A	27 Spline
HB1, HB2	2560	700-10	N/A	27 Spline 10" Diameter
HJ2, HJAD	2060	700-8	N/A	27 Spline 10" Diameter
HE9D	2060	700-8	N/A	27 Spline 10" Diameter
HLHD	1860	700-19	N/A	27 Spline 10" Diameter
HZ2, HZAD	2365	700-9	N/A	27 Spline 10" Diameter
HYHD	1420	700-20	N/A	27 Spline 10" Diameter
DB	2025	700-13	N/A	30 Spline
DCLF	1925	700-18	N/A	30 Spline
DE, DF	1400-1650	700-11	700-11HD	30 Spline
DG, DH, DL	1400-1650	700-11	700-11HD	30 Spline
DGAE	1400	700-16	700-11HD	30 Spline
FK8F	1211	700-17HD	700-17HD	30 Spline
DHPF	1400	700-11P	700-11PHD	30 Spline

Caution: Once you have determined the correct Part Number, you should refer to the Lock-Up Friction Application chart located on [page 110](#) as GM vehicles (1997 and newer) use a Woven Carbon Lock-Up Clutch. If you require this style of Torque Converter, the part number will end with a 'P' suffix e.g. 700-8P.



General Motors/BMW/Isuzu/Suzuki

TH200 (Non-Lockup)

C-14

No Photo Available

Fits 4 Cylinder Except Chevrolet LUV Trucks and Monza

Year	Engine	Dia	Hub	SPL	Pilot	Mount	Pilot Center To Bolt Center	Stall
76-78	See Notes	9 1/2"	Slots	27	1.09	3 Brackets	4 7/8"	

C-15

No Photo Available

Fits 1800 Chevrolet LUV Trucks and Monza

Year	Engine	Dia	Hub	SPL	Pilot	Mount	Pilot Center To Bolt Center	Stall
76-80	See Notes	11 1/2"	Slots	27	1.09	3 Brackets	4 7/8"	

C-16



Use C-18 Converter

Year	Engine	Dia	Hub	SPL	Pilot	Mount	Pilot Center To Bolt Center	Stall
77-79	V8 Gas	12 1/2"	Slots	27	1.7	3 Brackets	5 3/8"	

C-17



Use C-18 Converter

Year	Engine	Dia	Hub	SPL	Pilot	Mount	Pilot Center To Bolt Center	Stall
77-78	V8 Gas	12 1/2"	Slots	27	1.7	3 Nuts 3/8 N.C.	5 3/8"	

C-18



Year	Engine	Dia	Hub	SPL	Pilot	Mount	Pilot Center To Bolt Center	Stall
78-79	V8 Gas	12 1/2"	Slots	27	1.7	3 Nuts 10mmx1.5	5 3/8"	



General Motors/BMW/Isuzu/Suzuki

TH200C, TH2004R, TH3254L, TH700R4, 4L60E

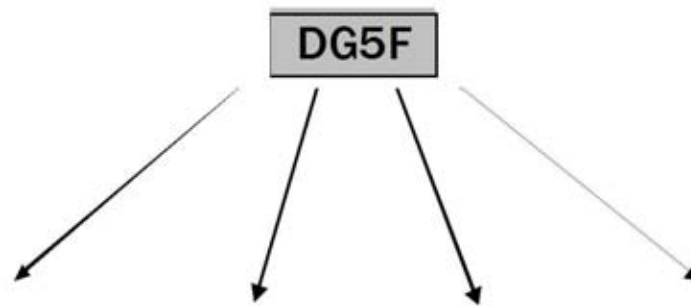
700-1



Year	Engine	Dia	Hub	SPL	Pilot	Mount	Pilot Center To Bolt Center	Stall
	All V6 and V8	12 1/2"	1.748 Slots	27	1.7	3 Pads	5 3/8"	1400-1650

How to identify General Motors Torque Converters for TH700R4 & 4L60E transmissions;

Code is usually on a tag located on the pump or pilot side of the torque converter e.g.



1 st Digit Application	2 nd Digit (Stall)	3 rd Digit Clutch & Damper	4 th Digit Cover
B= 250C & 350C C= 200C, 2004R Pre 1984 1/2 700R4 325-4L D= 1984 1/2 -up 700R4	B= 140.....2025 C.....1654 E=115.....1654 F=110.....1611 G=100.....1397 H.....1397 K=85.....1211 L.....1654	Refer to - "Observed Friction Application and control chart" - See Page 110	C=L/U, 3 lug round D=L/U, 3 lug round E=L/U, 6 lug F=L/U, 3 lugs square G=L/U, 3 lug square

700-2V



Year	Engine	Dia	Hub	SPL	Pilot	Mount	Pilot Center To Bolt Center	Stall
	6 Cyl, V8, Diesel	12 1/2"	1.748 Slots	27	1.7	3 Pads	5 3/8"	1650 w/c Poppet Valve



General Motors/BMW/Isuzu/Suzuki

TH200C, TH2004R, TH3254L, TH700R4, 4L60E

700-3



Year	Engine	Dia	Hub	SPL	Pilot	Mount	Pilot Center To Bolt Center	Stall
	V6 Turbo, H/P V8	12 1/2"	1.748 Slots	27	1.7	3 H/D Pads	5 3/8"	2025

700-4



Year	Engine	Dia	Hub	SPL	Pilot	Mount	Pilot Center To Bolt Center	Stall
	V6, V8 & Diesel	12 1/2"	1.748 Slots	27	1.7	3 H/D Pads	5 3/8"	1400

700-6



Year	Engine	Dia	Hub	SPL	Pilot	Mount	Pilot Center To Bolt Center	Stall
	V8 Diesel	12 1/2"	Slots	27	1.7	6 H/D Pads	5 3/8"	1400

700-7



Code HYHD, HLHD

Year	Engine	Dia	Hub	SPL	Pilot	Mount	Pilot Center To Bolt Center	Stall
ALL	V8 Diesel	12 1/2"	Slots	27	1.7	3 H/D Pads	5 3/8"	1200

700-8



Year	Engine	Dia	Hub	SPL	Pilot	Mount	Pilot Center To Bolt Center	Stall
ALL	2.8L	10 1/4"	Slots	27	0.825	3 Raised Pads	4 7/8"	2060



General Motors/BMW/Isuzu/Suzuki

TH200C, TH2004R, TH3254L, TH700R4, 4L60E

700-9



Year	Engine	Dia	Hub	SPL	Pilot	Mount	Pilot Center To Bolt Center	Stall
ALL	All 2.5L, Some 2.8L	10 1/4"	Slots	27	0.825	3 Raised Pads	4 7/8"	2365

700-10



Year	Engine	Dia	Hub	SPL	Pilot	Mount	Pilot Center To Bolt Center	Stall
ALL	2.0L & 1.8L Diesel 2.8L H/P	10 1/4"	Slots	27	0.825	3 Raised Pads	4 7/8"	2560

700-11



Year	Engine	Dia	Hub	SPL	Pilot	Mount	Pilot Center To Bolt Center	Stall
84-On	Most Gas V8's	12 1/2"	Slots	30	1.7	3 Pads	5 3/8"	1400-1600

700-13



Year	Engine	Dia	Hub	SPL	Pilot	Mount	Pilot Center To Bolt Center	Stall
84-On 700-R4	V6 Turbo, N/P V8	12 1/2"	Slots	30	1.7	3 H/D Pads	5 3/8"	2025

700-14



Year	Engine	Dia	Hub	SPL	Pilot	Mount	Pilot Center To Bolt Center	Stall
84-On 700-R4	V8 Diesel	12 1/2"	Slots	30	1.7	3 H/D Pads	5 3/8"	1400



General Motors/BMW/Isuzu/Suzuki

TH200C, TH2004R, TH3254L, TH700R4, 4L60E

700-16



Year	Engine	Dia	Hub	SPL	Pilot	Mount	Pilot Center To Bolt Center	Stall
84-On 700-R4	V8 Diesel	12 1/2"	Slots	30	1.7	6 H/D Pads	5 3/8"	1400

700-17HD



Year	Engine	Dia	Hub	SPL	Pilot	Mount	Pilot Center To Bolt Center	Stall
84-On 700-R4	V8 Diesel	12 1/2"	Slots	30	1.7	3 H/D Pads	5 3/8"	1200

700-18



Year	Engine	Dia	Hub	SPL	Pilot	Mount	Pilot Center To Bolt Center	Stall
89-On		12 1/2"	Slots	30	1.7	3 H/D Pads	5 3/8"	1925

700-19



Lock-Up, HLHD Stenciled on front, HLHD Stenciled on Hub Side

Year	Engine	Dia	Hub	SPL	Pilot	Mount	Pilot Center To Bolt Center	Stall
		10 3/16	Slots		0.823		4 13/16	1860

700-20



Code HYHD, HLHD

Year	Engine	Dia	Hub	SPL	Pilot	Mount	Pilot Center To Bolt Center	Stall
ALL		10 1/4"	Slots	27	0.825	3 Raised Pads	4 7/8"	1420



General Motors - Info-3

Observed Friction Application and Control Chart

Info-3

Year	Engine	Dia	Hub	SPL	Pilot	Mount	Pilot Center To Bolt Center	Stall
Transmission Type								
4L30-E								
Up to '98	245mm			PWM	Composition			9, H
'99-On	245mm			EC ³	Woven Carbon			3406
5L40-E								
'99-On	245mm			EC ³	Woven Carbon			All
'99-On	258mm			EC ³	Woven Carbon			2977
4L60								
'82 - '89	298mm			on-off	Paper			
'90 - '92	298mm			on-off	Paper with low carbon			
4L60-E								
'93 - '94	298mm			on-off	Paper with carbon			
'95 - '96	298mm			PWM	Composition carbon			G, H, L
'97 car	3.4L-298mm			EC ³	Woven carbon			N, P
'95/'97-'02	300mm			Non-EC ³	Composition carbon			A
'97 truck	298mm			PWM	Composition carbon			G, H, L
'98 On	298mm			EC ³	Woven Carbon			N, P
'98 On	300mm			EC ³	Woven Carbon			B-1, C-1
'01 - On	245mm			EC ³	Woven carbon			F, Q, H
4L80-E								
'99 - '00	310mm			PWM	Composition carbon			All
4T40-E								
'95 -	245mm			EC ³	Composition carbon			G, L
4T40/45E								
'00 -	245mm			EC ³	Composition or Woven			H, F, K, Q
4T60								
'86 - '89	245mm			on-off	Paper			
'90 -	245mm			on-off	Paper with carbon			
4T60-E								
'91 - '95	245mm			PWM	Paper with carbon			
'96 3.4L DOHC	245mm			EC ³	Woven carbon			F, P, H
'96 others	245mm			PWM	Composition carbon			Q
'96 - '98 4 cyl	245mm			EC ³	Composition carbon			Q
'97 3.8L	245mm			EC ³	Woven carbon			F, P, H
'97 & Others	245mm			EC ³	Composition carbon			Q
'98 - On	245mm			EC ³	Woven carbon			All
4T65-E								
'96 3.4L DOHC	245mm			EC ³	Composition carbon			G, Q, H
'97 - On	245mm			EC ³	Woven carbon			H, Q, K, T, V
'97 - On	258mm			EC ³	Woven Carbon			F
4T80-E								
'95 & later				PWM	Composition carbon			

Note: Early carbon formulations included a small percentage of carbon with the cellulose/paper.



General Motors/BMW/Isuzu/Suzuki

TH200C, TH2004R, TH3254L, TH700R4, 4L60E Heavy Duty Converters

700-1HD



This converter features a F.B. Pump, H.D. bearing and hardened steel splines

Year	Engine	Dia	Hub	SPL	Pilot	Mount	Pilot Center To Bolt Center	Stall
81-On	V6 & V8 Gas	12 1/2"	1.748 Slots	27	1.7	3 Pads	5 3/8"	1400-1650

700-3HD



This converter features a F.B. Pump, H.D. bearing and hardened steel splines

Year	Engine	Dia	Hub	SPL	Pilot	Mount	Pilot Center To Bolt Center	Stall
81-On	V6 & V8 Gas	12 1/2"	1.748 Slots	27	1.7	3 Pads	5 3/8"	2025

700-11HD



This converter features a F.B. Pump, H.D. bearing and hardened steel splines

Year	Engine	Dia	Hub	SPL	Pilot	Mount	Pilot Center To Bolt Center	Stall
84-On	V6 & V8 Gas	12 1/2"	1.748 Slots	30	1.7	3 Pads	5 3/8"	1400-1600

700-13HD



This converter features a F.B. Pump, H.D. bearing and hardened steel splines

Year	Engine	Dia	Hub	SPL	Pilot	Mount	Pilot Center To Bolt Center	Stall
84-On	V6 & V8 Gas	12 1/2"	1.748 Slots	30	1.7	3 Pads	5 3/8"	2025

TH250, TH350 (Non Lockup)

C-9



Chevrolet

Year	Engine	Dia	Hub	SPL	Pilot	Mount	Pilot Center To Bolt Center	Stall
69-On	V8 & 6 Cyl Gas	12 1/2"	Slots	30	1.7	3 Brackets with Holes	5 3/8"	



General Motors/BMW/Isuzu/Suzuki

TH250, TH350 (Non Lockup)

C-10



Chevrolet - Custom rebuild ONLY

Year	Engine	Dia	Hub	SPL	Pilot	Mount	Pilot Center To Bolt Center	Stall
69-On	Some 6 Cyl Chevrolet	11 3/4"	Slots	30	1.7	3 Brackets with Holes	5 3/8"	

C-12

No Photo Available

Vega and Monza NOTE: Has cooling shroud, note bolt pattern

Year	Engine	Dia	Hub	SPL	Pilot	Mount	Pilot Center To Bolt Center	Stall
73-77	4 Cyl	11 3/4"	Slots	30	1.7	3 Brackets with Holes	5 3/8"	

C-13

No Photo Available

Vega and Monza NOTE: Has cooling shroud, note bolt pattern

Year	Engine	Dia	Hub	SPL	Pilot	Mount	Pilot Center To Bolt Center	Stall
73-79	4 Cyl	10 3/4"	Slots	30	1.7	3 Brackets with Holes	5 1/4"	

P-4

No Photo Available

Has cooling shroud

Year	Engine	Dia	Hub	SPL	Pilot	Mount	Pilot Center To Bolt Center	Stall
64-67	6 Cyl	12 1/2"	Slots	30	1.7	3 Brackets with Holes	5 3/8"	

P-4A

No Photo Available

Has cooling shroud

Year	Engine	Dia	Hub	SPL	Pilot	Mount	Pilot Center To Bolt Center	Stall
65-69	6 Cyl	12 1/2"	Slots	30	1.7	3 Square Nuts	5 3/8"	



General Motors/BMW/Isuzu/Suzuki

TH250, TH350 (Non Lockup)

P-6



Pontiac, Buick and Oldsmobile interchanges with P-8 Note: Threads

Year	Engine	Dia	Hub	SPL	Pilot	Mount	Pilot Center To Bolt Center	Stall
65-79	6 & 8 Cyl Gas	12 1/2"	Slots	30	1.7	3 Square Nuts 3/8 N.C.	5 3/8"	

P-8



Pontiac, Buick and Oldsmobile interchanges with P-6 Note: Threads

Year	Engine	Dia	Hub	SPL	Pilot	Mount	Pilot Center To Bolt Center	Stall
79-On	6 & 8 Cyl Gas	12 1/2"	Slots	30	1.7	3 Square Nuts 10mmx1.5	5 3/8"	

TH250C, TH350C (Lockup)

C-20



Year	Engine	Dia	Hub	SPL	Pilot	Mount	Pilot Center To Bolt Center	Stall
80-86	Most 6 Cyl & V8 Gas	12 1/2"	Slots	30	1.7	3 Round Nuts	5 3/8"	

C-20A



Special Torque Converter for TH350 Lockup transmission without lockup piston. Note: Lockup solenoid must be permanently disconnected

Year	Engine	Dia	Hub	SPL	Pilot	Mount	Pilot Center To Bolt Center	Stall
80-86	All	12 1/2"	Slots	30	1.7	3 Round Nuts	5 3/8"	

C-20D



Year	Engine	Dia	Hub	SPL	Pilot	Mount	Pilot Center To Bolt Center	Stall
80-86	Most Diesels	12 1/2"	Slots	30	1.7	3 Round Nuts - reinforced	5 3/8"	



General Motors/BMW/Isuzu/Suzuki

TH325 and TH425

GM-3 FWD



Balanced to less than three grams

Year	Engine	Dia	Hub	SPL	Pilot	Mount	Pilot Center To Bolt Center	Stall
68-78	Most V8 & 6 Cyl	13"	Slots	30	1.7	3 Rectangular Mounts 3/8 N.C.	5 3/4"	

GM-4 FWD



With variable pitch stator-balanced to less than three grams

Year	Engine	Dia	Hub	SPL	Pilot	Mount	Pilot Center To Bolt Center	Stall
66-67	All	13"	Slots	30	1.7	3 Rectangular Mounts 3/8 N.C.	5 3/4"	

GM-8 FWD



Balanced to less than three grams

Year	Engine	Dia	Hub	SPL	Pilot	Mount	Pilot Center To Bolt Center	Stall
79-On	Most V8 & 6 Cyl	13"	Slots	30	1.7	3 Rectangular 10mmx1.5	5 3/4"	

TH400

GM-3



Interchanges with GM-8 NOTE: Threads

Year	Engine	Dia	Hub	SPL	Pilot	Mount	Pilot Center To Bolt Center	Stall
64-79	V8 & 6 Cyl Gas	13"	Slots	30	1.7	3 Rectangular Mounts 3/8 N.C.	5 3/4"	

GM-4



Variable pitch TH400 Transmissions only

Year	Engine	Dia	Hub	SPL	Pilot	Mount	Pilot Center To Bolt Center	Stall
64-67	V8 Gas	13"	Slots	30	1.7	3 Rectangular Mounts 3/8 N.C.	5 3/4"	



General Motors/BMW/Isuzu/Suzuki

TH400

GM-5



Interchanges with GM-9 NOTE: Threads

Year	Engine	Dia	Hub	SPL	Pilot	Mount	Pilot Center To Bolt Center	Stall
64-69	V8 Gas	13"	Slots	30	1.7	6 Rectangular Nuts 3/8 N.C.	5 3/4"	

GM-6



Has 2 rows of ribs on pump side with spot weld at every rib

Year	Engine	Dia	Hub	SPL	Pilot	Mount	Pilot Center To Bolt Center	Stall
64-79	V8 High Perf.	13"	Slots	30	1.7	6 Rectangular Nuts 3/8 N.C.	5 3/4"	2200

GM-6A



Has 2 rows of ribs on pump side with or without spot welds near hub

Year	Engine	Dia	Hub	SPL	Pilot	Mount	Pilot Center To Bolt Center	Stall
79-On	V8 High Perf.	13"	Slots	30	1.7	6 Rectangular Nuts 10mmx1.5	5 3/4"	2200

GM-7



Has 2 rows of ribs on pump side with seven spot welds near hub. NOTE: Do not use in V8 engines

Year	Engine	Dia	Hub	SPL	Pilot	Mount	Pilot Center To Bolt Center	Stall
64-79	Small 6 Cyl 3.6L, 4.2L etc	13"	Slots	30	1.7	3 Rectangular Nuts 3/8 N.C.	5 3/4"	1750

GM-7A



Has 2 rows of ribs on pump side with seven spot welds near hub. NOTE: Do not use in V8 engines

Year	Engine	Dia	Hub	SPL	Pilot	Mount	Pilot Center To Bolt Center	Stall
79-On	Small 6 Cyl 3.6L, 4.2L etc	13"	Slots	30	1.7	3 Rectangular Nuts 10mmx1.5	5 3/4"	1750



General Motors/BMW/Isuzu/Suzuki

TH400

GM-8



Interchanges with GM-3 NOTE: Threads

Year	Engine	Dia	Hub	SPL	Pilot	Mount	Pilot Center To Bolt Center	Stall
79-On	V8 & 6 Cyl gas	13"	Slots	30	1.7	3 Rectangular Nuts 10mmx1.5	5 3/4"	

GM-9



Interchanges with GM-5 NOTE: Threads

Year	Engine	Dia	Hub	SPL	Pilot	Mount	Pilot Center To Bolt Center	Stall
79-On	V8 Gas	13"	Slots	30	1.7	3 Rectangular Nuts 10mmx1.5	5 3/4"	

GM-10



Has 2 rows of ribs on pump side with seven spot welds near hub, and green stripe around body

Year	Engine	Dia	Hub	SPL	Pilot	Mount	Pilot Center To Bolt Center	Stall
79-On	V6 Turbo	13"	Slots	30	1.7	3 Rectangular Nuts 10mmx1.5	5 3/4"	2200

GM-11



2 rows of ribs pump side fits. TH375 Transmission

Year	Engine	Dia	Hub	SPL	Pilot	Mount	Pilot Center To Bolt Center	Stall
	V8	13"	Slots	30	1.7	3 Rectangular Nuts 10mmx1.5	5 3/4"	1750

TH400 Heavy Duty

GM-8HD



Heavy duty, FB, Large bearing for commercial vehicles and motorhomes etc

Year	Engine	Dia	Hub	SPL	Pilot	Mount	Pilot Center To Bolt Center	Stall
79-On	V8	13"	Slots	30	1.7	3 Rectangular Nuts 10mmx1.5	5 3/4"	



General Motors/BMW/Isuzu/Suzuki

TH400 Heavy Duty

GM-9HD



Heavy duty, FB, Large bearing for commercial vehicles and motorhomes etc

Year	Engine	Dia	Hub	SPL	Pilot	Mount	Pilot Center To Bolt Center	Stall
79-On	V8	13"	Slots	30	1.7	6 Rectangular Nuts 10mmx1.5	5 3/4"	



GM/Geo/Suzuki

MX17

SUZ-1



NOTE: Hub side is smaller than front. May have purple paint on front.

Year	Engine	Dia	Hub	SPL	Pilot	Mount	Pilot Center To Bolt Center	Stall
All	4 cyl	9 1/2"	Slots	26	1.1	6 Pads	4"	

SUZ-2



NOTE: Hub side is smaller than front cover. May have orange paint on front cover.

Year	Engine	Dia	Hub	SPL	Pilot	Mount	Pilot Center To Bolt Center	Stall
All	3 cyl	9 1/2"	Slots	26	1.1	6 Pads	4"	

SUZ-3



May have blue paint on front cover.

Year	Engine	Dia	Hub	SPL	Pilot	Mount	Pilot Center To Bolt Center	Stall
All	3 cyl & 4 cyl	9 1/2"	Slots	26	1.1	6 Pads	4"	



GM/Isuzu/Mitsubishi/Nissan

JR403E

JR-2

No Photo Available

Isuzu truck with inertia ring (13 inch radius)

Year	Engine	Dia	Hub	SPL	Pilot	Mount	Pilot Center To Bolt Center	Stall
90-On		11"	Flats 1.727	24	0.785	Mounting Ring	4 7/8"	

JR-3



NOTE: Bolt circle radius

Year	Engine	Dia	Hub	SPL	Pilot	Mount	Pilot Center To Bolt Center	Stall
90-On		11"	Flats 1.727	24	0.785	Mounting Ring	6 3/4"	

JR-4



NOTE: 13" radius mounting plate.

Year	Engine	Dia	Hub	SPL	Pilot	Mount	Pilot Center To Bolt Center	Stall
90-On		11"	Flats 1.727	24	0.785	Mounting Ring	7"	



GM/Isuzu/Nissan/Toyota

AW450-43LE 4 Speed RWD

Toy-55



Year	Engine	Dia	Hub	SPL	Pilot	Mount	Pilot Center To Bolt Center	Stall
98-On		12 1/2"	1.654	20	1.572	6 Rectangular Pads	5 5/16"	



Honda/Acura Info-1

Torque Converter Quick Reference Guide by Code

Info-1

Year	Engine	Dia	Hub	SPL	Pilot	Mount	Pilot Center To Bolt Center	Stall
------	--------	-----	-----	-----	-------	-------	-----------------------------	-------

Quick Reference Guide by Code

Part No.	Stencil Code	Code by Hub	Diameter	Spline	Ring Gear
HN-1	None	None	10 1/2"	19	103 Teeth
HN-2	L15, S15, L16, S16	A or B	10 1/2"	19	107 Teeth
HN-3	13, 15	1 or 3	10 1/2"	19	103 Teeth
HN-4	N0, P4	A or None	10 1/2"	19	103 Teeth
HN-5	3K, K1/Y8	P/	10 7/8"	22	107 Teeth
HN-6	F4, 4F, PH45, 45H	C/B	10 1/2"	22	103 Teeth
HN-7	4B-0, 4B-6	7	10 1/2"	22	114 Teeth
HN-8	25, 25AR	K	11 3/8"	22	114 Teeth
HN-9	HAM, H16C, HK3, H13	A	10 1/2"	19	103 Teeth
HN-10	27, 27N, 27M	N	11 3/8"	22	114 Teeth
HN-11	R18	C	10 1/2"	22	114 Teeth
HN-13	N/A	6	11 3/8"	22	114 Teeth
HN-14	P56	Y	10 1/2"	22	109 +
HN-15	EH23A, B4H23A2	B	10 1/4"	22	114 Teeth
HN-16	PR	L	10 3/4"	23	114 Teeth
Please take note: Code is stenciled on hub side of torque converter. Code by hub is Stamped into Metal					
HN-17	Y4	+	11 1/8"	23	No Ring Gear
HN-18	AB, 215, 216	A	10 3/8"	22	109 Teeth
HN-19	PW7	Y	10 1/2"	22	No Ring Gear
HN-20	AA0, AYA	N/A	9 3/4"	22	114 Teeth
HN-21	BB	B	10 3/8"	22	109+
HN-22	P5M	5M	10 7/8"	22	114 Teeth
HN-23	P72	Y	10 7/16"	22	109 Teeth
HN-24	P8A	N	11 3/8"	22	121 Teeth
HN-25	CA, PAA, PCA, 8b	b	10 7/8"	22	121 Teeth
HN-26	8C	8c	11 3/4"	22	121 Teeth
HN-27	POG		11 3/8"	22	121 Teeth
HN-28	PLM	B+A	10 5/16"	22	109+
HN-29	8F, PG	8F, PG	11 3/4"	22	121 Teeth
HN-30	PEA	EA	10 7/8"	22	114 Teeth
HN-31	PN, PCA, PSM	CA	10 7/8"	22	114 Teeth
HN-32	PNA, RBB, RAA, RAO, PP	PN, RA	10"	22	119 Teeth
HN-33	RDJ	RD	11 1/4"	22	131 Teeth
HN-34	RNA	RN	9 5/8"	22	114 Teeth
HN-35	R4, BGRA	01, 04	11 1/4"	22	131 Teeth

Honda/Acura

Honda 3, 4 & 5 Speed

HN-1



Non Lockup with 103 tooth ring-gear. NOTE: Diameter is measured across mounting ring.

Year	Engine	Dia	Hub	SPL	Pilot	Mount	Pilot Center To Bolt Center	Stall
		10 1/2"	36 Splines	19	0.943	Threaded Ring	5"	

HN-2



Lockup with 107 tooth ring-gear. NOTE: Diameter is measured across mounting ring. Codes: L15 / L16 / S15 / S16

Year	Engine	Dia	Hub	SPL	Pilot	Mount	Pilot Center To Bolt Center	Stall
87-91		10 1/2"	38 Splines	19	0.943	Threaded Ring	5"	

HN-3



Lockup with 103 tooth ring-gear. NOTE: Diameter is measured across mounting ring. Code: 13 / 15

Year	Engine	Dia	Hub	SPL	Pilot	Mount	Pilot Center To Bolt Center	Stall
1983		10 1/2"	36 Splines	19	0.943	Threaded Ring	5"	

HN-4



Lockup with 103 tooth ring-gear. NOTE: Diameter is measured across mounting ring. Code: P4, NO Fits most AK, AS Transmissions

Year	Engine	Dia	Hub	SPL	Pilot	Mount	Pilot Center To Bolt Center	Stall
83-87		10 1/2"	36 Splines	19	0.943	Threaded Ring	5"	

HN-5



Lockup with 107 tooth ring-gear. NOTE: Diameter is measured across mounting ring. Codes: 3K / K1 / Y8 Fits PY8A Transmissions

Year	Engine	Dia	Hub	SPL	Pilot	Mount	Pilot Center To Bolt Center	Stall
88-91		10 7/8"	38 Splines	22	0.943	Threaded Ring	5 1/8"	



Honda/Acura

Honda 3, 4 & 5 Speed

HN-6



Lockup with 103 tooth ring-gear. NOTE: Diameter is measured across mounting ring. Codes: F4 / 4F / PH45 / 45H Fits F4 Transmission

Year	Engine	Dia	Hub	SPL	Pilot	Mount	Pilot Center To Bolt Center	Stall
86-92		10 1/2"	38 Splines	22	0.943	Threaded Ring	5"	

HN-7



Lockup with 114 ring-gear. NOTE: Diameter is measured across mounting ring. Codes: 4B-0 / 4B-6, a 7 stamped by the Hub - Fits APX4 Style Transmission

Year	Engine	Dia	Hub	SPL	Pilot	Mount	Pilot Center To Bolt Center	Stall
90-On		10 7/8"	38 Splines	22	0.943	Threaded Ring	5"	

HN-8



Lockup with 114 tooth ring-gear. NOTE: Diameter is measured across mounting ring. Codes: 25 / 25AR

Year	Engine	Dia	Hub	SPL	Pilot	Mount	Pilot Center To Bolt Center	Stall
86-On		11 3/8"	38 Splines	22	0.943	Threaded Ring	5 1/2"	

HN-9



Lockup with 103 tooth ring-gear. NOTE: Diameter is measured across mounting ring. Codes: HAM / H16C / HK3 / H13

Year	Engine	Dia	Hub	SPL	Pilot	Mount	Pilot Center To Bolt Center	Stall
86-87		10 1/2"	36 Splines	19	0.943	Threaded Ring	5"	

HN-10



Lockup with 114 tooth ring-gear. NOTE: Diameter is measured across mounting ring. Codes: 27 / 27N / 27M

Year	Engine	Dia	Hub	SPL	Pilot	Mount	Pilot Center To Bolt Center	Stall
87-90		11 3/8"	38 Splines	22	0.943	Threaded Ring	5 1/2"	



Honda/Acura

Honda 3, 4 & 5 Speed

HN-11



Lockup with 114 tooth ring-gear. NOTE: Diameter is measured across mounting ring. Codes: R18

Year	Engine	Dia	Hub	SPL	Pilot	Mount	Pilot Center To Bolt Center	Stall
90-On		10 1/2"	38 Splines	22	0.943	Threaded Ring	5"	

HN-13



Lockup with 114 tooth ring-gear. NOTE: Diameter is measured across mounting ring.

Year	Engine	Dia	Hub	SPL	Pilot	Mount	Pilot Center To Bolt Center	Stall
		11 3/8"	38 Splines	22	0.943	Threaded Ring		

Honda/Acura

Honda 3, 4 & 5 Speed

HN-13



HN-14



Note: Can use Honda HN-21 Converter. Lockup with 109 tooth ring-gear. NOTE: Diameter is measured across mounting ring. Codes: P56

Year	Engine	Dia	Hub	SPL	Pilot	Mount	Pilot Center To Bolt Center	Stall
		10 1/2"	38 Splines	22	0.945	Threaded Ring	4 15/16	

Honda/Acura

Honda 3, 4 & 5 Speed

HN-15



Lockup with 114 tooth ring-gear. NOTE: Diameter is measured across mounting ring. Codes: EH23A / B4H23A2

Year	Engine	Dia	Hub	SPL	Pilot	Mount	Pilot Center To Bolt Center	Stall
94-On		10 1/4"	38 Splines	22	0.945	Threaded Ring	4 7/8"	

HN-16

No Photo Available

Lockup. NOTE: Diameter is measured across mounting ring. Codes: PR

Year	Engine	Dia	Hub	SPL	Pilot	Mount	Pilot Center To Bolt Center	Stall
91-On		10 3/4"	38 Splines	23	0.945	Threaded Ring	4 5/8"	

HN-17



Lockup with no ring-gear. NOTE: Diameter is measured across mounting ring. Codes: Y4, PSA Stenciled

Year	Engine	Dia	Hub	SPL	Pilot	Mount	Pilot Center To Bolt Center	Stall
91-On		11 1/8"	38 Splines	23	0.945	6 Oval Pads	4 7/8"	

HN-18



Lockup with 109 tooth ring-gear. NOTE: Diameter is measured across mounting ring. Codes: AB / 215 / 216

Year	Engine	Dia	Hub	SPL	Pilot	Mount	Pilot Center To Bolt Center	Stall
92-On		10 3/8"	38 Splines	22	0.945	Threaded Ring	4 15/16"	

HN-19



Lockup with no ring-gear. NOTE: Diameter is measured across mounting ring. Codes: PW7

Year	Engine	Dia	Hub	SPL	Pilot	Mount	Pilot Center To Bolt Center	Stall
92-On		10 1/2"	38 Splines	22	0.945	Threaded Ring	4 11/16"	



Honda/Acura

Honda 3, 4 & 5 Speed

HN-20



Lockup with 114 tooth ring-gear. NOTE: Diameter is measured across mounting ring. Codes: AA0, AYA

Year	Engine	Dia	Hub	SPL	Pilot	Mount	Pilot Center To Bolt Center	Stall
94-On		9 3/4"	38 Splines	22	0.945	Threaded Ring	Unknown	

HN-21



NOTE: Can be used to replace a HN-14 Converter. Lockup with 109 tooth ring-gear. NOTE: Diameter is measured across mounting ring. Codes: BB / B7B / 12B8 / F16

Year	Engine	Dia	Hub	SPL	Pilot	Mount	Pilot Center To Bolt Center	Stall
96-On	1.6L	10 3/8"	38 Splines	22	0.945	Threaded Ring	4 15/16"	

HN-22



NOTE: Diameter is measured across mounting ring. Codes: P5M

Year	Engine	Dia	Hub	SPL	Pilot	Mount	Pilot Center To Bolt Center	Stall
		10 7/8"	1.513	22	0.943	Threaded Ring	5 1/8"	

HN-23



NOTE: Diameter is measured across mounting ring. Codes: P72

Year	Engine	Dia	Hub	SPL	Pilot	Mount	Pilot Center To Bolt Center	Stall
2001			1.513	22	0.943	Threaded Ring	4 15/16"	

HN-24



NOTE: Diameter is measured across mounting ring. Codes P8A

Year	Engine	Dia	Hub	SPL	Pilot	Mount	Pilot Center To Bolt Center	Stall
1997		11 3/8"	1.513	22	0.943	Threaded Ring	5 7/16"	



Honda/Acura

Honda 3, 4 & 5 Speed

HN-25



121503, B1, Codes: PEA, PCA, PAA, 114 Tooth Ring Gear, Lock-up, 4M Stamped on Front, M341BC Stencil. P5M Stencil

Year	Engine	Dia	Hub	SPL	Pilot	Mount	Pilot Center To Bolt Center	Stall
		10 7/8"	38 Splines	22	0.943	Threaded Ring	5 1/8"	

HN-26



Honda Accord. NOTE: Diameter is measured across mounting ring. Codes: B7XA, 8C/P8C

Year	Engine	Dia	Hub	SPL	Pilot	Mount	Pilot Center To Bolt Center	Stall
1998		11 3/8"	1.513	22	0.823	Threaded Ring	5 3/8"	

HN-27



Codes: POG

Year	Engine	Dia	Hub	SPL	Pilot	Mount	Pilot Center To Bolt Center	Stall
		11 3/8"	38 Splines	22	0.943	Threaded Ring	5 7/16"	

HN-28



Codes: PLM, BA

Year	Engine	Dia	Hub	SPL	Pilot	Mount	Pilot Center To Bolt Center	Stall
		10 5/15"	38 Splines	22	0.943	Threaded Ring	4 15/16"	

HN-29



Codes: 8F PG - Stamped at base of Hub

Year	Engine	Dia	Hub	SPL	Pilot	Mount	Pilot Center To Bolt Center	Stall
		11 3/4"	38 Splines	22	0.943	Threaded Ring	5 5/8"	



Honda/Acura

Honda 3, 4 & 5 Speed

HN-30



See Converter HN-25 HN-30 & HN-31 are now HN-25

Year	Engine	Dia	Hub	SPL	Pilot	Mount	Pilot Center To Bolt Center	Stall
		10 7/8"	38 Splines	22	0.943	Threaded Ring	5 1/8"	

HN-31



See Converter HN-25 HN-30 & HN-31 are now HN-25

Year	Engine	Dia	Hub	SPL	Pilot	Mount	Pilot Center To Bolt Center	Stall
1998	4 cyl	10 7/8"	38 Splines	22	0.943	Threaded Ring	5 1/8"	

HN-34



Lockup, RNA Stencil on front, RN stamped by hub, 114 tooth ring gear .360 thick.

Year	Engine	Dia	Hub	SPL	Pilot	Mount	Pilot Center To Bolt Center	Stall
2006	1.8L	9 5/8" 11 1/2" RG	1.460	22	0.943	8 Hole Ring Gear		

MRVA/MDKA

HN-32



Honda CRV, PNA/PP/RBB/RAA/RAO Stencil on Front,PN/RA Stamped by Hub, PP Stencil (KL371280), 119 Tooth Ring Gear

Year	Engine	Dia	Hub	SPL	Pilot	Mount	Pilot Center To Bolt Center	Stall
2004		10" Bdy, 12" outer		22	0.823	Ring Gear w/c 8-6mm Holes	5 3/8"	

HN-33



Lock-Up, Accur MDX, RDJ Stencil on Front, RDJ Stencil on Hub, Green Paint Circle with Green Dot in Center, RD Stamped by Hub, 131 Tooth Ring Gear

Year	Engine	Dia	Hub	SPL	Pilot	Mount	Pilot Center To Bolt Center	Stall
2003	3.5L	11 1/4" - 13 1/8"	1.550	22	0.943	8 Holes in Ring Gear		



Honda/Acura

Honda 3, 4 & 5 Speed

HN-35



Honda Odyssey, Trans - BGRA, 131 Tooth Ring Gear, R4 Stamped on Front, 01, 04 Stamped between ribs close to hub

Year	Engine	Dia	Hub	SPL	Pilot	Mount	Pilot Center To Bolt Center	Stall
2007		11 1/4"	1.548	22	0.943	8 Holes in Ring Gear	6"	

HN-37



Honda Fit, Trans Type SMMA,04 Stamped Between Ribs on Hub Side, RME ME048473 Stenciled on Hub Side

Year	Engine	Dia	Hub	SPL	Pilot	Mount	Pilot Center To Bolt Center	Stall
2007	1.5L	9 9/16"	1.460	22	0.943	Ring Gear-109 Tooth .745 Wide	5"	



Ford/Mazda/Nissan

3N71B, L3N71B - 3 Speed RWD

D-2

No Photo Available

2 1/8" Long Hub. Codes: 20D / G / GA - Internal Servo

Year	Engine	Dia	Hub	SPL	Pilot	Mount	Pilot Center To Bolt Center	Stall
72-83	All	10"	1.650 Flats	18	0.785	4 Round Nuts	4 1/4"	

D-3

No Photo Available

2 1/8" Long Hub with cooling shroud. Internal Servo.

Year	Engine	Dia	Hub	SPL	Pilot	Mount	Pilot Center To Bolt Center	Stall
72-On	All	10"	1.650 Flats	18	0.785	4 Round Nuts	4 1/4"	

D-4

No Photo Available

2 3/4" Long Hub. External Servo

Year	Engine	Dia	Hub	SPL	Pilot	Mount	Pilot Center To Bolt Center	Stall
72-83	All	10"	1.650 Flats	18	0.785	4 Round Nuts	4 1/4"	



Nissan/Datsun

BW 35

D-1

No Photo Available

With cooling fins.

Year	Engine	Dia	Hub	SPL	Pilot	Mount	Pilot Center To Bolt Center	Stall
67-71		10"	2 Ears	22	0.75	4 Round Nuts	4 1/4"	



Ford/Mazda/Nissan

3N71B, L3N71B - 3 Speed RWD

D-5

No Photo Available

2 3/4" Long Hub with cooling shroud. External Servo

Year	Engine	Dia	Hub	SPL	Pilot	Mount	Pilot Center To Bolt Center	Stall
72-On	All	10"	1.650 Flats	18	0.785	4 Round Nuts	4 1/4"	

F-42

No Photo Available

Ford Granada and Monarch

Year	Engine	Dia	Hub	SPL	Pilot	Mount	Pilot Center To Bolt Center	Stall
77-80	4.1L	11"	1.650 Flats	18	1.375	4 Studs	5 1/4"	



Hyundai

A40 Series

HY-1

No Photo Available

Fits all Hyundai 6 bolt mounting ring.

Year	Engine	Dia	Hub	SPL	Pilot	Mount	Pilot Center To Bolt Center	Stall
	4 cyl	10"	Slots	26	0.75	Threaded Ring	4 1/4"	

HY-2

No Photo Available

Lockup.

Year	Engine	Dia	Hub	SPL	Pilot	Mount	Pilot Center To Bolt Center	Stall
		9 3/4"	Slots	26	0.75	6 Hole Mounting Ring	4 1/4"	

HY-3



Hyundai Stellar

Year	Engine	Dia	Hub	SPL	Pilot	Mount	Pilot Center To Bolt Center	Stall
		9 3/4"	1.498	26	0.75	6 Hole Mounting Ring	4 1/4"	



Infiniti/Isuzu/GM/Mitsubishi/Nissan

RE4R03A, RG4R01A, JR403E - 4 Speed RWD

RL-14



Code: EI

Year	Engine	Dia	Hub	SPL	Pilot	Mount	Pilot Center To Bolt Center	Stall
89-On		11 5/8"	1.730, 1.810	24	0.785	4 Round Pads	4 7/8"	

RL-18

No Photo Available

Smooth primary. (Hub - 2.200 inches long)

Year	Engine	Dia	Hub	SPL	Pilot	Mount	Pilot Center To Bolt Center	Stall
89-On		10 1/4"	1.730, 1.810	24	0.785	4 Round Pads	4 1/2"	Low Stall

RL-19

No Photo Available

Hub - 1.980 inches long. Code: C1

Year	Engine	Dia	Hub	SPL	Pilot	Mount	Pilot Center To Bolt Center	Stall
89-On		10 1/4"	1.730, 1.810	24	0.785	4 Round Pads	4 1/2"	Low Stall

RL-20



NOTE: Infinity Q45. (Hub 2.090 inches long). Codes: H1 / H5

Year	Engine	Dia	Hub	SPL	Pilot	Mount	Pilot Center To Bolt Center	Stall
89-On		11.8"	1.730, 1.810	24	0.785	4 Round Pads	4 5/8"	

Infiniti/Mazda/Nissan

RL4R01A, RE4R01A, R4AEL - 4 Speed RWD

RL-10



Pathfinder, 240SX, Mazda RX7. NOTE: RE4R01A Transmission. Codes: A3 / A4 / A5 / A7 / A8 / A10 / A16 / A19 / A23 / A24 / A25 / A27 / A39 / A40 / A41 / A44 / A48 / A49 / A52 / A59. Most common from 1989-95

Year	Engine	Dia	Hub	SPL	Pilot	Mount	Pilot Center To Bolt Center	Stall
89-95	V6	10 3/4"	1.730, 1.810	20	0.785	4 Round Pads	4 5/8"	

RL-12

No Photo Available

Hub 1.375 Long. Code: D stamped on cover.

Year	Engine	Dia	Hub	SPL	Pilot	Mount	Pilot Center To Bolt Center	Stall
89-On		10 3/4"	1.730, 1.810	20	0.785	4 Round Pads	4 5/8"	

RL-13



Mazda 929. Codes: A12 / A13 / A20

Year	Engine	Dia	Hub	SPL	Pilot	Mount	Pilot Center To Bolt Center	Stall
1992-96		10 3/4"	1.730, 1.810	20	0.785	Mounting Ring	5 1/4"	

RL-15



NOTE: Pilot 1.060 inches long. Code: L1

Year	Engine	Dia	Hub	SPL	Pilot	Mount	Pilot Center To Bolt Center	Stall
89-On		10 3/4"	1.730, 1.810	20	0.785	4 Round Pads	4 5/8"	

RL-16



Codes: A18 / A33

Year	Engine	Dia	Hub	SPL	Pilot	Mount	Pilot Center To Bolt Center	Stall
89-On		10 3/4"	1.730, 1.810	18	0.785	4 Rectangular to Round	4 5/8"	



Infiniti/Mazda/Nissan

RL4R01A, RE4R01A, R4AEL - 4 Speed RWD

RL-21

No Photo Available

NOTE: Has inertia ring. Code: G1

Year	Engine	Dia	Hub	SPL	Pilot	Mount	Pilot Center To Bolt Center	Stall
89-On		10 3/4"	1.730, 1.810	20	0.785	4 Square Pads	4 5/8"	

RL-26



Mazda MPV. Code: A49 / A52 / A59 Note: Has milled flat Hub

Year	Engine	Dia	Hub	SPL	Pilot	Mount	Pilot Center To Bolt Center	Stall
97-99	3.0L	10 3/4"	1.730, 1.810 Milled	20	0.785	4 Round Pads	4 5/8"	

RL-37



Nissan Pathfinder Code: T1 Stamped

Year	Engine	Dia	Hub	SPL	Pilot	Mount	Pilot Center To Bolt Center	Stall
2001	3.5L	11 5/8"	1.73-1.81 Milled	20	0.785	4 Round	4 7/8"	

RL-39



G1 Stamped. Same as RL-10 except front has inertia ring

Year	Engine	Dia	Hub	SPL	Pilot	Mount	Pilot Center To Bolt Center	Stall
1989	4 cyl Turbo Diesel	10 3/4"	1.940			4 Round Nuts	4 1/2"	



Infiniti/Mercury/Nissan

4F20E, RE4F04A/B/V - 4 Speed FWD

RL-22



Nissan Maxima, Quest Van AWD, Mercury Villager. Codes: GB / GD / GE

Year	Engine	Dia	Hub	SPL	Pilot	Mount	Pilot Center To Bolt Center	Stall
92-On		10 3/4"	1.650, 1.730	20	0.785	4 Round Pads	4 9/16"	

RL-23



Nissan Altima. Codes: HC / HE / HI

Year	Engine	Dia	Hub	SPL	Pilot	Mount	Pilot Center To Bolt Center	Stall
92-On		10 3/4"	1.650, 1.730	20	0.785	4 Round Pads	4 9/16"	

RL-25

No Photo Available

Nissan Altima, LF Stamped, Black Paint Circle

Year	Engine	Dia	Hub	SPL	Pilot	Mount	Pilot Center To Bolt Center	Stall
2002	3.5L	10 3/4"	1.420	20	0.785	4 Round Welded	4 1/2"	

RL-29

No Photo Available

1997 Nissan Villager, 96A 03367 with Electric Pencil on Front, 96A 0337 With Electric Pencil on Hub Side, Only 2 rows of Ribs, 6A03 Stamped on Vanes

Year	Engine	Dia	Hub	SPL	Pilot	Mount	Pilot Center To Bolt Center	Stall
1997		10 13/16"	1.648-1.730	20	0.785	4 Round Welded Pads	4 9/16"	

RL-35



Nissan Altima Code: 97A / 30064

Year	Engine	Dia	Hub	SPL	Pilot	Mount	Pilot Center To Bolt Center	Stall
1998	2.4L 4 cyl	10 1/8"	1.650-1.730	20	0.785	4 Rectangular	4 3/16"	



Infiniti/Mercury/Nissan

4F20E, RE4F04A/B/V - 4 Speed FWD

RL-40



Nissan Altima, Lock-Up, TR028 23476 Stamped on Hub Side, Black, Yellow & Green Paint Dots, Yellow and Blue Paint Lines

Year	Engine	Dia	Hub	SPL	Pilot	Mount	Pilot Center To Bolt Center	Stall
2003	2.5L 4cyl	10 3/4"	1.650-1.730	20	0.785	4 Round Welded	4 1/2"	



Infiniti/Mercury/Nissan/BMW

RE5R01A/RE5R05A

RL-41



BMW (Japan - Right Hand Drive), M1 Stamped on Front. Front has 3 pads mounted in a Tin Plate. Pads sit approx. .085 above plate.

Year	Engine	Dia	Hub	SPL	Pilot	Mount	Pilot Center To Bolt Center	Stall
1991-00		10 3/4"	1.727-1.806	20	1.257	3 Round Pads	4 1/2"	

RL-42



G35 Nissan Infinity, P2 Stenciled on Front, 02.11.04.N J (with a line through it) 6 040 and J (with a line through it) .11 5721C 124 stamped on front

Year	Engine	Dia	Hub	SPL	Pilot	Mount	Pilot Center To Bolt Center	Stall
2003	3.5L Twin Turbo	10 7/8"	1.727-1.808	24	0.785	4 Rectangular Pads	4 7/8"	

RL-49



Lock-Up, Nissan Titan Pickup, 40B 6823B 170 Stamped by Pilot

Year	Engine	Dia	Hub	SPL	Pilot	Mount	Pilot Center To Bolt Center	Stall
2006	5.6L	11 3/16"	Flanged	24	0.785	4 Rectangular Pads	4 7/8"	

RL-50



BMW RH Drive. M2 Stamped on Front Cover

Year	Engine	Dia	Hub	SPL	Pilot	Mount	Pilot Center To Bolt Center	Stall
		10 3/4"	1.724	20	1.260	3 Round Pads in Plate	4 5/8"	



Infiniti/Nissan

RE4/RL4F03A/V, RE4F03B - 4 Speed FWD

RL-17



Code: 15 (May have letter A or P stamped by pilot)

Year	Engine	Dia	Hub	SPL	Pilot	Mount	Pilot Center To Bolt Center	Stall
91-On		10 3/4"	1.570, 1.650	18	0.785	4 Round Pads	4 3/16"	

RL-24



NOTE: 1.30 long hub. Code: 13N stenciled on pump, or Code 13 or N stamped by pilot.

Year	Engine	Dia	Hub	SPL	Pilot	Mount	Pilot Center To Bolt Center	Stall
90-On		10 1/8"	1.570, 1.650	18	0.785	4 Rect. Pads stepped to round	4 3/16"	

RL-36

No Photo Available

Nissan Sentra Model XE, Yellow & Green, Purple & Blue and Purple & Green Splotch by Pilot, K & F Stamped by Pilot. o5 (in a circle) on Hub Side.

Year	Engine	Dia	Hub	SPL	Pilot	Mount	Pilot Center To Bolt Center	Stall
2000	1.8L	10 1/8"	1.330	18	0.785	4 Rect. Stepped	4 3/16"	



Jaguar/Mercedes/Rover

BW 3 Band/BW8 & 12

J-1

No Photo Available

Jaguar with ring-gear and cooling shroud.

Year	Engine	Dia	Hub	SPL	Pilot	Mount	Pilot Center To Bolt Center	Stall
51-56		11 7/8"	2 Ears	15	0.75	6 Studs	3 1/4"	

J-2

No Photo Available

Jaguar with ring-gear and cooling shroud.

Year	Engine	Dia	Hub	SPL	Pilot	Mount	Pilot Center To Bolt Center	Stall
56-66		11 7/8"	2 Ears	15	0.75	Threaded Ring	5 1/4"	

J-4

No Photo Available

Jaguar with cooling shroud.

Year	Engine	Dia	Hub	SPL	Pilot	Mount	Pilot Center To Bolt Center	Stall
64-70		11 7/8"	2 Ears	17	0.75	4 Nuts	4 7/8"	

J-5



Jaguar with cooling shroud.

Year	Engine	Dia	Hub	SPL	Pilot	Mount	Pilot Center To Bolt Center	Stall
71-74		11 7/8"	2 Ears	29	0.75	4 Nuts	4 7/8"	



Jaguar/Mercedes/Rover

ZF6HP26

79-1



Jaguar XJ8, ZF4 Stenciled on Front, 206 700 Stamped on top of Hub Side

Year	Engine	Dia	Hub	SPL	Pilot	Mount	Pilot Center To Bolt Center	Stall
2003	4.2L Supercharged	11 7/8"	1.747-1.772	27	1.375	3 Brackets	5 3/4"	

79-2

No Photo Available

Jaguar S Type, Lock-Up, P62 Stenciled on Front SACH- Made in Germany (Stamped on Front), 206 505 (Stamped on Top), 381502 2122 5D-Muster (Stamped on Side) Front has 4 hole mounting plate attached to front with 10 rivets

Year	Engine	Dia	Hub	SPL	Pilot	Mount	Pilot Center To Bolt Center	Stall
2003	3.0L	11 1/16"	1.747-1.770	27	1.375	4 Hole Plate	4 3/8"	



Jaguar/Mercedes/Rover/BMW

ZF6HP26

79-5

No Photo Available

BMW X5, D82 Stenciled on Front, 206 700 Stamped on Hub Side

Year	Engine	Dia	Hub	SPL	Pilot	Mount	Pilot Center To Bolt Center	Stall
2005	4.8L	11 7/8"	2.110	27	1.260	4 Raised Pads	5 1/4"	

79-6



Jaguar XJ6, H65 Stenciled on Front, Made by Sachs (Stamped), 206 503 Stamped on top of hub side

Year	Engine	Dia	Hub	SPL	Pilot	Mount	Pilot Center To Bolt Center	Stall
2005	4.2L	11 1/8"	1.747	27	1.375	3 Pads	5 3/4"	

79-7

No Photo Available

BMW 745, Lock-Up, Code J85 G85 on Front, 000 193 on Hub Side

Year	Engine	Dia	Hub	SPL	Pilot	Mount	Pilot Center To Bolt Center	Stall
2003		11 1/4"	1.748	27	1.260	4 Threaded Pads in Plate	5 1/4"	

ZF6HP19

79-8

No Photo Available

BMW X5 AWD, Lock-Up, S99 Stenciled on Front

Year	Engine	Dia	Hub	SPL	Pilot	Mount	Pilot Center To Bolt Center	Stall
2007	3.0 L	10 1/2"	1.747	27	1.260	Plate w/6 Pads	4 5/8"	

Jeep

A904 (Lockup Fitchel & Sachs)

AMC-2



904 Lockup. Code: 080102. NOTE: Code stamped near outside weld.

Year	Engine	Dia	Hub	SPL	Pilot	Mount	Pilot Center To Bolt Center	Stall
84-86	4 & 6 Cyl.	11"	Slots	26	0.825	4 Rectangular	4 1/2"	

AMC-2A



NOTE: Same as AMC-2 with lockup clutch omitted. NOTE: These are lockup converters with no lockup piston or lining to fit a lockup transmission. NOTE: The lockup valve body must be held in the non lockup location to prevent over heating.

Year	Engine	Dia	Hub	SPL	Pilot	Mount	Pilot Center To Bolt Center	Stall
84-86	4 & 6 Cyl.	11"	Slots	26	0.825	4 Rectangular	4 1/2"	

AMC-3



904 Lockup Code: 080103. NOTE: Code stamped near outside weld.

Year	Engine	Dia	Hub	SPL	Pilot	Mount	Pilot Center To Bolt Center	Stall
84-86	4 & 6 Cyl.	11"	Slots	26	0.825	4 Rectangular	4 1/2"	

AMC-3A



NOTE: Same as AMC-3 with lockup clutch omitted. NOTE: These are lockup converters with no lockup piston or lining to fit a lockup transmission. NOTE: The lockup valve body must be held in the non lockup location to prevent over heating.

Year	Engine	Dia	Hub	SPL	Pilot	Mount	Pilot Center To Bolt Center	Stall
84-86	4 & 6 Cyl.	11"	Slots	26	0.825	4 Rectangular	4 1/2"	

Jeep

JF011E (CVT)

18-1

Jeep Patriot - Lock-Up, 22B Stenciled by Pilot, 22B Stenciled on Hub Side



Year	Engine	Dia	Hub	SPL	Pilot	Mount	Pilot Center To Bolt Center	Stall
2008		10 7/16"	2 Ears w/c Bushing	20	1.336	4 Oval Pads	4 1/2"	

18-2

Caliber 22C (with a square with dots) on front, Same on Hub Side. Hub has 2 ears with bushing



Year	Engine	Dia	Hub	SPL	Pilot	Mount	Pilot Center To Bolt Center	Stall
2007	2.0 L	10 7/16"	2.005	20	1.336	4 Oval Pads	4 1/2"	



KIA

A340E/F

3040-21

Kia Sorrento, Lock-Up, Light Green Paint Circle on Hub Side



Year	Engine	Dia	Hub	SPL	Pilot	Mount	Pilot Center To Bolt Center	Stall
2003	3.5L V6	11 3/8"	1.750	20	0.749	6 Rectangular Lugs	4 1/4"	

A5HF1

94-14

Sedona, TC Stenciled 0605160081 Stenciled by pilot, Square with dots stenciled on Hub Side



Year	Engine	Dia	Hub	SPL	Pilot	Mount	Pilot Center To Bolt Center	Stall
2007	3.8L	11"	1.690	20	1.336	6 Oval Pads	4 3/8"	



Mazda

JF506E

93-1



Lock-Up, 2002-01 12 D 223 Stamped

Year	Engine	Dia	Hub	SPL	Pilot	Mount	Pilot Center To Bolt Center	Stall
2002	3.0L	10 3/4"	Milled Flat	20	1.375	3 Studs	4 5/8"	

93-4



Lockup, VW Jetta, Yellow Paint Swatch 74 JC7 J8 Stamped, 114 Tooth Ring Gear Welded to Front

Year	Engine	Dia	Hub	SPL	Pilot	Mount	Pilot Center To Bolt Center	Stall
2002-Up	1.8L	10 1/8"	1.634	20	0.825	3 Studs	4 5/8"	



Mazda/Nissan

3N71B, L3N71B, E4N71B, L4N71B, N4AHL, N4AEL

DL-1



Nissan, Mazda. NOTE: E4N71B, L4N71B. Codes: GB / GF / GH / GL / GEA / GHA / GLA / GKA / GYA / GXA / OH / OI

Year	Engine	Dia	Hub	SPL	Pilot	Mount	Pilot Center To Bolt Center	Stall
81-On		10"	1.65	18	0.785	4 Round Pads	4 1/2"	

DL-2



Codes: EE / EEA / EEC

Year	Engine	Dia	Hub	SPL	Pilot	Mount	Pilot Center To Bolt Center	Stall
81-On		10"	1.65	18	0.785	4 Round Pads	4 1/2"	

DL-3



Nissan 200SX. Code: GRA

Year	Engine	Dia	Hub	SPL	Pilot	Mount	Pilot Center To Bolt Center	Stall
81-On		10"	1.65	18	0.785	4 Round Pads	4 1/2"	

DL-4



Nissan. Code: D

Year	Engine	Dia	Hub	SPL	Pilot	Mount	Pilot Center To Bolt Center	Stall
81-On		10"	1.65	18	0.785	4 Round Pads	4 1/2"	

DL-5



Codes: ELA / EMA / EOA

Year	Engine	Dia	Hub	SPL	Pilot	Mount	Pilot Center To Bolt Center	Stall
81-On		10"	1.65	18	0.790	4 Round Pads	4 1/2"	

Mazda/Nissan

3N71B, L3N71B, E4N71B, L4N71B, N4AHL, N4AEL

DL-6



Mazda 929, 300ZX Turbo. Codes: L / ZB

Year	Engine	Dia	Hub	SPL	Pilot	Mount	Pilot Center To Bolt Center	Stall
81-On		10"	2.900	20	0.785	4 Round Pads	4 1/2"	

DL-7



Codes: 6T / OT / OU / OS

Year	Engine	Dia	Hub	SPL	Pilot	Mount	Pilot Center To Bolt Center	Stall
81-On		10"	1.65	20	0.785	4 Round Pads	4 1/2"	

DL-8



Code: S2

Year	Engine	Dia	Hub	SPL	Pilot	Mount	Pilot Center To Bolt Center	Stall
81-On		10"	2.800	18	1.110	4 Round Studs .600 Tall	4 1/2"	

DL-10



Codes: 3C / ED / EHA / EE

Year	Engine	Dia	Hub	SPL	Pilot	Mount	Pilot Center To Bolt Center	Stall
87-On		10"	1.65	18	0.785	4 Round Pads	4 1/2"	

DL-15

No Photo Available

Mazda Miata, With Code S2

Year	Engine	Dia	Hub	SPL	Pilot	Mount	Pilot Center To Bolt Center	Stall
1992	1600	10 1/8"	Flaats	18	0.825	4 Round Pads		



Mercedes

Torque Converter Quick Reference Guide by Code

Info-1

Year	Engine	Dia	Hub	SPL	Pilot	Mount	Pilot Center To Bolt Center	Stall
------	--------	-----	-----	-----	-------	-------	-----------------------------	-------

Quick Reference by Code

Code is stamped by outside weld. NOTE: Rebuilt converters CANNOT be identified by code

CODE	PART NO.
100 250 30 02	MER-4
115 250 00 02	MER-2
115 250 06 02	MER-2
115 250 13 02	MER-3
115 250 17 02	MER-5
116 250 01 02	MER-8
116 250 03 02	MER-8
116 250 10 02	MER-6
117 250 03 02	MER-4
117 250 30 02	MER-4
123 250 02 02	MER-15
123 250 04 02	MER-39
124 250 00 02 & 124 250 09 02	MER-22
124 250 10 02	MER-31
126 250 09 02	MER-11
126 250 11 02	MER-21
126 250 12 02	MER-12
126 250 14 02	MER-12
126 250 15 02	MER-16
126 250 16 02	MER-11
126 250 17 02	MER-10
126 250 20 02	MER-23
126 250 23 02	MER-11
126 250 34 02	MER-21
130 250 01 02	MER-1
201 250 01 02	MER-20
210 250 07 02	MER-32
722 250 06 02	MER-14



Mercedes/Porsche

3/4 Speed

MER-13

No Photo Available

Year	Engine	Dia	Hub	SPL	Pilot	Mount	Pilot Center To Bolt Center	Stall
81-On		13"	Slots	22	1.378	3 Pads with 2 Holes	6 1/8"	

MER-14

No Photo Available

Code: 722 250 0602

Year	Engine	Dia	Hub	SPL	Pilot	Mount	Pilot Center To Bolt Center	Stall
81-On		12 1/4"	Slots	22	1.378	3 Pads with 2 Holes	4 1/2"	

MER-15



Code: 123 250 0202 or 0402

Year	Engine	Dia	Hub	SPL	Pilot	Mount	Pilot Center To Bolt Center	Stall
83-On		11 1/4"	Slots	19	1.378	3 Pads with 2 Holes	4 1/2"	

MER-16



Code: 126 250 1502

Year	Engine	Dia	Hub	SPL	Pilot	Mount	Pilot Center To Bolt Center	Stall
81-On		11 1/4"	Slots	22	1.378	3 Pads with 2 Holes	4 1/2"	

MER-17

No Photo Available

Code: 126 250 1602

Year	Engine	Dia	Hub	SPL	Pilot	Mount	Pilot Center To Bolt Center	Stall
83-On		12 1/8"	Slots	22	1.378	3 Pads with 2 Holes	4 1/2"	



Mercedes/Porsche

3/4 Speed

MER-18

No Photo Available

Code: 126 250 1502

Year	Engine	Dia	Hub	SPL	Pilot	Mount	Pilot Center To Bolt Center	Stall
81-On		11"	Slots	22	1.378	3 Pads with 2 Holes	4 1/2"	

MER-19



Code: 126 250 0902

Year	Engine	Dia	Hub	SPL	Pilot	Mount	Pilot Center To Bolt Center	Stall
		11 1/4"	Slots	22	1.378	3 Pads with 2 Holes	4 1/2"	

MER-20



Code: 201 250 0102 (0202), (0402)

Year	Engine	Dia	Hub	SPL	Pilot	Mount	Pilot Center To Bolt Center	Stall
		12"	Slots	22	1.378	3 Pads with 2 Holes	5 1/4"	

MER-21



Code: 126 250 3402 (1102)

Year	Engine	Dia	Hub	SPL	Pilot	Mount	Pilot Center To Bolt Center	Stall
		12"	Slots	22	1.378	3 Pads with 2 Holes	5 1/4"	

K4A040, K4B050, K4C025

MER-1



K4A transmission, smooth body

Year	Engine	Dia	Hub	SPL	Pilot	Mount	Pilot Center To Bolt Center	Stall
68-72		11"	2 Ears	17	1.966	3 Pads with 2 Holes	4 1/2"	



Mercedes/Porsche

K4A040, K4B050, K4C025

MER-2



K4C transmission, smooth body

Year	Engine	Dia	Hub	SPL	Pilot	Mount	Pilot Center To Bolt Center	Stall
68-73		11"	Slots	21	1.966	3 Pads with 2 Holes	4 1/2"	

MER-3

No Photo Available

K4C transmission, smooth body

Year	Engine	Dia	Hub	SPL	Pilot	Mount	Pilot Center To Bolt Center	Stall
68-73		11"	Slots	21	1.388 Stepped	3 Pads with 2 Holes	4 1/2"	

W3A040, W4B025

MER-4



W3A, W4B transmission, smooth body

Year	Engine	Dia	Hub	SPL	Pilot	Mount	Pilot Center To Bolt Center	Stall
72-80		13"	2 Ears	22	1.378	3 Pads with 3 Holes	6 1/8"	

MER-5



W3A, W4B transmission, smooth body

Year	Engine	Dia	Hub	SPL	Pilot	Mount	Pilot Center To Bolt Center	Stall
72-80		11 1/4"	2 Ears	22	1.378	3 Pads with 2 Holes	4 1/2"	

MER-6



W3A, W4B transmission, ribbed body

Year	Engine	Dia	Hub	SPL	Pilot	Mount	Pilot Center To Bolt Center	Stall
72-80		11 1/4"	2 Ears	22	1.378	3 Pads with 2 Holes	4 1/2"	



Mercedes/Porsche

W3A040, W4B025

MER-7



W3A, W4B transmission, ribbed body

Year	Engine	Dia	Hub	SPL	Pilot	Mount	Pilot Center To Bolt Center	Stall
72-80		11 1/4"	2 Ears	22	1.378	3 Extended Mounts with 3 holes	6 1/8"	

MER-8



W3A, W4B transmission, smooth body

Year	Engine	Dia	Hub	SPL	Pilot	Mount	Pilot Center To Bolt Center	Stall
72-80		11 1/4"	2 Ears	22	1.378	3 Extended Mounts with 3 holes	6 1/8"	

MER-9



W3A, W4B transmission, fits Porsche, ribbed body

Year	Engine	Dia	Hub	SPL	Pilot	Mount	Pilot Center To Bolt Center	Stall
72-80		11 1/4"	2 Ears	22	1.378	3 Pads with 2 Holes	4 1/2"	

W4A040, 722.3

MER-10



W4A, 040 transmission, ribbed body.

Year	Engine	Dia	Hub	SPL	Pilot	Mount	Pilot Center To Bolt Center	Stall
81-On		11 1/4"	Slots	22	1.378	3 Pads with 2 Holes	4 1/2"	

MER-11



W4A, 040 transmission, ribbed body.

Year	Engine	Dia	Hub	SPL	Pilot	Mount	Pilot Center To Bolt Center	Stall
81-On		11 1/4"	Slots	22	1.378	3 Pads with 2 holes	4 1/2"	



Mercedes/Porsche

W4A040, 722.3

MER-12



W4A, 040 transmission, ribbed body.

Year	Engine	Dia	Hub	SPL	Pilot	Mount	Pilot Center To Bolt Center	Stall
81-On		11 1/4"	Slots	22	1.378	3 Extended Mounts with 3 holes	6 1/8"	

MER-22



300E Mercedes Codes: 124 250 0002, 124 250 0902

Year	Engine	Dia	Hub	SPL	Pilot	Mount	Pilot Center To Bolt Center	Stall
1989	3.0L Gas	11 1/4"	Slots	22	1.378	3 Pads with 2 Holes	4 1/2"	

Mercedes

W5A-030/722.5

MER-16

CODE: 124 250 1002



Year	Engine	Dia	Hub	SPL	Pilot	Mount	Pilot Center To Bolt Center	Stall
90-96		11 1/4"	1.794	22	1.375	3 Triangular - 2 Holes Each	4 1/2"	

W5A-580/722.6

MER-32

CODE: 210 250 0702



Year	Engine	Dia	Hub	SPL	Pilot	Mount	Pilot Center To Bolt Center	Stall
96-On		11 1/4"	1.794	22	1.375	3 Pads With 2 Holes Each	4 5/8"	

W5A-030/722.5

MER-33

No Photo Available

Jaguar Code: 722 / 250 / 1102

Year	Engine	Dia	Hub	SPL	Pilot	Mount	Pilot Center To Bolt Center	Stall
1998		12 1/8"	1.689-1.694	22	1.375	3 Pads	5 11/16"	

MER-34



Chrysler 300C. 580AA28042 Stamped on Pump. Same clutch pack as Merc 32

Year	Engine	Dia	Hub	SPL	Pilot	Mount	Pilot Center To Bolt Center	Stall
2005	5.9 L Hemi	11 1/4"	Slots	22	1.336	3 Rectangular 2 Holes Each	5 1/16"	

722.6

Mer-35



Lock-Up, Special marks on Hub Side - 459PX Stamped, Marks on front - 140 250 0902 Y 344 99 2L1 Codes 140 250 0802 & 140 250 0602

Year	Engine	Dia	Hub	SPL	Pilot	Mount	Pilot Center To Bolt Center	Stall
2000	4.3 L V8	12 1/8"	1.689 Top 1.694 Bot	22	1.375	3 Rectangular 2 holes each	4 5/8"	

Mercedes

722.6

MER-36



E320 Mercedes, Lock-up, Special Marks on Front - 210 250 05 02, 210 250 0602 * 074 97 2, 87 14 Stamped on Hub Side, also codes Circle with a peace sign, A 903 250 0002 03 232 2L32 Stamped on Front

Year	Engine	Dia	Hub	SPL	Pilot	Mount	Pilot Center To Bolt Center	Stall
1997		11 3/8"	Slots	22	1.377	3 Rectangular Pads, 2 Holes Each	4 1/2"	

Mer-36-1



Mercedes C230, Lock-Up, 210 250 04 02, 320 97 2.1 on Front. T/C Same as a Mer-36 but clutch pack has only 1 friction

Year	Engine	Dia	Hub	SPL	Pilot	Mount	Pilot Center To Bolt Center	Stall
1998	2.3L	11 3/8"	Slots	22	1.377	3 Rectangular Pads, 2 Holes each	4 1/2"	

Mer-37

No Photo Available

Marks on Front 140 250 0b02 140 250 0802

Year	Engine	Dia	Hub	SPL	Pilot	Mount	Pilot Center To Bolt Center	Stall
		12 1/8"	1.689-1.694	22	1.375	3 Rect Pads - 2Holes Each	4 5/8"	

Mer-38



Mercedes 600SL, Special Marks on Front 140 250 0502 ^ 052971, 4061 Stamped on top

Year	Engine	Dia	Hub	SPL	Pilot	Mount	Pilot Center To Bolt Center	Stall
1997	V12	12 1/8"	Slots	22	1.377	3 Rectangular Pads, 2 holes each	5 5/16"	

Mer-39



Non Lock-Up, 123 250 0402 Stamped on Side

Year	Engine	Dia	Hub	SPL	Pilot	Mount	Pilot Center To Bolt Center	Stall
		11 1/4"	Slots	19	1.375	3 Rectangular, 2 holes each	4 1/2"	

Mercedes

722.6

Mer-40

No Photo Available

Lockup. 211 250 0802 Y (in a circle) Stamped on side of front

Year	Engine	Dia	Hub	SPL	Pilot	Mount	Pilot Center To Bolt Center	Stall
2003		11 5/16"	Slots	22	1.375	3 Rectangular 2 holes each	4 5/8"	

Mer-44

No Photo Available

Sprinter Van Marks on Front - 221 250 0102 (Peace Sign) 06 329 L63 (Stamped) 22101 Stenciled

Year	Engine	Dia	Hub	SPL	Pilot	Mount	Pilot Center To Bolt Center	Stall
2007	3.0L V6	11 1/4"	1.689-1.694	22	1.375	3 Rect Pads - 2 Holes Each	5"	

Mer-45



Jeep, Marks on Front - A209 250 0802 Mercedes emblem 08 017 L52

Year	Engine	Dia	Hub	SPL	Pilot	Mount	Pilot Center To Bolt Center	Stall
2008	Diesel	11 1/4"	1.689-1.694	22	1.375	3 Rect (2 holes each)	5"	

MER-47



Mercedes C230 Marks on Front 211 250 09 02

Year	Engine	Dia	Hub	SPL	Pilot	Mount	Pilot Center To Bolt Center	Stall
2005		11 3/8"	1.689-1.694	22	1.375	2 Hole Pads	4 1/2"	

722.9

MER-46



Mercedes GL 450, Lock-Up, Marks on front - A 221 250 05 02, Marks on Hub Side 221 04 41006 242 L23

Year	Engine	Dia	Hub	SPL	Pilot	Mount	Pilot Center To Bolt Center	Stall
2006	V8	11 3/8"	1.689-1.694	22	1.375	3 Pads 2 Holes	5"	



Mercedes

722.9

MER-48

No Photo Available

221 250 2202 Stamped on Front

Year	Engine	Dia	Hub	SPL	Pilot	Mount	Pilot Center To Bolt Center	Stall
2008	3.0L Diesel	11 3/8"	1.689	22	1.375	3 Pads 2 Holes	5"	

Mitsubishi

F4A41/42-1

94-1



Mitsubishi Lancer, 2g Stenciled

Year	Engine	Dia	Hub	SPL	Pilot	Mount	Pilot Center To Bolt Center	Stall
2002-03	1.8 & 2.0L	10 1/8"			1.336	4 Oval Pads	4 3/8"	

94-3

No Photo Available

Mitsubishi Mirage, Lock-up, 3b Stenciled, 110 tooth ring gear

Year	Engine	Dia	Hub	SPL	Pilot	Mount	Pilot Center To Bolt Center	Stall
1998		10 1/8"	Flats	20	1.060	4 Oval Pads	4 3/8"	

A340F

3040-19



Lock-Up, Mitsubishi Montero, VB09 Stencil on Front, 2 Green Pint Circles, 1 Blue Dot and 03 Stenciled on Hub Side

Year	Engine	Dia	Hub	SPL	Pilot	Mount	Pilot Center To Bolt Center	Stall
1998	3.0L	11 3/8"	Flanged Toy	20	0.750	6 Square	4 1/4"	

A340F/A44DL

3040-22



Mitsubishi Pajero, Mark on Hub Side - Black Dot Pink Circle

Year	Engine	Dia	Hub	SPL	Pilot	Mount	Pilot Center To Bolt Center	Stall
1992	Diesel	11 3/8"	1.498	26	0.750	6 Square Pads	4 1/4"	



Nissan

RN3F01A, RL3F01A - 3 Speed FWD

RL-3



Lockup RL3F01A. Ribs near hub angled to center of hub may have 76 or 64 on converter.
NOTE: Lockup transmissions may be identified by an O-ring on the transmission side of the input drive splines.

Year	Engine	Dia	Hub	SPL	Pilot	Mount	Pilot Center To Bolt Center	Stall
81-On		10 1/8"	1.880 w/c Inner Bush.	18	0.785	3 Rectangular	4 1/4"	

Nissan

RN3F01A, RL3F01A - 3 Speed FWD

RL-3

When it comes to Remanufacturing both Domestic and Import Torque Converters,
TCS often goes the EXTRA MILE!.....

Some of today's Lock Up Torque Converters use a very tightly enclosed Spring Damper Assembly that essentially becomes a HUGE Contamination Refuse Trap. This happens as a direct result of the centrifugal force created inside the converter during "normal" operation.



Note: Metal & Foreign Debris Contamination

One particular unit is the Nissan style of Torque Converter. At TCS we have exhausted all avenues of conventional cleaning - Jet Washers, Ultra Sonic Washers, and Caustic Dips.

Our solution to ensure that the Spring Damper is totally cleaned to 100% satisfaction (our standard) is to fully disassemble the Piston Assembly by cutting the rivets and thoroughly clean all parts individually. The unit is then reassembled resulting in a Torque Converter that has been truly 100% Remanufactured.

Same Damper after being re-built

We build quality into all of our Converters



Nissan

RN3F01A, RL3F01A - 3 Speed FWD

RL-4



Ribs near hub angle to edge of hub may have 08, 04, or 12 on converter. NOTE: Lockup transmissions may be identified by an O-ring on the transmission side of the input drive splines.

Year	Engine	Dia	Hub	SPL	Pilot	Mount	Pilot Center To Bolt Center	Stall
81-On		10 1/8"	1.880 w/c Inner Bush.	18	0.785	3 Rectangular	4 1/4"	

RL-5



Lockup RL3F01A Trans. With Cooling shroud. NOTE: Lockup transmissions may be identified by an O-ring on the transmission side of the input drive splines.

Year	Engine	Dia	Hub	SPL	Pilot	Mount	Pilot Center To Bolt Center	Stall
81-On		10 1/8"	1.880 w/c Inner Bush.	18	0.785	3 Rectangular	4 1/4"	

RL-6



Lockup RL3F01A Trans. Fits Nissan Micra. May have 2 white circles on converter. NOTE: Lockup transmissions may be identified by an O-ring on the transmission side of the input drive splines.

Year	Engine	Dia	Hub	SPL	Pilot	Mount	Pilot Center To Bolt Center	Stall
81-On		9 1/2"	1.880 w/c Inner Bush.	18	0.785	3 Round	4 1/4"	

RE4F02A/RL4F02A - 4 Speed FWD

RL-8



Nissan Multi, Stanza, Pulsar, Infinity. NOTE: RL4F02A Transmission. Codes: Blue or pink paint on hub side of converter. NOTE: Lockup transmissions may be identified by an O-ring on the transmission side of the input drive splines.

Year	Engine	Dia	Hub	SPL	Pilot	Mount	Pilot Center To Bolt Center	Stall
85-90	All	10 1/4"	1.727, 1.808	18	0.785	3 Rectangular Pads	4 1/4"	

RL-8B



F Code front cover or yellow paint on pump. NOTE: Smaller bolt pattern. NOTE: Lockup transmissions may be identified by an O-ring on the transmission side of the input drive splines.

Year	Engine	Dia	Hub	SPL	Pilot	Mount	Pilot Center To Bolt Center	Stall
		10 1/4"	1.727, 1.808	18	0.785	3 Rectangular Pads	4 3/16"	

Nissan

RE4F02A/RL4F02A - 4 Speed FWD

RL-9



Nissan Maxima, Stanza. NOTE: RL4F02A Transmission. Codes: E / F / D / DA / DB / DC on front cover. NOTE: Lockup transmissions may be identified by an O-ring on the transmission side of the input drive splines.

Year	Engine	Dia	Hub	SPL	Pilot	Mount	Pilot Center To Bolt Center	Stall
85-94	All	10 3/4"	1.727, 1.808	20	0.785	4 Round Pads	4 5/8"	

RL-11



Nissan Maxima, Stanza, Axxess. NOTE: RE4F02A Transmission. Codes: EB / EC / EF / EI on front cover. NOTE: Lockup transmissions may be identified by an O-ring on the transmission side of the input drive splines.

Year	Engine	Dia	Hub	SPL	Pilot	Mount	Pilot Center To Bolt Center	Stall
85-90	All	10 1/4"	1.727, 1.808	18	0.785	3 Rectangular Pads	4 1/4"	

RE4R01A AWD

RL-38



Lock-Up, B 12 Stamp, Nissan Skyline - Right Hand Drive

Year	Engine	Dia	Hub	SPL	Pilot	Mount	Pilot Center To Bolt Center	Stall
1989	2.0L	10 1/8"	1.728-1.808	18	0.785	3 Rectangular Pads	4 7/16"	

RL-48

No Photo Available

Lock-Up, Nissan Xterra, Y13 Stamped on Front

Year	Engine	Dia	Hub	SPL	Pilot	Mount	Pilot Center To Bolt Center	Stall
2004	3.3L	10 3/4"	Milled Flanged	20	0.785	4 Round	4 1/2"	

RN3F01A - 3 Speed FWD

RN-1



Non Lockup RN3F01A Trans.

Year	Engine	Dia	Hub	SPL	Pilot	Mount	Pilot Center To Bolt Center	Stall
81-On		10 1/8"	1.880 w/c Inner Bush.	18	0.785	3 Rectangular	4 1/4"	



Nissan

RN3F01A - 3 Speed FWD

RN-2

Non Lock-up RN3F01A Transmission with Cooling shroud.



Year	Engine	Dia	Hub	SPL	Pilot	Mount	Pilot Center To Bolt Center	Stall
81-83		10 1/8"	1.880 w/c Inner Bush.	18	0.785	3 Rectangular	4 1/4"	



Renault

MB1, MJ3 TA4139

REN-1

With Cooling Shroud and 139 Tooth Ring Gear

No Photo Available

Year	Engine	Dia	Hub	SPL	Pilot	Mount	Pilot Center To Bolt Center	Stall
73-85		10"	Blank with Bushing	24	1.572	3 Round	4 3/4"	

REN-2

No Photo Available

Year	Engine	Dia	Hub	SPL	Pilot	Mount	Pilot Center To Bolt Center	Stall
73-83		9 1/2"	Blank with Bushing	24	1.572	3 Round	4"	

REN-3

No Photo Available

With Cooling Shroud

Year	Engine	Dia	Hub	SPL	Pilot	Mount	Pilot Center To Bolt Center	Stall
73-83		10"	Blank with Bushing	24	1.572	3 Pads with Nuts	4 7/8"	

REN-4

No Photo Available

With Steel Timing Gear. MB1 Transmission

Year	Engine	Dia	Hub	SPL	Pilot	Mount	Pilot Center To Bolt Center	Stall
83-On		10 1/2"	Blank with Bushing	30	0.635	3 Pads with Nuts	4"	

REN-5

No Photo Available

With Tin Timing Shroud

Year	Engine	Dia	Hub	SPL	Pilot	Mount	Pilot Center To Bolt Center	Stall
83-On		10 1/2"	Blank with Bushing	30	1.572	3 Pads		



Renault

MB1, MJ3 TA4139

REN-6

No Photo Available

MB3-107 Transmission, Renault Alliance

Year	Engine	Dia	Hub	SPL	Pilot	Mount	Pilot Center To Bolt Center	Stall
83-On	1.7L	9 1/2"	Blank with Bushing	30	0.630	3 Studs	4"	

Renault AR4

REN-7

No Photo Available

Year	Engine	Dia	Hub	SPL	Pilot	Mount	Pilot Center To Bolt Center	Stall
		10 1/4"	2.00	36	0.830	3 Pads	4 7/8"	

REN-8



Year	Engine	Dia	Hub	SPL	Pilot	Mount	Pilot Center To Bolt Center	Stall
		10 1/16"	1.884	29	1.572	3 Pads	4 7/8"	

REN-9

No Photo Available

Year	Engine	Dia	Hub	SPL	Pilot	Mount	Pilot Center To Bolt Center	Stall
		10"	1.874	30	1.572	3 Pads	4 3/4"	



SAAB

BW35

SB-1

Uses 4 Mounting Bolts



Year	Engine	Dia	Hub	SPL	Pilot	Mount	Pilot Center To Bolt Center	Stall
69-81		10"	2 Ears	22	0.75	Threaded Ring	4 3/4"	

SB-2

Uses 8 Mounting Bolts.



Year	Engine	Dia	Hub	SPL	Pilot	Mount	Pilot Center To Bolt Center	Stall
81-On		10"	2 Ears	23	0.75	Threaded Ring	4 3/4"	



Suzuki

AW60-40LE

88-1

Suzuki Esteem, Lock-Up, Marks on Hub 60A080 T7G23 (Stenciled)



Year	Engine	Dia	Hub	SPL	Pilot	Mount	Pilot Center To Bolt Center	Stall
1999		9 5/8"	1.498	16	0.825	6 Rectangular Pads	4 6/16"	



SAAB/Volvo/Saturn/Suzuki/Daewoo/GM

AW50-40/42LE/AW42 4 Speed FWD/ AW60-40LE

88-2



Volvo 850 16U Stamped by Pilot, 021S G3A11 Stencil, Low Stall

Year	Engine	Dia	Hub	SPL	Pilot	Mount	Pilot Center To Bolt Center	Stall
93-On		10 5/16	1.498	26	0.825	6 Rectangular Pads	4 13/16"	Low

88-3



SAAB 9-3/9-5 NOTE: Y51 Stamped in Front, Extra Low Stall

Year	Engine	Dia	Hub	SPL	Pilot	Mount	Pilot Center To Bolt Center	Stall
98-On		11 1/8"	1.498	20	0.825	6 Rectangular Pads	4 9/16"	Low

88-4



Y51 Stamped in Fron, Lock-up t

Year	Engine	Dia	Hub	SPL	Pilot	Mount	Pilot Center To Bolt Center	Stall
2002		11 1/8"	1.498	20	0.825	6 Rectangular Pads	4 9/16"	

88-5



Suzki Esteem, Lock-up, 30A260 G0G11 Stenciled on Front and Hub Side, 020 Stamped by Pilot, 303 Stamped on Pump, FBP 30A340 and FBP 30A200 Stamped on Pump

Year	Engine	Dia	Hub	SPL	Pilot	Mount	Pilot Center To Bolt Center	Stall
2000	1.8L	9 7/8"	1.497	16	0.825	6 Rectangular Pads	4 3/16"	

88-6

No Photo Available

Daewoo, Lock-Up, 40A030 09K14 Stenciled on Front and on Hub Side

Year	Engine	Dia	Hub	SPL	Pilot	Mount	Pilot Center To Bolt Center	Stall
2000	2.2L V Tech 16 Valve	10 3/8"	1.497	26	0.825	6 Rectangular Pads	4 5/8"	



SAAB/Volvo/Saturn/Suzuki/Daewoo/GM

AW50-40/42LE/AW42 4 Speed FWD/ AW60-40LE

88-12

No Photo Available

Lock-Up, Volvo V70, 01 Stenciled on Hub Side

Year	Engine	Dia	Hub	SPL	Pilot	Mount	Pilot Center To Bolt Center	Stall
1998	2.9 V6	11 1/8"	1.497	26	0.823	6 Rect Lugs	4 13/16"	

88-13



40A010 U3L01 Stenciled on Front, 40A010 Stenciled on Hub Side

Year	Engine	Dia	Hub	SPL	Pilot	Mount	Pilot Center To Bolt Center	Stall
		10 3/8"	1.498	26	.825	6 Pads 4L80 Style	4 15/32"	

AW55-50SN

88-14

No Photo Available

Equinox, 32000-43A160 0360377 Stenciled on Front, Y0P Stamped twice by pilot, 32000-43A160 03603677 Stenciled on Hub Side

Year	Engine	Dia	Hub	SPL	Pilot	Mount	Pilot Center To Bolt Center	Stall
2007	3.4L	11 1/8"	1.496	20	.825	3 Step Rect Pads	4 5/8"	



SAAB/Volvo/Saturn/Suzuki/Daewoo/GM

AW55-50SN

88-7



S60 Volvo, Lock-Up, Y51 Stamped by Pilot. 32000-43A030 00899966 Stenciled on Front and on Hub Side

Year	Engine	Dia	Hub	SPL	Pilot	Mount	Pilot Center To Bolt Center	Stall
2001	2.4L Turbo	11 1/8"	1.490	20	0.825	6 Rectangular Pads	4 13/16"	

88-8

No Photo Available

Y51 Stamped by Pilot, 32000-43A260 01785518 Stenciled on Front, 32000-43A260&(1) 01785518 Stenciled on Hub Side

Year	Engine	Dia	Hub	SPL	Pilot	Mount	Pilot Center To Bolt Center	Stall
		11 1/8"	1.497	20	.810	6 Rectangular Pads	4 1/2"	

88-11

No Photo Available

Saturn ION, Lock-Up, 43A120-3A03737 Stenciled 3 times on Front and on Hub Side. YOP Stamped twice by Pilot

Year	Engine	Dia	Hub	SPL	Pilot	Mount	Pilot Center To Bolt Center	Stall
2003	2.2L	11 1/8"	1.492	20	0.825	3 Step Rect Pads	4 5/8"	



SAAB/Volvo/Saturn/Suzuki/Daewoo/GM

AW80-40LS

88-15

Suzuki SX4, Lock-Up, 16V Stamped by Pilot, 40B060-06G12335 (Stenciled) on Front and on Hub Side



Year	Engine	Dia	Hub	SPL	Pilot	Mount	Pilot Center To Bolt Center	Stall
2007	2.0 L	10 1/4"	1.495	26	0.825	6 Rect. Pads	4 3/16"	

Subaru

M41/M41A - 3 Speed

SUB-1

No Photo Available

Non Lockup.

Year	Engine	Dia	Hub	SPL	Pilot	Mount	Pilot Center To Bolt Center	Stall
75-79		9 3/4"	Blank	18	0.632	4 Pads	4 1/4"	

SUB-2

No Photo Available

Non Lockup.

Year	Engine	Dia	Hub	SPL	Pilot	Mount	Pilot Center To Bolt Center	Stall
75-79		9 3/4"	Blank	18	0.632	4 Pads	4 1/4"	

SUB-3



Non Lockup.

Year	Engine	Dia	Hub	SPL	Pilot	Mount	Pilot Center To Bolt Center	Stall
80-On		10 1/4"	Blank	18	0.632	Threaded Ring	5 1/2"	

SUB-4



Lockup, no color codes. (For non lockup use SUB-4A). Subaru lockup is done with centrifical lockup shoes in torque converter. No modification to transmission is needed to use a non lockup torque converter.

Year	Engine	Dia	Hub	SPL	Pilot	Mount	Pilot Center To Bolt Center	Stall
81-On		10 1/4"	Blank	18	0.632	Threaded Ring	5 1/2"	

SUB-5



Lockup with 1 white dot on front. (For non lockup use SUB-5A). Subaru lockup is done with centrifical lockup shoes in torque converter. No modification to transmission is needed to use a non lockup torque converter.

Year	Engine	Dia	Hub	SPL	Pilot	Mount	Pilot Center To Bolt Center	Stall
81-On		10 1/4"	Blank	18	0.632	Threaded Ring	5 1/2"	

Subaru

M41/M41A - 3 Speed

SUB-6



Lockup with 1 blue dot on front and 1 green dot on pump. (For non lockup use SUB-6A). Subaru lockup is done with sentrifical lockup shoes in torque converter. No modification to transmission is needed to use a non lockup torque converter.

Year	Engine	Dia	Hub	SPL	Pilot	Mount	Pilot Center To Bolt Center	Stall
81-On		10 1/4"	Blank	18	0.632	Threaded Ring	5 1/2"	

SUB-7



Lockup with 2 blue dots and 1 green dot on pump. (For non lockup use SUB-9). Subaru lockup is done with centrifical lockup shoes in torque converter. No modification to transmission is needed to use a non lockup torque converter.

Year	Engine	Dia	Hub	SPL	Pilot	Mount	Pilot Center To Bolt Center	Stall
81-On		10 1/4"	Blank	18	0.632	Threaded Ring	5 1/2"	

SUB-8



Lockup with 1 or 2 green dots on front and 1 green dot on pump. (For non lockup use SUB-8A). Subaru lockup is done with centrifical lockup shoes in torque converter. No modification to transmission is needed to use a non lockup torque converter.

Year	Engine	Dia	Hub	SPL	Pilot	Mount	Pilot Center To Bolt Center	Stall
81-On		10 1/4"	Blank	18	0.632	Threaded Ring	5 1/2"	

SUB-9



Non Lockup with 2 yellow dots on front and 1 green dot on pump.

Year	Engine	Dia	Hub	SPL	Pilot	Mount	Pilot Center To Bolt Center	Stall
81-On		10 1/4"	Blank	18	0.632	Threaded Ring	5 1/2"	

SUB-10



Lockup with 2 orange and 1 pink dot on front and 1 orange dot on pump. (For non lockup use SUB-11). Subaru lockup is done with centrifical lockup shoes in torque converter. No modification to transmission is needed to use a non lockup torque converter.

Year	Engine	Dia	Hub	SPL	Pilot	Mount	Pilot Center To Bolt Center	Stall
81-On		10 1/4"	Blank	18	0.632	Threaded Ring	5 1/2"	

Subaru

M41/M41A - 3 Speed

SUB-11



Non lockup with 2 blue, 1 pink and 1 yellow dot on front and 1 orange dot on pump.

Year	Engine	Dia	Hub	SPL	Pilot	Mount	Pilot Center To Bolt Center	Stall
81-On		10 1/4"	Blank	18	0.632	Threaded Ring	5 1/2"	

4EAT/R4AXEL - 4 Speed

SUB-13



1 Yellow Paint Dot

Year	Engine	Dia	Hub	SPL	Pilot	Mount	Pilot Center To Bolt Center	Stall
87-On		10 9/16"	1.965	22	0.630	4 Rectangular Pads	5 11/16"	

SUB-14



1 White Paint Dot

Year	Engine	Dia	Hub	SPL	Pilot	Mount	Pilot Center To Bolt Center	Stall
90-On	2.2L	10 9/16"	1.965	22	0.630	4 Rectangular Pads	5 7/16"	

SUB-15



1 Black Paint Dot

Year	Engine	Dia	Hub	SPL	Pilot	Mount	Pilot Center To Bolt Center	Stall
89-On	1.8L	10 9/16"	1.965	22	0.630	4 Rectangular Pads	5 7/16"	

SUB-16



SVX (AWD) 1 Orange or Pink Paint Dot

Year	Engine	Dia	Hub	SPL	Pilot	Mount	Pilot Center To Bolt Center	Stall
92-On	3.3L Turbo	11 1/8"	1.965	22	0.630	4 Rectangular Pads	5 7/8"	

Subaru

4EAT/R4AXEL - 4 Speed

SUB-17



Legacy (AWD) 1 Yellow or Blue Paint Dot

Year	Engine	Dia	Hub	SPL	Pilot	Mount	Pilot Center To Bolt Center	Stall
92-On	Turbo	10 5/8"	1.965	22	0.630	4 Rectangular Pads	5 11/16"	

SUB-18



Outback 77 Stenciled, 55 Stamped

Year	Engine	Dia	Hub	SPL	Pilot	Mount	Pilot Center To Bolt Center	Stall
98-On	2.5L	11 1/4"	1.965	23	0.630	4 Rectangular Pads	5 7/8"	

SUB-19



Year	Engine	Dia	Hub	SPL	Pilot	Mount	Pilot Center To Bolt Center	Stall
		9 3/4"	1.965	23	0.630	4 Rectangular Pads	5 7/16"	

SUB-20



Forester Light Blue Paint Swatch

Year	Engine	Dia	Hub	SPL	Pilot	Mount	Pilot Center To Bolt Center	Stall
98-On	4 cyl Turbo	11 1/4"	1.965	22	0.630	4 Rectangular Pads	5 7/8"	

SUB-21



Legacy 1 Orange Paint Swatch

Year	Engine	Dia	Hub	SPL	Pilot	Mount	Pilot Center To Bolt Center	Stall
90-On		10 1/2"	1.965	22	0.630	4 Rectangular Pads	5 7/16"	



Subaru

4EAT/R4AXEL - 4 Speed

SUB-22



Legacy (AWD) 79 Stenciled

Year	Engine	Dia	Hub	SPL	Pilot	Mount	Pilot Center To Bolt Center	Stall
1998	2.5L DOHC	11 1/4"	1.965	23	0.630	4 Rectangular Pads	5 7/8"	

SUB-23



Outback. Codes - 90, 91, 901, 911, 970 All Stenciled in Black, 56 Stamped

Year	Engine	Dia	Hub	SPL	Pilot	Mount	Pilot Center To Bolt Center	Stall
99-On	2.5L	11 1/4"	1.965	23	0.630	4 Hole Ring	5 7/8"	

SUB-24

No Photo Available

Legacy 06228 Stamped

Year	Engine	Dia	Hub	SPL	Pilot	Mount	Pilot Center To Bolt Center	Stall
1995		10 1/2"	1.965	22	0.630	4 Rectangular Pads	5 7/16"	

4EAT

SUB-25

No Photo Available

Lock-Up, 95 in a Square Box Stencil, Vehicle is the Impreza

Year	Engine	Dia	Hub	SPL	Pilot	Mount	Pilot Center To Bolt Center	Stall
1999		10 1/8"	1.900-1.965	23	0.630	4 Hole Ring	5 1/2"	

SUB-26

No Photo Available

74 Stenciled on Front, 74 Stenciled on Hub Side, 115 Tooth Ringgear

Year	Engine	Dia	Hub	SPL	Pilot	Mount	Pilot Center To Bolt Center	Stall
1997	2.2L	10 1/8"	1.910-1.965	23	0.630	4 Rectangular Pads	5 3/8"	



Saturn/Toyota/GM

AF33-5/U440E/AW80-41LE

88-9



Saturn VUE, Lock-up, Marks on front - Green Paint Dot at each pad, 2 stamped by pilot, 61A100 03G07 Stencil, 61A100 D3G09 Stencil, Same stencil on Hub Side and 603 Stamped. Groove machined around base of Hub in Flange

Year	Engine	Dia	Hub	SPL	Pilot	Mount	Pilot Center To Bolt Center	Stall
2001		9 1/8"	1.498	16	0.825	3 Pads	4 3/8"	

Saturn

CVT

39-1



Saturn Vue, Lock-Up, LUK Stamped in Front and Cast in Pads. Decal Code 2422 7601 - Half Solid Purple 2422 1093 - Half Solid Yellow 09403 22 01 G00498406 - Electric Stenciled. Hub Side has same Decal as Front Stamped between Ribs closest to Body Weld.

Year	Engine	Dia	Hub	SPL	Pilot	Mount	Pilot Center To Bolt Center	Stall
2003-On		9 3/4"	Flats	19	0.825	3 Pads	4 5/8"	

TAAT

TA-1



Year	Engine	Dia	Hub	SPL	Pilot	Mount	Pilot Center To Bolt Center	Stall
91-On		10"	1.581 stepped to 1.651	19	0.905	4 Pads with Clips 10mm x 1.5	4 5/16"	

Toyota

A10, A20, A30

TOY-2



Toyota A10 - 2 Speed

Year	Engine	Dia	Hub	SPL	Pilot	Mount	Pilot Center To Bolt Center	Stall
65-70		10"	Blank with bushing	19	1.260	Threaded Ring	4 1/2"	

TOY-3



Toyota A20 - 2 Speed. With dowel pin in mounting ring.

Year	Engine	Dia	Hub	SPL	Pilot	Mount	Pilot Center To Bolt Center	Stall
67-73		10"	2 Ears	23	1.260	Threaded Ring	4 1/2"	

TOY-4

No Photo Available

Toyota A30 - 3 Speed

Year	Engine	Dia	Hub	SPL	Pilot	Mount	Pilot Center To Bolt Center	Stall
68-75		8 7/8"	2 Ears	18	1.100	Threaded Ring	3 3/4"	

TOY-5



Toyota A30 - 3 Speed. With dowel pin in mounting ring.

Year	Engine	Dia	Hub	SPL	Pilot	Mount	Pilot Center To Bolt Center	Stall
67-73		10"	2 Ears	23	1.257	Threaded Ring	4 1/2"	

TOY-6

No Photo Available

Toyota A30 - 3 Speed. Without dowel pin in mounting ring.

Year	Engine	Dia	Hub	SPL	Pilot	Mount	Pilot Center To Bolt Center	Stall
73-76		10 3/8"	2 Ears	23	1.260	Threaded Ring	4 1/2"	



Toyota

A10, A20, A30

TOY-6A

No Photo Available

Toyota A30 - 3 Speed. Without dowel pin in mounting ring.

Year	Engine	Dia	Hub	SPL	Pilot	Mount	Pilot Center To Bolt Center	Stall
73-76		10 3/8"	2 Ears	23	1.100	Threaded Ring	4 1/2"	

A40, 41, 43 Non-Lock-Up

TOY-7



Year	Engine	Dia	Hub	SPL	Pilot	Mount	Pilot Center To Bolt Center	Stall
73-80		10 3/8"	Slots	26	1.260	Threaded Ring	4 1/2"	

TOY-8



Year	Engine	Dia	Hub	SPL	Pilot	Mount	Pilot Center To Bolt Center	Stall
73-80		10 3/8"	Slots	26	1.100	Threaded Ring	4 1/2"	

TOY-9



Year	Engine	Dia	Hub	SPL	Pilot	Mount	Pilot Center To Bolt Center	Stall
76-84		10 3/4"	Slots	26	1.260	6 Square Nuts	4 1/2"	

TOY-10

No Photo Available

Year	Engine	Dia	Hub	SPL	Pilot	Mount	Pilot Center To Bolt Center	Stall
76-84		10 3/8"	Slots	26	1.100	6 Square Nuts	4 1/2"	

Toyota

A40, 41, 43 Non-Lock-Up

TOY-22



NOTE: 1 3/4 Long Hub

Year	Engine	Dia	Hub	SPL	Pilot	Mount	Pilot Center To Bolt Center	Stall
80-84		9 3/4"	Slots	26	1.100	6 Square Nuts	3 7/8"	

A130, 131, 132, 240, 241, 243

130-2



Corolla A245E

Year	Engine	Dia	Hub	SPL	Pilot	Mount	Pilot Center To Bolt Center	Stall
1983-on		9 3/4"	1.50	26	1.100	6 Rectangular Nuts	4"	

130-3



A130, A131, A240 Toyota Corolla. 20 % vane angles (High Stall). NOTE: 1 9/16 long Hub

Year	Engine	Dia	Hub	SPL	Pilot	Mount	Pilot Center To Bolt Center	Stall
83-On	All	9 3/4"	Slots	26	1.100	6 Square Nuts	4"	High Stall

130-4



A130, A131, A240 Toyota. Code: R stamped on front cover.

Year	Engine	Dia	Hub	SPL	Pilot	Mount	Pilot Center To Bolt Center	Stall
83-On	All	9 7/8"	Slots	26	1.100	6 Square Nuts	4"	

130-5



A130, A131, A240 Toyota. NOTE: Threaded mounting ring.

Year	Engine	Dia	Hub	SPL	Pilot	Mount	Pilot Center To Bolt Center	Stall
83-On	All	9 7/8"	Slots	26	1.260	Threaded Ring	4"	



Toyota/Jeep/Lexus/Volvo

A340, A341, A343, AW4

3040-1



Toyota Cressida, Supra, 4 Runner. Code: Blue and Black dot.

Year	Engine	Dia	Hub	SPL	Pilot	Mount	Pilot Center To Bolt Center	Stall
85-On	6 cyl	11 1/4"	1.498	26	1.260 Cup Shaped	6 Square Nuts .1/2" Tall	4 1/2"	

3040-2



Toyota Pickup, Izuzu. Code: Blue Dot, Pink Circle

Year	Engine	Dia	Hub	SPL	Pilot	Mount	Pilot Center To Bolt Center	Stall
85-On	4 cyl	11 1/4"	1.498	26	.825 - 1.260	6 Square Nuts 3/8" Tall	4 1/2"	

3040-3



Jeep - Low Stall, vanes angle left. Code: green circle, pink dot.

Year	Engine	Dia	Hub	SPL	Pilot	Mount	Pilot Center To Bolt Center	Stall
85-On	6 cyl	11 1/4"	1.498	26	.825 - 1.810	4 Square Nuts	4 5/8"	Low Stall

3040-4



Izuzu Trooper, Code: Black Dot

Year	Engine	Dia	Hub	SPL	Pilot	Mount	Pilot Center To Bolt Center	Stall
85-On	4 cyl	11 1/4"	1.498	26	1.100	6 Square Nuts 1/2" Tall	4 5/8"	High Stall

3040-5



Toyota - Low stall, vanes angle left. Code: blue circle, red dot.

Year	Engine	Dia	Hub	SPL	Pilot	Mount	Pilot Center To Bolt Center	Stall
85-On	4 cyl	11 3/8"	1.498	26	.825 - 1.260	6 Square Nuts	5 3/8"	Low Stall



Toyota/Jeep/Lexus/Volvo

A340, A341, A343, AW4

3040-6



Toyota - High stall, vanes angle right. Code: pink circle, blue dot or Green circle, black dot.

Year	Engine	Dia	Hub	SPL	Pilot	Mount	Pilot Center To Bolt Center	Stall
85-On	6 cyl	11 3/8"	1.498	26	.825 - 1.260	6 Square Nuts	4 5/8"	High Stall

3040-7



Toyota Supra, 4x4 Pickup. Code: green and white dot or green and blue dot

Year	Engine	Dia	Hub	SPL	Pilot	Mount	Pilot Center To Bolt Center	Stall
85-On		11 3/8"	1.498	26	.825 - 1.260	6 Square Nuts	4 1/2"	

3040-8



Toyota 4x4

Year	Engine	Dia	Hub	SPL	Pilot	Mount	Pilot Center To Bolt Center	Stall
96-On		11 3/8"	1.498	26	.825 - 1.260	6 Square Nuts	4 5/8"	

3040-9



Toyota Cressida: Green Circle with Yellow Dot or Green Circle with White Dot

Year	Engine	Dia	Hub	SPL	Pilot	Mount	Pilot Center To Bolt Center	Stall
87-92		11 3/8"	1.498	26	.825 - 1.260	6 Pads 9mm Threads	4 9/16"	

3040-10



Lexus. Code: 001X, 0L, 9L

Year	Engine	Dia	Hub	SPL	Pilot	Mount	Pilot Center To Bolt Center	Stall
89-On	All	11 1/2"	1.498	20	.825 - 1.260	6 Pads 9mm Threads	4 11/16"	



Toyota/Jeep/Lexus/Volvo

A340, A341, A343, AW4

3040-11

No Photo Available

960 Volvo A341E. NOTE: green dot in pink circle.

Year	Engine	Dia	Hub	SPL	Pilot	Mount	Pilot Center To Bolt Center	Stall
92-On		11 3/8"	Slots	20	0.823	6 Square Pads	4 3/4"	

3040-12



Toyota 4 Runner Code: White Circle / Green Circle Pink Dot

Year	Engine	Dia	Hub	SPL	Pilot	Mount	Pilot Center To Bolt Center	Stall
98-On	3.4L V6	11 3/8"	1.498	20	0.825 - 1.260	6 Square Pads	4 9/16"	

3040-13



Lexus

Year	Engine	Dia	Hub	SPL	Pilot	Mount	Pilot Center To Bolt Center	Stall
1997	4.5L	11 13/16"	1.498	20	0.825 - 1.260	6 Rectangular Pads	5 3/8"	



Toyota

A340LE/340F

3040-14



Toyota Tundra, Black 5007 and Green 010 Stencil marks

Year	Engine	Dia	Hub	SPL	Pilot	Mount	Pilot Center To Bolt Center	Stall
2000	2.7L V8	11 3/4"	1.498	20	0.825 - 1.260	6 Square Pads	4 3/4"	

3040-15

No Photo Available

Toyota T100 Pickup SR5, Cream/White circle with Pink Dot, 1S Stencil, SA.2N Stencil, Lockup

Year	Engine	Dia	Hub	SPL	Pilot	Mount	Pilot Center To Bolt Center	Stall
1995	3.4L V6	11 3/8"	Slots	20	0.825-1.260	6 Square Pads	4 9/16"	

Toyota/Lexus

A650E

3040-17

No Photo Available

Lockup, Stencil A080 A - 4006653, Paint - Black Paint around Pilot, 5A1 Stamped by Pilot, On Hub Side - A080 A -4006653 Stencil, Cream Paint

Year	Engine	Dia	Hub	SPL	Pilot	Mount	Pilot Center To Bolt Center	Stall
2004	4.3L	11 7/8"	Flanged	20	0.825 - 1.260	6 Square Pads	4 3/4"	

650-1



Lexus IS300, A121 0E09F Stenciled on front

Year	Engine	Dia	Hub	SPL	Pilot	Mount	Pilot Center To Bolt Center	Stall
2001	3.0L	11 3/8"	1.498	20	1.260	6 Square Pads	4 9/16"	

U140//U150/U240 4 Speed FWD

14-2



Circle with the letter L stamped on the front

Year	Engine	Dia	Hub	SPL	Pilot	Mount	Pilot Center To Bolt Center	Stall
98-On		11 1/8"	1.498	26		6 Rectangular Pads	4 3/4"	

14-3



Toyota Highlander, Toyota Sienna Van, AWD, Codes 01, 02, 04 Stenciled

Year	Engine	Dia	Hub	SPL	Pilot	Mount	Pilot Center To Bolt Center	Stall
2001 AWD	3.0L 6 cyl	11 1/8"	1.498	26		6 Square Pads	4 13/16"	

14-4



Toyota RAV4. Lock-up, 14 Stenciled on Front and Hub side, 16U stamped twice, 01 1114 2244 Stamped

Year	Engine	Dia	Hub	SPL	Pilot	Mount	Pilot Center To Bolt Center	Stall
2002	2.0L	10 1/4"	1.498	26	1.260	6 Rectangular Pads	4 1/2"	



Toyota/Lexus

U140//U150/U240 4 Speed FWD

14-5



Green Paint on end of Pilot

Year	Engine	Dia	Hub	SPL	Pilot	Mount	Pilot Center To Bolt Center	Stall
		10 1/4"	1.498	26	1.260	6 Square Pads	4 1/2"	

U140/U240/U241E 4 Speed FWD

14-6



Toyota Camry, 16 Bar Code, A in a circle 04 03 18 0825 Stenciled, White Paint Dot at Each Pad

Year	Engine	Dia	Hub	SPL	Pilot	Mount	Pilot Center To Bolt Center	Stall
2004	4 Cyl	10 1/4"	1.498	26	1.260	6 Pads	4 1/2"	

U140/U240 4 Speed FWD

14-8

No Photo Available

Lock-Up, Toyota Celica, Blue Paint Circle and 13 Stenciled on Front and Hub Side

Year	Engine	Dia	Hub	SPL	Pilot	Mount	Pilot Center To Bolt Center	Stall
2000-05	1.8L	10 3/8"	1.497	26	0.823 - 1.100	6 Rectangular Pads	3 15/16"	



Toyota

A440F, A442F LANDCRUISER

TOY-25

No Photo Available

NOTE: 1.375 pilot

Year	Engine	Dia	Hub	SPL	Pilot	Mount	Pilot Center To Bolt Center	Stall
86-On	All	11 1/2"	1.654 Slotted	20	1.375	6 Pads	5 3/8"	

TOY-27



NOTE: 1.654 pilot.

Year	Engine	Dia	Hub	SPL	Pilot	Mount	Pilot Center To Bolt Center	Stall
86-On	All	11 1/2"	1.654 Slotted	20	1.654	8mm Pads	5 5/16"	

TOY-28



NOTE: 1.257 pilot.

Year	Engine	Dia	Hub	SPL	Pilot	Mount	Pilot Center To Bolt Center	Stall
86-On	All	11 3/4"	1.654 Slotted	20	1.257	6 Pads	5 3/8"	

TOY-29



NOTE: Pilot 1.260. Code: H5

Year	Engine	Dia	Hub	SPL	Pilot	Mount	Pilot Center To Bolt Center	Stall
86-On	Diesel	11 3/4"	1.653	20	1.26	6 Rectangular Pads	5 3/8"	

TOY-35



Lockup, 1 Yellow Paint Splotch on Front Hub Side

Year	Engine	Dia	Hub	SPL	Pilot	Mount	Pilot Center To Bolt Center	Stall
1991	Diesel	12 3/8"	1.653	20	1.260	6 Rectangular Lugs	5 3/8"	



Toyota

A40D, A42D, DL, A43D,A44D, DE, DL, A44DL, A45DF, DL, A46DE, DF - 4 Speed RWD

TOY-11



With S stamped on impeller. A40D, A42D, A43D

Year	Engine	Dia	Hub	SPL	Pilot	Mount	Pilot Center To Bolt Center	Stall
76-On		10 3/8"	Slots	26	1.26	6 Square Nuts	4 1/2"	Normal Stall

TOY-11A



With M stamped on impeller. A40D, A42D, A43D

Year	Engine	Dia	Hub	SPL	Pilot	Mount	Pilot Center To Bolt Center	Stall
76-On		10 3/8"	Slots	26	1.26	6 Square Nuts	4 1/2"	High Stall

TOY-11B

No Photo Available

NOTE: Pilot size 1.100. A40D Toyota

Year	Engine	Dia	Hub	SPL	Pilot	Mount	Pilot Center To Bolt Center	Stall
76-On		10 3/8"	Slots	26	1.1	6 Square Nuts	4 1/2"	

TOY-13



Lockup. Code: Red dot on impeller

Year	Engine	Dia	Hub	SPL	Pilot	Mount	Pilot Center To Bolt Center	Stall
83-On	All	11 1/4"	1.498	26	1.1	6 Square Nuts	4 1/2"	High Stall

TOY-14



Lockup. NOTE: A43DE Supra. Code: Green dot on impeller.

Year	Engine	Dia	Hub	SPL	Pilot	Mount	Pilot Center To Bolt Center	Stall
83-85	All	11 1/4"	1.498	26	1.26	6 Square Nuts	4 1/2"	High Stall



Toyota

A40D, A42D, DL, A43D,A44D, DE, DL, A44DL, A45DF, DL, A46DE, DF - 4 Speed RWD

TOY-15



Lockup. NOTE: A43DE, A43DL, A44DL, A45DL. Code: Dark blue/black dot on impeller.

Year	Engine	Dia	Hub	SPL	Pilot	Mount	Pilot Center To Bolt Center	Stall
83-On	All	11 1/4"	1.498	26	1.26	6 Square Nuts	4 1/2"	Low Stall

TOY-16



Toyota Previa. Code: O19N

Year	Engine	Dia	Hub	SPL	Pilot	Mount	Pilot Center To Bolt Center	Stall
89-On	All	10 1/4"	1.498	20	1.26	6 Square Nuts	4 5/8"	

TOY-17



Suzuki, Geo Code: Black dot with red circle.

Year	Engine	Dia	Hub	SPL	Pilot	Mount	Pilot Center To Bolt Center	Stall
94-On	All	9 1/2"	Slots	26	.650 - .825	3 Rectangular Pads	4 3/16"	

TOY-18



GEO Tracker, Yellow Circle, Yellow Dot. Same as the TOY-17 except for pilot size and length.

Year	Engine	Dia	Hub	SPL	Pilot	Mount	Pilot Center To Bolt Center	Stall
1998	1.6L	9 7/8"	1.498	26	.625-.645	3 Rectangular Pads	4 3/16"	

TOY-19



Toyota Van 4x4 - Imported from Japan, Right Hand Drive Looks same as TOY-14 except for 9mm threads & Pilot to Bolt Center, Blue Circle and Blue Dot on Hub Side

Year	Engine	Dia	Hub	SPL	Pilot	Mount	Pilot Center To Bolt Center	Stall
	Diesel	11 5/16"	1.498	26	1.260	6 Pads	4 9/16"	



Toyota

A40D, A42D, DL, A43D,A44D, DE, DL, A44DL, A45DF, DL, A46DE, DF - 4 Speed RWD

TOY-21



NOTE: 1 3/4 Long Hub. A42DL Toyota Corolla.

Year	Engine	Dia	Hub	SPL	Pilot	Mount	Pilot Center To Bolt Center	Stall
86-On	All	9 1/2"	Slots	26	1.100	6 Square Nuts	3 7/8"	

TOY-23



Suzuki Sidekick A44DE

Year	Engine	Dia	Hub	SPL	Pilot	Mount	Pilot Center To Bolt Center	Stall
Unknown		9 7/8"	Slots	26	.645 - .825	6 Rectangular Pads	4 3/16"	

TOY-24

No Photo Available

Dodge Raider, Dakota Ram A44D. Lockup

Year	Engine	Dia	Hub	SPL	Pilot	Mount	Pilot Center To Bolt Center	Stall
87-On	All	10"	1.498	26	0.75	6 Hole Mounting Ring	4 1/4"	

TOY-26

No Photo Available

Dodge Raider A43. Non Lockup

Year	Engine	Dia	Hub	SPL	Pilot	Mount	Pilot Center To Bolt Center	Stall
87-On	All	11 1/4"	1.498	26	0.75	6 Square Nuts	4 1/4"	

TOY-31



Geo Tracker A44DE

Year	Engine	Dia	Hub	SPL	Pilot	Mount	Pilot Center To Bolt Center	Stall
96-On		10 5/16"	Slots	20	0.825	6 Pads	4 3/16"	

Toyota

A40D, A42D, DL, A43D, A44D, DE, DL, A44DL, A45DF, DL, A46DE, DF - 4 Speed RWD

TOY-33



Lock-Up, Suzuki XL7, 40A610 C1K02 Stenciled (3 times) YJ20N Stenciled

Year	Engine	Dia	Hub	SPL	Pilot	Mount	Pilot Center To Bolt Center	Stall
2002	2.7L	10 1/4"	1.770	20	.825	4 Rectangular Pads	4 1/2"	

TOY-34

No Photo Available

Lockup, Geo Tracker. 40A710 D1G13 Stencil White Paint Dot at Pilot, Green Dot Each Pad, Same Stencil as front 2R Stamped

Year	Engine	Dia	Hub	SPL	Pilot	Mount	Pilot Center To Bolt Center	Stall
2003	2.0L	10 5/16"	Flanged	20	0.825	6 Rectangular Pads	4 3/16"	

TOY-54

No Photo Available

Geo Tracker A44DE

Year	Engine	Dia	Hub	SPL	Pilot	Mount	Pilot Center To Bolt Center	Stall
96-On		9 7/8"	Slots	26	0.825	3 Rectangular Pads	4 3/16"	

TOY-57


No Photo Available

Non Lock-Up, Pink Circle, 7K stamped on Pilot, 2 Dimples Milled into front either side of pilot, 7P White Stencil, Mustard Yellowish Circle W/ Pinkish Dot

Year	Engine	Dia	Hub	SPL	Pilot	Mount	Pilot Center To Bolt Center	Stall
1988	2.4L	11 3/8"	Slots	26	1.260	6 Square Pads	4 9/16"	

AW450-43LE

TOY-58



Mitizubishi Fuso

Year	Engine	Dia	Hub	SPL	Pilot	Mount	Pilot Center To Bolt Center	Stall
2001	4 Cyl	12 7/16"	1.653	20	0.785	4 "T" Shaped Pads	4 13/16"	

Toyota

A750E

TOY-60

No Photo Available

Lock-Up, Tacoma

Year	Engine	Dia	Hub	SPL	Pilot	Mount	Pilot Center To Bolt Center	Stall
2005	V6	11 13/16"	1.498	20	1.260	6 Stepped Square Pads	5 1/4"	

A750E/F

TOY-61



Toyota Tundra, Blue Paint Splotch by Pilot on Front Cover

Year	Engine	Dia	Hub	SPL	Pilot	Mount	Pilot Center To Bolt Center	Stall
2007	4.7L	11 3/4"	1.497	20	1.257	6 Rectangular Lugs	4 3/4"	

A750E

3040-20



Toyota 4 Runner, Marks on Front - 53A010-02M05081 (Stenciled) and 5A1 Stamped by Pilot, Marks on Hub Side 53A010-02M05081 (Stenciled) and 310 Stenciled in Green

Year	Engine	Dia	Hub	SPL	Pilot	Mount	Pilot Center To Bolt Center	Stall
2003	4.7L	11 7/8"	1.498	20	1.260	6 Square Pads	4 11/16"	

A140, 141, 142 A540H, A540E, A541E

130-1



A140 Toyota Camry with 8mm Threads

Year	Engine	Dia	Hub	SPL	Pilot	Mount	Pilot Center To Bolt Center	Stall
83-On	All 4 cyl	11"	Slots	26	1.26	6 Square 8mm Nuts	4 1/2"	

130-6



A140/A540 Toyota Camry with 9mm threads

Year	Engine	Dia	Hub	SPL	Pilot	Mount	Pilot Center To Bolt Center	Stall
87-On	2.5L & 3.0L	11"	1.498	26	1.26	6 Square 9mm Nuts	4 1/2"	

Toyota

A140, 141, 142 A540H, A540E, A541E

130-7

No Photo Available

Code: L stamped on pilot side.

Year	Engine	Dia	Hub	SPL	Pilot	Mount	Pilot Center To Bolt Center	Stall
94-On	V6	11 1/2"	1.498	26	1.26	6 Square Nuts	4 3/4"	

130-8



A541E Toyota Camry, pumpside smaller than front cover. NOTE: circled L stamped on pilot side.

Year	Engine	Dia	Hub	SPL	Pilot	Mount	Pilot Center To Bolt Center	Stall
94-On	6 cyl	11 1/8"	1.498	26	.670 - 1.260	6 Rectangular Pads	4 13/16"	

140-1



Camry/Lexus with 9mm threads. Code: pink dot on pilot, may have stencil 11 on cover.

Year	Engine	Dia	Hub	SPL	Pilot	Mount	Pilot Center To Bolt Center	Stall
89-On	2.5L	10 1/4"	1.498	26	1.26	6 Square 9mm Nuts	4.435	

140-2



Same 140-1 with 8mm threads. Code: blue dot by pilot.

Year	Engine	Dia	Hub	SPL	Pilot	Mount	Pilot Center To Bolt Center	Stall
89-On	3.0L	10 1/4"	1.498	26	1.26	6 Square 8mm Nuts	4.435	

140-3



Lock-Up, Toyota Camry AWD, This Converter replaces TOY-56, 0185 Stencil, 16Y Stamped by Pilot(2), Green circle of paint by pads, Hub Side marks - 018S Stencil, 016Y Stencil

Year	Engine	Dia	Hub	SPL	Pilot	Mount	Pilot Center To Bolt Center	Stall
90-On	2.0L 4 cyl	10 1/4"	1.498	26	.825 - 1.260	6 Square Pads	4 1/2"	

Toyota

A140, 141, 142 A540H, A540E, A541E

140-4



Toyota Rav 4 - Lock-Up, White circle of paint around pilot and Dot of white at end of each pad

Year	Engine	Dia	Hub	SPL	Pilot	Mount	Pilot Center To Bolt Center	Stall
1996	4 cyl	10 1/4"	1.498	26	0.670-1.26 60	Square Pads	4 1/2"	

A55, A55F - 3 Speed Tercel FWD

TOY-12



Tercel 2WD. Hub 2.180 Long.

Year	Engine	Dia	Hub	SPL	Pilot	Mount	Pilot Center To Bolt Center	Stall
79-On		8 7/8"	Slots	15	1.1	Threaded Ring	3 7/8"	

TOY-12A



Tercel 4WD. Hub 1.820 Long.

Year	Engine	Dia	Hub	SPL	Pilot	Mount	Pilot Center To Bolt Center	Stall
79-On		8 7/8"	Slots	15	1.1	Threaded Ring	3 7/8"	

U340E, U341E/F

15-1



Lockup, Toyota Echo, Special Marks on Front - Blue Circle Red Dot, Pink Circle Yellow Dot, Blue Circle Pink Dot, Yellow Circle, Red Dot

Year	Engine	Dia	Hub	SPL	Pilot	Mount	Pilot Center To Bolt Center	Stall
2000	1.5L	9 7/8"	Flanged	26	1.100	6 Square Pads	3 15/16"	

15-2



Lock-Up, Toyota Celica, Decal on Front - 12 R001010 #0448, Blue Paint Circle, White Paint Circle

Year	Engine	Dia	Hub	SPL	Pilot	Mount	Pilot Center To Bolt Center	Stall
2001	1.8L	10 1/4"	Flanged	26	1.498	6 Square Pads	3 7/8"	



Toyota

U250E

14-7



Lock-Up, Toyota Camry, Stenciled On Front Side - 15 bar code, R 04 06 30 V007 - 6 White Paint Dots

Year	Engine	Dia	Hub	SPL	Pilot	Mount	Pilot Center To Bolt Center	Stall
2005	4 cyl	10 1/4"	Flanged	26	1.498	6 Square Pads	4 1/2"	

16-1



Lock-Up, Toyota Camry, 40A980 Stenciled on Front, 16U Stamped twice by pilot

Year	Engine	Dia	Hub	SPL	Pilot	Mount	Pilot Center To Bolt Center	Stall
2007	2.4L	10 1/4"	Flanged	26	1.498	6 Square Pads	4 1/2"	



Volkswagen/Audi

VW003/010/087/089/090

VKS-1



With cooling shroud and ring-gear.

Year	Engine	Dia	Hub	SPL	Pilot	Mount	Pilot Center To Bolt Center	Stall
69-80		10 1/4"	Blank with Bushing	24	0.83	4 Tabs with Bolts	5 1/4"	

VKS-2



With 24 ripple cooling shroud and ring-gear. NOTE: Fits VW Vanagon

Year	Engine	Dia	Hub	SPL	Pilot	Mount	Pilot Center To Bolt Center	Stall
69-84		10 1/4"	Blank with Bushing	26	0.83	3 Lugs	4 7/8"	

VKS-3

No Photo Available

With 8 ripple cooling shroud and ring-gear.

Year	Engine	Dia	Hub	SPL	Pilot	Mount	Pilot Center To Bolt Center	Stall
69-80		10 1/4"	Blank with Bushing	26	0.83	3 Lugs	4 7/8"	

VKS-4

No Photo Available

With cooling shroud and ring-gear.

Year	Engine	Dia	Hub	SPL	Pilot	Mount	Pilot Center To Bolt Center	Stall
69-76		10 1/4"	Blank with Bushing	24	0.925	4 Tabs with Bolts	5 1/4"	

VKS-5



With cooling shroud 1 3/4 wide

Year	Engine	Dia	Hub	SPL	Pilot	Mount	Pilot Center To Bolt Center	Stall
69-On		10 1/4"	Blank with Bushing	26	0.83	3 Lugs	4 7/8"	



Volkswagen/Audi

VW003/010/087/089/090

VKS-6



With cooling shroud 1 3/4 wide

Year	Engine	Dia	Hub	SPL	Pilot	Mount	Pilot Center To Bolt Center	Stall
76-On		10 1/4"	Blank with Bushing	26	0.83	4 Lugs	4 7/8"	

VKS-7



Note: Same as VKS-5 except the Cooling Shroud is only 1.125" wide

Year	Engine	Dia	Hub	SPL	Pilot	Mount	Pilot Center To Bolt Center	Stall
69-On		10 1/4"	Blank with Bushing	26	0.83	3 Lugs	4 7/8"	

VW/AUDI 09G/095/096/097/098/01M/N/P

VKS-8



NOTE: Codes QACA, QCCR Has 125 tooth ring-gear. Has 3 sets of splines.

Year	Engine	Dia	Hub	SPL	Pilot	Mount	Pilot Center To Bolt Center	Stall
90-On		10 1/2"	2.006	36	.628 - .825	3 Studs	4 5/8"	

VKS-8B



Year	Engine	Dia	Hub	SPL	Pilot	Mount	Pilot Center To Bolt Center	Stall
		10 1/2"		36		3 Studs	4 5/8"	

VKS-9



NOTE: Has 125 tooth ring-gear. Has 2 sets of splines. Codes; QADB, QBDC, QCDV, QCDC, QCDR, QADC, QBDB, QCDD

Year	Engine	Dia	Hub	SPL	Pilot	Mount	Pilot Center To Bolt Center	Stall
93-On		10 1/2"	2.006	36	.628 - .825	3 Studs	4 5/8"	



Volkswagen/Audi

VW/AUDI 09G/095/096/097/098/01M/N/P

VKS-9B



Codes; QADD, QCDD, QDDJ, QBDD

Year	Engine	Dia	Hub	SPL	Pilot	Mount	Pilot Center To Bolt Center	Stall
		10 1/2"		36		3 Studs	4 5/8"	

VKS-10



NOTE: Has no ring-gear. Audi.

Year	Engine	Dia	Hub	SPL	Pilot	Mount	Pilot Center To Bolt Center	Stall
91-95		10 1/2"	2.006	36	.628 - .825	3 Studs	4 5/8"	

VKS-12




Lock-Up, VW Beetle. VW AG 2344-02 096 G23 571 091 03013 Stenciled on Front, 46A040 051 03873 Stenciled on Hub Side

Year	Engine	Dia	Hub	SPL	Pilot	Mount	Pilot Center To Bolt Center	Stall
2004-07	2.0L Gas	10 3/8"	1.721	20	0.823	6 Studs	4 11/16"	

AWTR 60SN

VKS-13



Volkswagen Toureg - VW in a circle marked on front, Pink Circle 05 Stenciled on Hub Side

Year	Engine	Dia	Hub	SPL	Pilot	Mount	Pilot Center To Bolt Center	Stall
2004	Gas 4x4	11 13/16"	1.745	24	.627	3 Rectangular - 2 holes each	5"	

TR 60 SN

VKS-14



Lock-Up, VW Touareg, IP 57344-01 090 323 571M 04G 01643 Stenciled on Front, Y51 Stamped twice by pilot, 436 43A280-04G01643 Stenciled 3 times on Hub Side

Year	Engine	Dia	Hub	SPL	Pilot	Mount	Pilot Center To Bolt Center	Stall
2004-On	V6	11 1/8"	1.747-1.772	20	.825	3 Rectangular Pads	4 5/8"	



Volkswagen/Audi/Jaguar/Jetta/Landrover

09A/JF506E

93-2



114 Tooth Ring Gear, JC.JP = |23 036 Stamped, GEG Stamped on Side

Year	Engine	Dia	Hub	SPL	Pilot	Mount	Pilot Center To Bolt Center	Stall
2002	1.9 Turbo Diesel	10 3/4"	Flats	20	0.825	3 Rect Pads w/c raised round Centers	4 5/8"	

93-3

No Photo Available

Lockup, 2004.06.19.N, JC7.JP.#23, 074, Front has 114 Tooth Ring Gear

Year	Engine	Dia	Hub	SPL	Pilot	Mount	Pilot Center To Bolt Center	Stall
2005	1.9L Turbo Diesel	10 3/4"	Milled Flat	20	0.823	3 Rectangular Pads with Studs	4 5/8"	

93-4



Lockup, VW Jetta, Yellow Paint Swatch 74 JC7 J8 Stamped, 114 Tooth Ring Gear Welded to Front

Year	Engine	Dia	Hub	SPL	Pilot	Mount	Pilot Center To Bolt Center	Stall
2002-Up	1.8L	10 1/8"	1.634	20	0.825	3 Studs	4 5/8"	

93-5



Land Rover Freelander, 2001.07.19.N, I7 014 Stamped on Front

Year	Engine	Dia	Hub	SPL	Pilot	Mount	Pilot Center To Bolt Center	Stall
2002	2.5L	10 3/4"	1.630	20	0.785	4 Round Welded	4 11/16"	

93-6



Jaguar X-Type, Lock-Up, 2001.07.24.N L4 020 Stamped on Front.

Year	Engine	Dia	Hub	SPL	Pilot	Mount	Pilot Center To Bolt Center	Stall
2002-On	2.5L	10 3/4"	1.630	20	1.375	4 Round Nuts	4 3/4"	



Volkswagen/Audi/Jaguar/Jetta/Landrover

09A/JF506E

93-7

No Photo Available

Lockup, 2001.10.22.N JC7.JP.#19 1.19 Marks on Front, 114 Tooth Ring Gear Welded to Front .425 Wide

Year	Engine	Dia	Hub	SPL	Pilot	Mount	Pilot Center To Bolt Center	Stall
2002	2.8 VR6	10 3/4"	1.630	20	0.823	3 Studs	4 5/8"	

93-8



Jaguar X Type, Lock-up, T3 2001-11-16 N 153 on Front Cover

Year	Engine	Dia	Hub	SPL	Pilot	Mount	Pilot Center To Bolt Center	Stall
2002	3.0L	10 3/4"	1.630-1.652	20	1.375	4 Round Pads	4 3/4"	



Volvo

BW35/37

V-1

No Photo Available

With cooling fins.

Year	Engine	Dia	Hub	SPL	Pilot	Mount	Pilot Center To Bolt Center	Stall
63-70	4 cyl	10"	2 Ears	22	0.75	Threaded Ring	4 1/4"	

V-2

No Photo Available

With cooling shroud.

Year	Engine	Dia	Hub	SPL	Pilot	Mount	Pilot Center To Bolt Center	Stall
63-70	6 cyl	11 7/8"	2 Ears	22	0.75	4 Round Nuts	4 7/8"	

V-3

No Photo Available

With Cooling shroud.

Year	Engine	Dia	Hub	SPL	Pilot	Mount	Pilot Center To Bolt Center	Stall
67-75	6 cyl	11 7/8"	2 Ears	23	0.75	4 Round Nuts	4 7/8"	

V-4

No Photo Available

Without Cooling Shroud.

Year	Engine	Dia	Hub	SPL	Pilot	Mount	Pilot Center To Bolt Center	Stall
67-75	6 cyl	11 7/8"	2 Ears	23	0.75	4 Round Nuts	4 7/8"	

V-5

No Photo Available

Without cooling shroud with 3/8-24 threads.

Year	Engine	Dia	Hub	SPL	Pilot	Mount	Pilot Center To Bolt Center	Stall
71-75	4 cyl	10"	2 Ears	22	0.75	Threaded Ring	4 1/4"	



Volvo

AW55/BW55/AW70/71

V-6



With cooling shroud.

Year	Engine	Dia	Hub	SPL	Pilot	Mount	Pilot Center To Bolt Center	Stall
76-On	6 cyl	10"	Slots	26	1.575	Threaded Ring	5"	

BW35/37

V-5A

No Photo Available

Without cooling shroud with 10mm x 1.25 threads.

Year	Engine	Dia	Hub	SPL	Pilot	Mount	Pilot Center To Bolt Center	Stall
71-75	4 cyl	10"	2 Ears	22	0.75	Threaded Ring	4 1/4"	

AW55/BW55/AW70/71

V-7



With cooling shroud.

Year	Engine	Dia	Hub	SPL	Pilot	Mount	Pilot Center To Bolt Center	Stall
76-On	Diesel	10"	Slots	26	.940 - 1.460 LG.	Threaded Ring		

V-8

No Photo Available

With cooling shroud.

Year	Engine	Dia	Hub	SPL	Pilot	Mount	Pilot Center To Bolt Center	Stall
76-On	4 cyl	10"	Slots	26	0.75	Threaded Ring	4 1/4"	

V-9

No Photo Available

Year	Engine	Dia	Hub	SPL	Pilot	Mount	Pilot Center To Bolt Center	Stall
81-85	4 cyl	10"	Slots	26	0.75	Threaded Ring	4 1/4"	

Volvo

AW55/BW55/AW70/71

V-10



With cooling shroud.

Year	Engine	Dia	Hub	SPL	Pilot	Mount	Pilot Center To Bolt Center	Stall
76-On	4 cyl	10"	Slots	26	0.75	4 Round Nuts	4 1/4"	

V-11



With S stamped on impeller. NOTE: 0.750 Pilot

Year	Engine	Dia	Hub	SPL	Pilot	Mount	Pilot Center To Bolt Center	Stall
81-On	4 cyl	10"	Slots	26	0.75	4 Hole Threaded Ring	4 1/4"	

V-11A

No Photo Available

With M Stamped on impeller.

Year	Engine	Dia	Hub	SPL	Pilot	Mount	Pilot Center To Bolt Center	Stall
81-On	4 cyl Turbo	10"	Slots	26	0.75	4 Hole Threaded Ring	4 1/4"	

V-12

No Photo Available

With S stamped on impeller. NOTE: 1.575 Pilot

Year	Engine	Dia	Hub	SPL	Pilot	Mount	Pilot Center To Bolt Center	Stall
81-On	6 cyl	10"	Slots	26	1.575	Threaded Ring	5"	

V-13



Blue dot on Pump. 1/2 thick mounting pads.

Year	Engine	Dia	Hub	SPL	Pilot	Mount	Pilot Center To Bolt Center	Stall
87-On	6 cyl	11 3/8"	Slots	26	0.75	4 Rectangular Pads	4 1/4"	



Volvo

AW55/BW55/AW70/71

V-14



Code: 7P

Year	Engine	Dia	Hub	SPL	Pilot	Mount	Pilot Center To Bolt Center	Stall
		11 3/8"	Slots	26	0.75	4 Rectangular Pads	4 1/4"	

V-15

No Photo Available

Non Lockup. Code: S

Year	Engine	Dia	Hub	SPL	Pilot	Mount	Pilot Center To Bolt Center	Stall
		10 3/8"	Slots	26	1.575	4 Hole Mounting Ring	5 1/16"	

V-16



Lockup.

Year	Engine	Dia	Hub	SPL	Pilot	Mount	Pilot Center To Bolt Center	Stall
		11 3/8"	Slots	26	0.75	4 Rectangular Pads	4 1/4"	

Table of Contents

Categorized Listing

ALL Converters	1	ZF4-10	13
General Information - Converter Identification	1	ZF4-11	14
1.1	1	ZF4-12	14
1.2	1	ZF4-13	14
ALLISON	3	ZF4-20	14
AT540	3	ZF4-22	14
540-2	3	ZF4-25	15
540-3	3	ZF4-26	15
1000/2000	3	ZF-33	15
35-1	3	ZF-34	15
35-1BC	3	ZF-36	15
35-2BC	3	ZF-37	16
35-3BC	4	ZF-38	16
35-1MD	4	ZF-49	16
35-2	4	ALpha-Romeo/Audi/BMW/Jaguar/LandRover/Pe	17
35-3	4	ZF4HP22HL	17
ALpha-Romeo/BWM/Peugeot	6	ZF-54	17
ZF3HP22	6	AUDI	18
ZF3-1	6	ZF5HP19FL/A	18
ZF3-2	6	ZF5-11	18
ZF3-3	6	ZF5-12	18
ZF3-4	6	ZF-31	18
ZF3-5	6	AUDI/BMW/VW	19
ZF3-6	7	ZF5HP19FL/A	19
ZF3-7	7	ZF-42	19
ZF3-8	7	ZF-43	19
ZF3-9	7	ZF-44	19
ALpha-Romeo/Audi/BMW/Jaguar/LandRover/Pe	8	ZF-46	19
ZF4HP14/ZF4HP18	8	ZF-51	19
ZF4-14	8	AUDI/BMW/Porche/VW	20
ZF4-15	8	ZF5HP19FL	20
ZF4-17	8	ZF-55	20
ZF4-18	8	Daewoo	21
ZF4-19	8	ZF5HP19FL	21
ZF4-23	9	ZF-56	21
ALpha-Romeo/Audi/BMW/Jaguar/LandRover/Pe	10	AUDI/BMW/Porche/VW	22
ZF4HP16	10	ZF5HP19FL	22
ZF4-24	10	ZF-57	22
ALpha-Romeo/Audi/BMW/Jaguar/LandRover/Pe	11	ZF-58	22
ZF4HP14/ZF4HP18	11	AUDI/BMW/VW	23
ZF-35	11	ZF5HP24A	23
ZF-40	11	ZF-52	23
ZF4HP22/ZF4HP24/ZF5HP-18	12	AUDI	24
ZF4-1	12	ZF5HP24	24
ZF4-2	12	ZF-41	24
ZF4-3	12	ZF-45	24
ZF4-4	12	ZF-47	24
ZF4-5	12	ZF-48	24
ZF4-6	13	AUDI/BMW	25
ZF4-7	13	ZF5HP24	25
ZF4-8	13	ZF5-9	25
ZF4-9	13	ZF5-10	25

Table of Contents

Categorized Listing

AMC	26	BMW-3	35
BW8, BW12 (Cast Iron)	26	J-6	35
R-1	26	J-7	35
R-2	26	J-8	35
R-3	26	J-9	35
R-7	26	Chrysler - General Info	36
R-8	26	A404, 413, 470, 604, and 670 Transmission Quick Reference	36
BW35 (Aluminum Case)	27	Info-1	36
R-4	27	Chrysler - General Info-1	37
R-5	27	Chrysler Converter Counter Balance Weight Shapes	37
R-6	27	Info-2	37
R-9	27	Chrysler	38
R-10	27	A404, A413, A470 (Non Lockup)	38
R-11	28	405	38
AMC/Jeep	29	432	38
A904 (Non Lockup)	29	597	38
R-13	29	761	38
R-17	29	A413, A470, A670 (Lockup)	38
A727 (Non Lockup)	29	136	38
R-14	29	137	39
R-16	29	A500 (Lockup) RAM D50	39
R-18	29	146	39
A727 (Lockup)	30	388	39
R-20	30	A500, A904 (Lockup)	39
R-22	30	379	39
R-16A	30	385	39
A904 (Lockup)	30	389	40
R-19	30	547	40
R-17A	30	549	40
45RFE	31	725	40
29-1	31	781	40
29-2	31	792	41
545RFE	32	871	41
29-3	32	899	41
A500 (Lockup)	32	A518, A618 (Lockup) Gas	41
703	32	510	41
783	32	618-3 *For Heavy Duty use 618-4	41
BMW/Cadillac	33	677	42
5L40E	33	877	42
63-1	33	878	42
63-2	33	A518,A618 Diesel (Lockup & Non Lockup)	42
63-3	33	618-1 *For Heavy Duty Use 618-2	42
63-4	33	618-2	44
BMW	34	618-5 *For Heavy Duty use 618-6	44
ZF5HP30	34	618-6	44
ZF-27	34	618-8	44
ZF-30	34	48RE	44
ZF5HP19	34	48-5	44
ZF5-12	34	48-6	45
ZF-53	34	48-8	45
BMW/Jaguar	35	68RFE	45
BW T65, T66, TH400	35	68-1	45

Table of Contents

Categorized Listing

62TE	45	168A	55
62-1	45	694A	55
62-2	45	762A	56
A518, A727 (Non Lockup) 11 inch Units	46	Chrysler (Mitsubishi)	57
145	46	A904 (Baby) Mitsubishi Non Lockup	57
490	46	101	57
492	46	131	57
504	46	138	57
508	46	138L	57
545	47	445	57
546	47	829	58
641	47	836	58
692	47	AS68RC	58
710	47	TOY-56	58
764	48	27-1	58
918	48	Chrysler/Hyundai	59
A604 (Lockup)	48	KM170-177, F4A (Lockup & Non Lockup)	59
137 * 137HD Available with Billet Lock-Up Piston	48	KM-1	59
137HD	48	KM-2	61
137B	50	KM-3	61
518-1 * 518-1BC Available with Billet Front Cover	50	KM-4	61
518-2BC	50	KM-5	61
518-3	50	KM-6	61
581	50	KM-7	62
A606 (Lockup)	51	KM-8	62
803-1	51	KM-9	62
803-2	51	KM-10	62
803-3	51	KM-12	62
803-4	51	KM-14	63
A727 (Lockup Omitted)	51	KM-16	63
145A	51	KM-17	63
764A	52	KM-18	63
918A	52	KM-19	63
A727 (Lockup)	52	KM-20	64
404	52	KM-21	64
406	52	KM-22	64
410	52	KM-23	64
413	53	Hyundai/Mitsubishi	65
423	53	F4A41/42/F4A51	65
A727 (Non Lockup) 12 inch Units (Narrow Ring)	53	KM-24	65
090	53	94-1	65
282	53	F5A51	65
359	53	94-2	65
499	54	F4A51	65
839	54	94-4	65
A904 (Non Lockup)	54	F4A41/42/F4A51	65
168	54	94-5	65
212	54	94-6	66
403	54	94-7	66
694	55	F4A51/F4A5A	66
762	55	94-8	66
787	55	94-13	66
Special 904 (Lockup Omitted)	55	43-452	66

Table of Contents

Categorized Listing

94-9	66	ATX-3	76
Ford	67	ATX-4	77
2 Speed	67	ATX-5A	77
F-7	67	AXOD, AXODE, AX4S, AX4N/4F50N	77
F-8	67	AX4-1	77
F-9	67	AX4-2	77
F-10	67	AX4-5	77
F-11	67	AX4-6	78
F-12	68	AXOD-1	78
F-13	68	AXOD-2	78
F-14	68	AXOD-3	78
F-14A	68	AXOD-4	78
F-15	68	AXOD-5	79
F-16	69	C-3	79
Cast Iron, BW12	69	F-35	79
F-1	69	F-36	79
F-2	69	F-39	79
F-2A	69	F-40	79
F-2B	69	F-51	80
F-2C	70	F-52	80
F-3	70	C-4	80
F-3A	70	F-17	80
F-5	70	F-18	80
F-37	70	F-19	80
Ford/Mazda	71	F-21	81
4F27E/FN4A-EL/FNR5	71	F-26	81
17-1	71	F-26A	81
17-3	71	F-27	81
17-4	71	F-28	81
17-5	71	F-28B	82
17-6	71	F-29	82
17-7	72	F-32	82
17-8	72	F-33	82
Ford	73	F-33A	82
A4LD, 4R44E, 4R55E, 5R55E	73	F-33B	83
A4LD-1	73	F-34	83
A4LD-2	73	F-38	83
A4LD-3	73	F-41	83
A4LD-4	73	C-5	83
A4LD-5	73	F-34	83
6R80E	74	F-50A	84
6R-1	74	C-6	84
AOD, AODE, 4R70W	75	F-23	84
AODE-1	75	F-23L	84
AODE-2	75	F-30	84
AODE-3	75	F-30B	84
AODE-4	75	F-30D	85
F-43	75	F-30D-HD	85
F-44	76	F-31	85
F-45	76	F-31A	85
ATX	76	CD4E	85
ATX-1	76	CD-1	85
ATX-2	76	CD-2	86
		CD-3	86

Table of Contents

Categorized Listing

CD-4	86	G4A-14	97
CFT30 (CVT)	86	G4A-15	97
78-1	86	G4A-16	98
E4OD/4R100	86	G4A-17	98
E4OD-1	86	G4A-18	98
E4OD-1HD	87	G4A-19	98
E4OD-2	87	General Motors/BMW/Isuzu/Suzuki	99
E4OD-2HD	87	4L30E (Lockup)	99
E4OD-3 *E4OD-3BC (same unit with a Billet Cover)	89	C-37	99
E4OD-5 *E4OD-5BC (same unit with a Billet Cover)	89	C-38	100
E4OD-5MD	89	C-39	100
FMX	89	C-40	100
F-24	89	C-41	100
F-25	89	C-42	100
F26B	90	C-42P	101
5R55N, 5R55S, 5R55W	90	C-43	101
58-2	90	C-44	101
58-3	90	C-45	101
5R110W - 5 Speed RWD	90	C-47	101
38-4	90	4L60E/4L65E 300MM	102
38-5	90	4L60-1	102
38-7	91	4L60-2	102
Ford/GM/Mazda	92	4L60-3	102
F3A - 3 Speed FWD	92	4L60-4	102
F3A-1	92	4L60-5	102
F3A-2	92	4L60-6	103
F3A-3	92	4L60-7	103
F3A-4A	92	4L60-8	103
F3A-5A	92	4L60-9	103
F3A-6	93	4L60-10	103
F3A-7	93	4L80E	104
F3A-8	93	4L80-1	104
F3A-9	93	4L80-2	104
Ford/Mazda	94	4L80-2S	104
F4AEL, 1F4E, F4E111, FB4A-EL	94	4L80-4	104
G4A-2	94	4L80-5	104
G4A-8	94	4L80-6	105
G4A-16	94	4L80-8	105
Geo/Isuzu/Mazda	95	4L80-9	105
JF403E - 4 Speed FWD (Also called LJ4A-EL)	95	6L80/6L45E	105
RL-30	95	6L-1	105
RL-32	95	6L-2	105
Ford/Mazda	96	6T75E	106
G4AEL, HL, GF4AEL, 4EATG	96	57-1	106
G4A-1	96	4T65E	106
G4A-3	96	46-1	106
G4A-4	96	46-2	106
G4A-7	96	46-3	106
G4A-9	96	46-4	106
G4A-10	96	46-5	107
G4A-11	97	46-7	107
G4A-12	97	4T80E	107
		4T80-1	107

Table of Contents

Categorized Listing

4T80-2	107	700-6	118
4T80-3	107	700-7	118
Powerglide	108	700-8	118
C-1	108	700-9	119
C-3	108	700-10	119
C-4	108	700-11	119
C-7	108	700-13	119
C-7A	108	700-14	119
C-11	109	700-16	120
ST300	109	700-17HD	120
GM-1	109	700-18	120
P-6	109	700-19	120
General Motors - Info-1	110	700-20	120
How to Identify GM Torque Converters - TH125C, TH180, TH180C, TH200C, TH200R4, TH3254L, TH350C, TH350R4, TH425, TH440T4, TH700R4, 4L60E	110	General Motors - Info-3	121
Info-1	110	Observed Friction Application and Control Chart	121
General Motors/BMW/Isuzu/Suzuki	111	Info-3	121
TH125 (Non-Lockup)	111	General Motors/BMW/Isuzu/Suzuki	122
C-22	111	TH200C, TH2004R, TH3254L, TH700R4, 4L60E	122
C-22-6	111	700-1HD	122
TH125C, TH440T4, 4T60E, 4T40E, 4T45E, 4T65E	111	700-3HD	122
125C-1	111	700-11HD	122
125C-2	111	700-13HD	122
125C-3	111	TH250, TH350 (Non Lockup)	122
125C-4	112	C-9	122
125C-6	112	C-10	123
125C-7	112	C-12	123
125C-8	112	C-13	123
125C-9	112	P-4	123
125C-10	113	P-4A	123
125C-11	113	P-6	124
125C-12	113	P-8	124
TH180 (Non-Lockup) & Imports	113	TH250C, TH350C (Lockup)	124
C-19	113	C-20	124
C-19A	113	C-20A	124
C-19C	114	C-20D	124
TH180C (Lockup)	114	TH325 and TH425	125
C-36	114	GM-3 FWD	125
General Motors - Info-2	115	GM-4 FWD	125
How to Identify GM Torque Converters - TH200C, TH200R4, TH3254L, TH350C, TH350R4, TH425, TH440T4, TH700R4, 4L60E	115	GM-8 FWD	125
Info-2	115	TH400	125
General Motors/BMW/Isuzu/Suzuki	116	GM-3	125
TH200 (Non-Lockup)	116	GM-4	125
C-14	116	GM-5	126
C-15	116	GM-6	126
C-16	116	GM-6A	126
C-17	116	GM-7	126
C-18	116	GM-7A	126
TH200C, TH2004R, TH3254L, TH700R4, 4L60E	117	GM-8	127
700-1	117	GM-9	127
700-2V	117	GM-10	127
700-3	118	GM-11	127
700-4	118	TH400 Heavy Duty	127
		GM-8HD	127

Table of Contents

Categorized Listing

GM-9HD	128	Honda 3, 4 & 5 Speed	141
GM/Geo/Suzuki	129	HN-35	141
MX17	129	HN-37	141
SUZ-1	129	Ford/Mazda/Nissan	142
SUZ-2	129	3N71B, L3N71B - 3 Speed RWD	142
SUZ-3	129	D-2	142
GM/Isuzu/Mitsubishi/Nissan	130	D-3	142
JR403E	130	D-4	142
JR-2	130	Nissan/Datsun	143
JR-3	130	BW 35	143
JR-4	130	D-1	143
GM/Isuzu/Nissan/Toyota	131	Ford/Mazda/Nissan	144
AW450-43LE 4 Speed RWD	131	3N71B, L3N71B - 3 Speed RWD	144
Toy-55	131	D-5	144
Honda/Acura Info-1	132	F-42	144
Torque Converter Quick Reference Guide by Code	132	Hyundai	145
Info-1	132	A40 Series	145
Honda/Acura	133	HY-1	145
Honda 3, 4 & 5 Speed	133	HY-2	145
HN-1	133	HY-3	145
HN-2	133	Infiniti/Isuzu/GM/Mitsubishi/Nissan	146
HN-3	133	RE4R03A, RG4R01A, JR403E - 4 Speed RWD	146
HN-4	133	RL-14	146
HN-5	133	RL-18	146
HN-6	134	RL-19	146
HN-7	134	RL-20	146
HN-8	134	Infiniti/Mazda/Nissan	147
HN-9	134	RL4R01A, RE4R01A, R4AEL - 4 Speed RWD	147
HN-10	134	RL-10	147
HN-11	135	RL-12	147
HN-13	135	RL-13	147
HN-14	136	RL-15	147
HN-15	137	RL-16	147
HN-16	137	RL-21	148
HN-17	137	RL-26	148
HN-18	137	RL-37	148
HN-19	137	RL-39	148
HN-20	138	Infiniti/Mercury/Nissan	149
HN-21	138	4F20E, RE4F04A/B/V - 4 Speed FWD	149
HN-22	138	RL-22	149
HN-23	138	RL-23	149
HN-24	138	RL-25	149
HN-25	139	RL-29	149
HN-26	139	RL-35	149
HN-27	139	RL-40	150
HN-28	139	Infiniti/Mercury/Nissan/BMW	151
HN-29	139	RE5R01A/RE5R05A	151
HN-30	140	RL-41	151
HN-31	140	RL-42	151
HN-34	140	RL-49	151
MRVA/MDKA	140	RL-50	151
HN-32	140	Infiniti/Nissan	152
HN-33	140		

Table of Contents

Categorized Listing

RE4/RL4F03A/V, RE4F03B - 4 Speed FWD	152	Info-1	162
RL-17	152	Mercedes/Porsche	163
RL-24	152	3/4 Speed	163
RL-36	152	MER-13	163
Jaguar/Mercedes/Rover	153	MER-14	163
BW 3 Band/BW8 & 12	153	MER-15	163
J-1	153	MER-16	163
J-2	153	MER-17	163
J-4	153	MER-18	164
J-5	153	MER-19	164
ZF6HP26	154	MER-20	164
79-1	154	MER-21	164
79-2	154	K4A040, K4B050, K4C025	164
Jaguar/Mercedes/Rover/BMW	155	MER-1	164
ZF6HP26	155	MER-2	165
79-5	155	MER-3	165
79-6	155	W3A040, W4B025	165
79-7	155	MER-4	165
ZF6HP19	155	MER-5	165
79-8	155	MER-6	165
Jeep	156	MER-7	166
A904 (Lockup Fitchel & Sachs)	156	MER-8	166
AMC-2	156	MER-9	166
AMC-2A	156	W4A040, 722.3	166
AMC-3	156	MER-10	166
AMC-3A	156	MER-11	166
JF011E (CVT)	157	MER-12	167
18-1	157	MER-22	167
18-2	157	Mercedes	168
KIA	158	W5A-030/722.5	168
A340E/F	158	MER-16	168
3040-21	158	W5A-580/722.6	168
A5HF1	158	MER-32	168
94-14	158	W5A-030/722.5	168
Mazda	159	MER-33	168
JF506E	159	MER-34	168
93-1	159	722.6	168
93-4	159	Mer-35	168
Mazda/Nissan	160	MER-36	169
3N71B, L3N71B, E4N71B, L4N71B, N4AHL	160	Mer-36-1	169
DL-1	160	Mer-37	169
DL-2	160	Mer-38	169
DL-3	160	Mer-39	169
DL-4	160	Mer-40	170
DL-5	160	Mer-44	170
DL-6	161	Mer-45	170
DL-7	161	MER-47	170
DL-8	161	722.9	170
DL-10	161	MER-46	170
DL-15	161	MER-48	171
Mercedes	162	Mitsubishi	172
Torque Converter Quick Reference Guide by Code	162	F4A41/42-1	172
		94-1	172

Table of Contents

Categorized Listing

94-3	172	88-7	184
A340F	172	88-8	184
3040-19	172	88-11	184
A340F/A44DL	172	AW80-40LS	185
3040-22	172	88-15	185
Nissan	173	Subaru	186
RN3F01A, RL3F01A - 3 Speed FWD	173	M41/M41A - 3 Speed	186
RL-3	173	SUB-1	186
RL-4	175	SUB-2	186
RL-5	175	SUB-3	186
RL-6	175	SUB-4	186
RE4F02A/RL4F02A - 4 Speed FWD	175	SUB-5	186
RL-8	175	SUB-6	187
RL-8B	175	SUB-7	187
RL-9	176	SUB-8	187
RL-11	176	SUB-9	187
RE4R01A AWD	176	SUB-10	187
RL-38	176	SUB-11	188
RL-48	176	4EAT/R4AXEL - 4 Speed	188
RN3F01A - 3 Speed FWD	176	SUB-13	188
RN-1	176	SUB-14	188
RN-2	177	SUB-15	188
Renault	178	SUB-16	188
MB1, MJ3 TA4139	178	SUB-17	189
REN-1	178	SUB-18	189
REN-2	178	SUB-19	189
REN-3	178	SUB-20	189
REN-4	178	SUB-21	189
REN-5	178	SUB-22	190
REN-6	179	SUB-23	190
Renault AR4	179	SUB-24	190
REN-7	179	4EAT	190
REN-8	179	SUB-25	190
REN-9	179	SUB-26	190
SAAB	180	Saturn/Toyota/GM	191
BW35	180	AF33-5/U440E/AW80-41LE	191
SB-1	180	88-9	191
SB-2	180	Saturn	192
Suzuki	181	CVT	192
AW60-40LE	181	39-1	192
88-1	181	TAAT	192
SAAB/Volvo/Saturn/Suzuki/Daewoo/GM	182	TA-1	192
AW50-40/42LE/AW42 4 Speed FWD/	182	Toyota	193
88-2	182	A10, A20, A30	193
88-3	182	TOY-2	193
88-4	182	TOY-3	193
88-5	182	TOY-4	193
88-6	182	TOY-5	193
88-12	183	TOY-6	193
88-13	183	TOY-6A	194
AW55-50SN	183	A40, 41, 43 Non-Lock-Up	194
88-14	183	TOY-7	194

Table of Contents

Categorized Listing

TOY-8	194	TOY-13	203
TOY-9	194	TOY-14	203
TOY-10	194	TOY-15	204
TOY-22	195	TOY-16	204
A130, 131, 132, 240, 241, 243	195	TOY-17	204
130-2	195	TOY-18	204
130-3	195	TOY-19	204
130-4	195	TOY-21	205
130-5	195	TOY-23	205
Toyota/Jeep/Lexus/Volvo	196	TOY-24	205
A340, A341, A343, AW4	196	TOY-26	205
3040-1	196	TOY-31	205
3040-2	196	TOY-33	206
3040-3	196	TOY-34	206
3040-4	196	TOY-54	206
3040-5	196	TOY-57	206
3040-6	197	AW450-43LE	206
3040-7	197	TOY-58	206
3040-8	197	A750E	207
3040-9	197	TOY-60	207
3040-10	197	A750E/F	207
3040-11	198	TOY-61	207
3040-12	198	A750E	207
3040-13	198	3040-20	207
Toyota	199	A140, 141, 142 A540H, A540E, A541E	207
A340LE/340F	199	130-1	207
3040-14	199	130-6	207
3040-15	199	130-7	208
Toyota/Lexus	200	130-8	208
A650E	200	140-1	208
3040-17	200	140-2	208
650-1	200	140-3	208
U140/U150/U240 4 Speed FWD	200	140-4	209
14-2	200	A55, A55F - 3 Speed Tercel FWD	209
14-3	200	TOY-12	209
14-4	200	TOY-12A	209
14-5	201	U340E, U341E/F	209
U140/U240/U241E 4 Speed FWD	201	15-1	209
14-6	201	15-2	209
U140/U240 4 Speed FWD	201	U250E	210
14-8	201	14-7	210
Toyota	202	16-1	210
A440F, A442F LANDCRUISER	202	Volkswagen/Audi	211
TOY-25	202	VW003/010/087/089/090	211
TOY-27	202	VKS-1	211
TOY-28	202	VKS-2	211
TOY-29	202	VKS-3	211
TOY-35	202	VKS-4	211
A40D, A42D, DL, A43D, A44D, DE, DL, A44DL, A420F	202	VKS-5	211
TOY-11	203	VKS-6	212
TOY-11A	203	VKS-7	212
TOY-11B	203	VW/AUDI 09G/095/096/097/098/01M/N/P	212
		VKS-8	212

Table of Contents

Categorized Listing

VKS-8B	212
VKS-9	212
VKS-9B	213
VKS-10	213
VKS-12	213
AWTR 60SN	213
VKS-13	213
TR 60 SN	213
VKS-14	213
Volkswagen/Audi/Jaguar/Jetta/Landrover	214
09A/JF506E	214
93-2	214
93-3	214
93-4	214
93-5	214
93-6	214
93-7	215
93-8	215
Volvo	216
BW35/37	216
V-1	216
V-2	216
V-3	216
V-4	216
V-5	216
AW55/BW55/AW70/71	217
V-6	217
BW35/37	217
V-5A	217
AW55/BW55/AW70/71	217
V-7	217
V-8	217
V-9	217
V-10	218
V-11	218
V-11A	218
V-12	218
V-13	218
V-14	219
V-15	219
V-16	219

Table of Contents

0			
090		53	
09A/JF506E		214-215	
1			
1.1		1	
1.2		1	
1000/2000		3-4	
101		57	
125C-1		111	
125C-10		113	
125C-11		113	
125C-12		113	
125C-2		111	
125C-3		111	
125C-4		112	
125C-6		112	
125C-7		112	
125C-8		112	
125C-9		112	
130-1		207	
130-2		195	
130-3		195	
130-4		195	
130-5		195	
130-6		207	
130-7		208	
130-8		208	
131		57	
136		38	
137		39	
137	* 137HD Available with Billet Lock-Up Piston	48	
137B		50	
137HD		48	
138		57	
138L		57	
140-1		208	
140-2		208	
140-3		208	
140-4		209	
14-2		200	
14-3		200	
14-4		200	
145		46	
14-5		201	
145A		51	
146		39	
14-6		201	
14-7		210	
14-8		201	
15-1		209	
15-2		209	
16-1		210	
168		54	
168A		55	
17-1		71	
17-3		71	
17-4		71	
17-5		71	
17-6		71	
17-7		72	
17-8		72	
18-1		157	
18-2		157	
2			
2 Speed		67-69	
212		54	
27-1		58	
282		53	
29-1		31	
29-2		31	
29-3		32	
3			
3/4 Speed		163-164	
3040-1		196	
3040-10		197	
3040-11		198	
3040-12		198	
3040-13		198	
3040-14		199	
3040-15		199	
3040-17		200	
3040-19		172	
3040-2		196	
3040-20		207	
3040-21		158	
3040-22		172	
3040-3		196	
3040-4		196	
3040-5		196	
3040-6		197	
3040-7		197	
3040-8		197	
3040-9		197	
35-1		3	
35-1BC		3	
35-1MD		4	
35-2		4	
35-2BC		3	
35-3		4	
35-3BC		4	
359		53	
379		39	
38-4		90	
385		39	
38-5		90	
38-7		91	
388		39	
389		40	
39-1		192	
3N71B, L3N71B - 3 Speed RWD		142, 144	
3N71B, L3N71B, E4N71B, L4N71B, N4AHL, N4AEL		160-161	
4			
403		54	
404		52	
405		38	
406		52	
410		52	
413		53	
423		53	

Table of Contents

4				
432		38	547	40
43-452		66	549	40
445		57	57-1	106
45RFE		31	581	50
46-1		106	58-2	90
46-2		106	58-3	90
46-3		106	597	38
46-4		106	5L40E	33
46-5		107	5R110W - 5 Speed RWD	90-91
46-7		107	5R55N, 5R55S, 5R55W	90
48-5		44	6	
48-6		45	618-1 *For Heavy Duty Use 618-2	42
48-8		45	618-2	44
48RE		44-45	618-3 *For Heavy Duty use 618-4	41
490		46	618-5 *For Heavy Duty use 618-6	44
492		46	618-6	44
499		54	618-8	44
4EAT		190	62-1	45
4EAT/R4AXEL - 4 Speed		188-190	62-2	45
4F20E, RE4F04A/B/V - 4 Speed FWD		149-150	62TE	45
4F27E/FN4A-EL/FNR5		71-72	63-1	33
4L30E (Lockup)		99-101	63-2	33
4L60-1		102	63-3	33
4L60-10		103	63-4	33
4L60-2		102	641	47
4L60-3		102	650-1	200
4L60-4		102	677	42
4L60-5		102	68-1	45
4L60-6		103	68RFE	45
4L60-7		103	692	47
4L60-8		103	694	55
4L60-9		103	694A	55
4L60E/4L65E 300MM		102-103	6L-1	105
4L80-1		104	6L-2	105
4L80-2		104	6L80/6L45E	105
4L80-2S		104	6R-1	74
4L80-4		104	6R80E	74
4L80-5		104	6T75E	106
4L80-6		105	7	
4L80-8		105	700-1	117
4L80-9		105	700-10	119
4L80E		104-105	700-11	119
4T65E		106-107	700-11HD	122
4T80-1		107	700-13	119
4T80-2		107	700-13HD	122
4T80-3		107	700-14	119
4T80E		107	700-16	120
5			700-17HD	120
504		46	700-18	120
508		46	700-19	120
510		41	700-1HD	122
518-1 * 518-1BC Available with Billet Front Cover		50	700-20	120
518-2BC		50	700-2V	117
518-3		50	700-3	118
540-2		3	700-3HD	122
540-3		3	700-4	118
545		47	700-6	118
545RFE		32	700-7	118
546		47	700-8	118
			700-9	119

Table of Contents

7

703	32
710	47
722.6	168-170
722.9	170-171
725	40
761	38
762	55
762A	56
764	48
764A	52
781	40
78-1	86
783	32
787	55
79-1	154
792	41
79-2	154
79-5	155
79-6	155
79-7	155
79-8	155

8

803-1	51
803-2	51
803-3	51
803-4	51
829	58
836	58
839	54
871	41
877	42
878	42
88-1	181
88-11	184
88-12	183
88-13	183
88-14	183
88-15	185
88-2	182
88-3	182
88-4	182
88-5	182
88-6	182
88-7	184
88-8	184
88-9	191
899	41

9

918	48
918A	52
93-1	159
93-2	214
93-3	214
93-4	159, 214
93-5	214
93-6	214
93-7	215
93-8	215

94-1	65, 172
94-13	66
94-14	158
94-2	65
94-3	172
94-4	65
94-5	65
94-6	66
94-7	66
94-8	66
94-9	66

A

A10, A20, A30	193-194
A130, 131, 132, 240, 241, 243	195
A140, 141, 142 A540H, A540E, A541E	207-209
A340, A341, A343, AW4	196-198
A340E/F	158
A340F	172
A340F/A44DL	172
A340LE/340F	199
A40 Series	145
A40, 41, 43 Non-Lock-Up	194-195
A404, 413, 470, 604, and 670 Transmission Quick Reference	36
A404, A413, A470 (Non Lockup)	38
A40D, A42D, DL, A43D, A44D, DE, DL, A44DL, A45DF	203-206
A413, A470, A670 (Lockup)	38-39
A440F, A442F LANDCRUISER	202
A4LD, 4R44E, 4R55E, 5R55E	73
A4LD-1	73
A4LD-2	73
A4LD-3	73
A4LD-4	73
A4LD-5	73
A500 (Lockup)	32
A500 (Lockup) RAM D50	39
A500, A904 (Lockup)	39-41
A518, A618 (Lockup) Gas	41-42
A518, A727 (Non Lockup) 11 inch Units	46-48
A518, A618 Diesel (Lockup & Non Lockup)	42-44
A55, A55F - 3 Speed Tercel FWD	209
A5HF1	158
A604 (Lockup)	48-50
A606 (Lockup)	51
A650E	200
A727 (Lockup Omitted)	51-52
A727 (Lockup)	30, 52-53
A727 (Non Lockup)	29
A727 (Non Lockup) 12 inch Units (Narrow Ring Gear)	53-54
A750E	207
A750E/F	207
A904 (Baby) Mitsubishi Non Lockup	57-58
A904 (Lockup Fitchel & Sachs)	156
A904 (Lockup)	30
A904 (Non Lockup)	29, 54-55
AF33-5/U440E/AW80-41LE	191
ALL Converters	1
ALLISON	3-4
ALpha-Romeo/Audi/BMW/Jaguar/LandRover/Peugeot/Porsche/Volvo	8-9
ALpha-Romeo/Audi/BMW/Jaguar/LandRover/Peugeot/Volvo	8-9, 11-16

Table of Contents

A	
ALpha-Romeo/Audi/BMW/Jaguar/LandRover/Peugeot/Volvo/GM	10
ALpha-Romeo/BWM/Peugeot	6-7
AMC	26-28
AMC/Jeep	29-32
AMC-2	156
AMC-2A	156
AMC-3	156
AMC-3A	156
AOD, AODE, 4R70W	75-76
AODE-1	75
AODE-2	75
AODE-3	75
AODE-4	75
AS68RC	58
AT540	3
ATX	76-77
ATX-1	76
ATX-2	76
ATX-3	76
ATX-4	77
ATX-5A	77
AUDI	18, 24
AUDI/BMW	25
AUDI/BMW/Porche/VW	20, 22
AUDI/BMW/VW	19, 23
AW450-43LE	206
AW450-43LE 4 Speed RWD	131
AW50-40/42LE/AW42 4 Speed FWD/ AW60-40LE	182-183
AW55/BW55/AW70/71	217
AW55-50SN	183-184
AW60-40LE	181
AW80-40LS	185
AWTR 60SN	213
AX4-1	77
AX4-2	77
AX4-5	77
AX4-6	78
AXOD, AXODE, AX4S, AX4N/4F50N	77-79
AXOD-1	78
AXOD-2	78
AXOD-3	78
AXOD-4	78
AXOD-5	79
B	
BMW	34
BMW/Cadillac	33
BMW/Jaguar	35
BMW-3	35
BW 3 Band/BW8 & 12	153
BW 35	143
BW T65, T66, TH400	35
BW35	180
BW35 (Aluminum Case)	27-28
BW35/37	216-217
BW8, BW12 (Cast Iron)	26
C	
C-1	108
C-10	123

C-11	109
C-12	123
C-13	123
C-14	116
C-15	116
C-16	116
C-17	116
C-18	116
C-19	113
C-19A	113
C-19C	114
C-20	124
C-20A	124
C-20D	124
C-22	111
C-22-6	111
C-3	79-80, 108
C-36	114
C-37	99
C-38	100
C-39	100
C-4	80-83, 108
C-40	100
C-41	100
C-42	100
C-42P	101
C-43	101
C-44	101
C-45	101
C-47	101
C-5	83-84
C-6	84-85
C-7	108
C-7A	108
C-9	122
Cast Iron, BW12	69-70
CD-1	85
CD-2	86
CD-3	86
CD-4	86
CD4E	85-86
CFT30 (CVT)	86
Chrysler	38-56
Chrysler - General Info	36
Chrysler - General Info-1	37
Chrysler (Mitsubishi)	57-58
Chrysler Converter Counter Balance Weight Shapes and Sizes	37
Chrysler/Hyundai	59-64
CVT	192
D	
D-1	143
D-2	142
D-3	142
D-4	142
D-5	144
Daewoo	21
DL-1	160
DL-10	161
DL-15	161
DL-2	160

Table of Contents

D			
DL-3	160		
DL-4	160		
DL-5	160		
DL-6	161		
DL-7	161		
DL-8	161		
E			
E4OD/4R100	86-89		
E4OD-1	86		
E4OD-1HD	87		
E4OD-2	87		
E4OD-2HD	87		
E4OD-3 *E4OD-3BC (same unit with a Billet Cover)	89		
E4OD-5 *E4OD-5BC (same unit with a Billet Cover)	89		
E4OD-5MD	89		
F			
F-1	69		
F-10	67		
F-11	67		
F-12	68		
F-13	68		
F-14	68		
F-14A	68		
F-15	68		
F-16	69		
F-17	80		
F-18	80		
F-19	80		
F-2	69		
F-21	81		
F-23	84		
F-23L	84		
F-24	89		
F-25	89		
F-26	81		
F-26A	81		
F26B	90		
F-27	81		
F-28	81		
F-28B	82		
F-29	82		
F-2A	69		
F-2B	69		
F-2C	70		
F-3	70		
F-30	84		
F-30B	84		
F-30D	85		
F-30D-HD	85		
F-31	85		
F-31A	85		
F-32	82		
F-33	82		
F-33A	82		
F-33B	83		
F-34	83		
F-35	79		
F-36	79		
F-37	70		
F-38	83		
F-39	79		
F-3A	70		
F3A - 3 Speed FWD	92-93		
F3A-1	92		
F3A-2	92		
F3A-3	92		
F3A-4A	92		
F3A-5A	92		
F3A-6	93		
F3A-7	93		
F3A-8	93		
F3A-9	93		
F-40	79		
F-41	83		
F-42	144		
F-43	75		
F-44	76		
F-45	76		
F4A41/42/F4A51	65		
F4A41/42-1	172		
F4A51	65		
F4A51/F4A5A	66		
F4AEL, 1F4E, F4E111, FB4A-EL	94		
F-5	70		
F-50A	84		
F-51	80		
F-52	80		
F5A51	65		
F-7	67		
F-8	67		
F-9	67		
FMX	89-90		
Ford	67-70, 73-91		
Ford/GM/Mazda	92-93		
Ford/Mazda	71-72, 94, 96-98		
Ford/Mazda/Nissan	142, 144		
G			
G4A-1	96		
G4A-10	97		
G4A-11	97		
G4A-12	97		
G4A-14	97		
G4A-15	97		
G4A-16	94, 98		
G4A-17	98		
G4A-18	98		
G4A-19	98		
G4A-2	94		
G4A-3	96		
G4A-4	96		
G4A-7	96		
G4A-8	94		
G4A-9	96		
G4AEL, HL, GF4AEL, 4EATG	96-98		
General Information - Converter Identification	1		
General Motors - Info-1	110		
General Motors - Info-2	115		
General Motors - Info-3	121		

Table of Contents

G			
General Motors/BMW/Isuzu/Suzuki	99-109, 111-114, 116-120, 122-128		
Geo/Isuzu/Mazda	95		
GM/Geo/Suzuki	129		
GM/Isuzu/Mitsubishi/Nissan	130		
GM/Isuzu/Nissan/Toyota	131		
GM-1	109		
GM-10	127		
GM-11	127		
GM-3	125		
GM-3 FWD	125		
GM-4	125		
GM-4 FWD	125		
GM-5	126		
GM-6	126		
GM-6A	126		
GM-7	126		
GM-7A	126		
GM-8	127		
GM-8 FWD	125		
GM-8HD	127		
GM-9	127		
GM-9HD	128		
H			
HN-1	133		
HN-10	134		
HN-11	135		
HN-13	135		
HN-14	136		
HN-15	137		
HN-16	137		
HN-17	137		
HN-18	137		
HN-19	137		
HN-2	133		
HN-20	138		
HN-21	138		
HN-22	138		
HN-23	138		
HN-24	138		
HN-25	139		
HN-26	139		
HN-27	139		
HN-28	139		
HN-29	139		
HN-3	133		
HN-30	140		
HN-31	140		
HN-32	140		
HN-33	140		
HN-34	140		
HN-35	141		
HN-37	141		
HN-4	133		
HN-5	133		
HN-6	134		
HN-7	134		
HN-8	134		
HN-9	134		
		Honda 3, 4 & 5 Speed	133-141
		Honda/Acura	133-141
		Honda/Acura Info-1	132
		How to Identify GM Torque Converters - TH125C, TH440T4	110
		How to Identify GM Torque Converters - TH200C, TH2004R	115
		HY-1	145
		HY-2	145
		HY-3	145
		Hyundai	145
		Hyundai/Mitsubishi	65-66
I			
		Infiniti/Isuzu/GM/Mitsubishi/Nissan	146
		Infiniti/Mazda/Nissan	147-148
		Infiniti/Mercury/Nissan	149-150
		Infiniti/Mercury/Nissan/BMW	151
		Infiniti/Nissan	152
		Info-1	36, 110, 132, 162
		Info-2	37, 115
		Info-3	121
J			
		J-1	153
		J-2	153
		J-4	153
		J-5	153
		J-6	35
		J-7	35
		J-8	35
		J-9	35
		Jaguar/Mercedes/Rover	153-154
		Jaguar/Mercedes/Rover/BMW	155
		Jeep	156-157
		JF011E (CVT)	157
		JF403E - 4 Speed FWD (Also called LJ4A-EL)	95
		JF506E	159
		JR-2	130
		JR-3	130
		JR-4	130
		JR403E	130
K			
		K4A040, K4B050, K4C025	164-165
		KIA	158
		KM-1	59
		KM-10	62
		KM-12	62
		KM-14	63
		KM-16	63
		KM-17	63
		KM170-177, F4A (Lockup & Non Lockup)	59-64
		KM-18	63
		KM-19	63
		KM-2	61
		KM-20	64
		KM-21	64
		KM-22	64
		KM-23	64
		KM-24	65
		KM-3	61
		KM-4	61
		KM-5	61

Table of Contents

K			
KM-6	61		
KM-7	62		
KM-8	62		
KM-9	62		
M			
M41/M41A - 3 Speed	186-188		
Mazda	159		
Mazda/Nissan	160-161		
MB1, MJ3 TA4139	178-179		
MER-1	164		
MER-10	166		
MER-11	166		
MER-12	167		
MER-13	163		
MER-14	163		
MER-15	163		
MER-16	163, 168		
MER-17	163		
MER-18	164		
MER-19	164		
MER-2	165		
MER-20	164		
MER-21	164		
MER-22	167		
MER-3	165		
MER-32	168		
MER-33	168		
MER-34	168		
Mer-35	168		
MER-36	169		
Mer-36-1	169		
Mer-37	169		
Mer-38	169		
Mer-39	169		
MER-4	165		
Mer-40	170		
Mer-44	170		
Mer-45	170		
MER-46	170		
MER-47	170		
MER-48	171		
MER-5	165		
MER-6	165		
MER-7	166		
MER-8	166		
MER-9	166		
Mercedes	162, 168-171		
Mercedes/Porsche	163-167		
Mitsubishi	172		
MRVA/MDKA	140		
MX17	129		
N			
Nissan	173-177		
Nissan/Datsun	143		
O			
Observed Friction Application and Control Chart	121		
P			
P-4	123		
		P-4A	123
		P-6	109, 124
		P-8	124
		Powerglide	108-109
R			
		R-1	26
		R-10	27
		R-11	28
		R-13	29
		R-14	29
		R-16	29
		R-16A	30
		R-17	29
		R-17A	30
		R-18	29
		R-19	30
		R-2	26
		R-20	30
		R-22	30
		R-3	26
		R-4	27
		R-5	27
		R-6	27
		R-7	26
		R-8	26
		R-9	27
		RE4/RL4F03A/V, RE4F03B - 4 Speed FWD	152
		RE4F02A/RL4F02A - 4 Speed FWD	175-176
		RE4R01A AWD	176
		RE4R03A, RG4R01A, JR403E - 4 Speed RWD	146
		RE5R01A/RE5R05A	151
		REN-1	178
		REN-2	178
		REN-3	178
		REN-4	178
		REN-5	178
		REN-6	179
		REN-7	179
		REN-8	179
		REN-9	179
		Renault	178-179
		Renault AR4	179
		RL-10	147
		RL-11	176
		RL-12	147
		RL-13	147
		RL-14	146
		RL-15	147
		RL-16	147
		RL-17	152
		RL-18	146
		RL-19	146
		RL-20	146
		RL-21	148
		RL-22	149
		RL-23	149
		RL-24	152
		RL-25	149
		RL-26	148
		RL-29	149

Table of Contents

R	
RL-3	173
RL-30	95
RL-32	95
RL-35	149
RL-36	152
RL-37	148
RL-38	176
RL-39	148
RL-4	175
RL-40	150
RL-41	151
RL-42	151
RL-48	176
RL-49	151
RL4R01A, RE4R01A, R4AEL - 4 Speed RWD	147-148
RL-5	175
RL-50	151
RL-6	175
RL-8	175
RL-8B	175
RL-9	176
RN-1	176
RN-2	177
RN3F01A - 3 Speed FWD	176-177
RN3F01A, RL3F01A - 3 Speed FWD	173-175
S	
SAAB	180
SAAB/Volvo/Saturn/Suzuki/Daewoo/GM	182-185
Saturn	192
Saturn/Toyota/GM	191
SB-1	180
SB-2	180
Special 904 (Lockup Omitted)	55-56
ST300	109
SUB-1	186
SUB-10	187
SUB-11	188
SUB-13	188
SUB-14	188
SUB-15	188
SUB-16	188
SUB-17	189
SUB-18	189
SUB-19	189
SUB-2	186
SUB-20	189
SUB-21	189
SUB-22	190
SUB-23	190
SUB-24	190
SUB-25	190
SUB-26	190
SUB-3	186
SUB-4	186
SUB-5	186
SUB-6	187
SUB-7	187
SUB-8	187
SUB-9	187

Subaru	186-190
SUZ-1	129
SUZ-2	129
SUZ-3	129
Suzuki	181
T	
TA-1	192
TAAT	192
TH125 (Non-Lockup)	111
TH125C, TH440T4, 4T60E, 4T40E, 4T45E, 4T65E	111-113
TH180 (Non-Lockup) & Imports	113-114
TH180C (Lockup)	114
TH200 (Non-Lockup)	116
TH200C, TH2004R, TH3254L, TH700R4, 4L60E	117-120
TH200C, TH2004R, TH3254L, TH700R4, 4L60E Heavy Duty	122
TH250, TH350 (Non Lockup)	122-124
TH250C, TH350C (Lockup)	124
TH325 and TH425	125
TH400	125-127
TH400 Heavy Duty	127-128
Torque Converter Quick Reference Guide by Code	132, 162
TOY-10	194
TOY-11	203
TOY-11A	203
TOY-11B	203
TOY-12	209
TOY-12A	209
TOY-13	203
TOY-14	203
TOY-15	204
TOY-16	204
TOY-17	204
TOY-18	204
TOY-19	204
TOY-2	193
TOY-21	205
TOY-22	195
TOY-23	205
TOY-24	205
TOY-25	202
TOY-26	205
TOY-27	202
TOY-28	202
TOY-29	202
TOY-3	193
TOY-31	205
TOY-33	206
TOY-34	206
TOY-35	202
TOY-4	193
TOY-5	193
TOY-54	206
Toy-55	131
TOY-56	58
TOY-57	206
TOY-58	206
TOY-6	193
TOY-60	207
TOY-61	207
TOY-6A	194

Table of Contents

T			
TOY-7	194	ZF-27	34
TOY-8	194	ZF-30	34
TOY-9	194	ZF-31	18
Toyota	193-195, 199, 202-210	ZF3-1	6
Toyota/Jeep/Lexus/Volvo	196-198	ZF3-2	6
Toyota/Lexus	200-201	ZF-33	15
TR 60 SN	213	ZF3-3	6
		ZF-34	15
U		ZF3-4	6
U140/U150/U240 4 Speed FWD	200-201	ZF-35	11
U140/U240 4 Speed FWD	201	ZF3-5	6
U140/U240/U241E 4 Speed FWD	201	ZF-36	15
U250E	210	ZF3-6	7
U340E, U341E/F	209	ZF-37	16
		ZF3-7	7
V		ZF-38	16
V-1	216	ZF3-8	7
V-10	218	ZF3-9	7
V-11	218	ZF3HP22	6-7
V-11A	218	ZF-40	11
V-12	218	ZF-41	24
V-13	218	ZF4-1	12
V-14	219	ZF4-10	13
V-15	219	ZF4-11	14
V-16	219	ZF4-12	14
V-2	216	ZF4-13	14
V-3	216	ZF4-14	8
V-4	216	ZF4-15	8
V-5	216	ZF4-17	8
V-5A	217	ZF4-18	8
V-6	217	ZF4-19	8
V-7	217	ZF-42	19
V-8	217	ZF4-2	12
V-9	217	ZF4-20	14
VKS-1	211	ZF4-22	14
VKS-10	213	ZF4-23	9
VKS-12	213	ZF4-24	10
VKS-13	213	ZF4-25	15
VKS-14	213	ZF4-26	15
VKS-2	211	ZF-43	19
VKS-3	211	ZF4-3	12
VKS-4	211	ZF-44	19
VKS-5	211	ZF4-4	12
VKS-6	212	ZF-45	24
VKS-7	212	ZF4-5	12
VKS-8	212	ZF-46	19
VKS-8B	212	ZF4-6	13
VKS-9	212	ZF-47	24
VKS-9B	213	ZF4-7	13
Volkswagen/Audi	211-213	ZF-48	24
Volkswagen/Audi/Jaguar/Jetta/Landrover	214-215	ZF4-8	13
Volvo	216-219	ZF-49	16
VW/AUDI 09G/095/096/097/098/01M/N/P	212-213	ZF4-9	13
VW003/010/087/089/090	211-212	ZF4HP14/ZF4HP18	8-9, 11
		ZF4HP16	10
W		ZF4HP22/ZF4HP24/ZF5HP-18	12-16
W3A040, W4B025	165-166	ZF4HP22HL	17
W4A040, 722.3	166-167	ZF-51	19
W5A-030/722.5	168	ZF5-10	25
W5A-580/722.6	168	ZF5-11	18
Z			

Table of Contents

Z

ZF5-12	18, 34
ZF-52	23
ZF-53	34
ZF-54	17
ZF-55	20
ZF-56	21
ZF-57	22
ZF-58	22
ZF5-9	25
ZF5HP19	34
ZF5HP19FL	20-22
ZF5HP19FL/A	18-19
ZF5HP24	24-25
ZF5HP24A	23
ZF5HP30	34
ZF6HP19	155
ZF6HP26	154-155