

2019 PRODUCT CATALOGUE



TRAILER PARTS
LIGHTS
BATTERIES

PANEL KITS
PAINT

BOAT TRAILER PARTS
TOWING GEAR



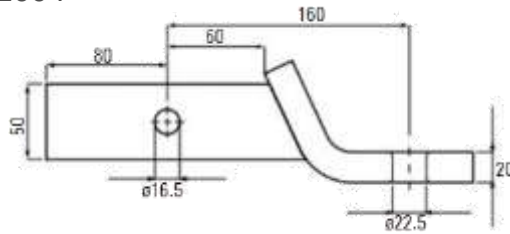
TOW BALL MOUNTS

TOW BALL MOUNTS

Ark's range of tow ball mounts suit 50mm x 50mm hitch receivers, have a high quality black powder coat finish, a 3500Kg maximum towing capacity** and all comply to AS4177.1-2004



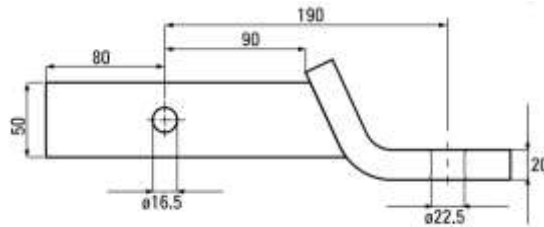
DRPTB2-160



PART NO:	DETAILS:
DRPTB2-160	2" Drop Towbar 160mm Centre to Centre
160mm Tow Ball Mount	



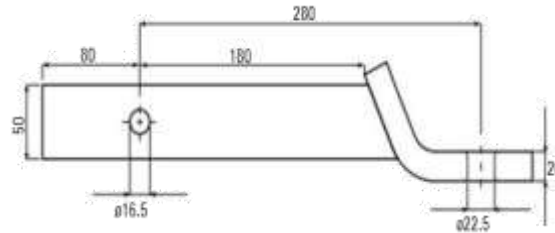
DRPTB2-190



PART NO:	DETAILS:
DRPTB2-190	2" Drop Towbar 190mm Centre to Centre
190mm Tow Ball Mount	



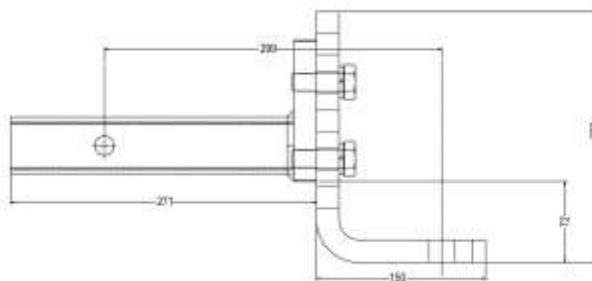
DRPTB2-280



PART NO:	DETAILS:
DRPTB2-280	2" Drop Towbar 280mm Centre to Centre
280mm Tow Ball Mount	



TBHA30



PART NO:	DETAILS:
TBHA30	Adjustable Tow Ball Mount
<ul style="list-style-type: none"> • Designed for simple levelling with vehicle • 5 Hole Adjustable ball mount • Suitable for 4X4's • 2500Kg Maximum Towing Capacity ** • Complies to AS4177.1-2004 	



DRPTB4

PART NO:	DETAILS:
DRPTB4	4" Drop Towbar 5000lbs



ONETB2



CM523



TOWDSH



TOWBRK-GZ



TOWBRK-U



GOOSB



PNTHK-B



PNTHK-NB

PART NO:	FINISH:	RATING:	DETAILS:
ONETB2	Black	1000Kg	One Piece Towbar 2"
CM523	Black	4500Kg	50mm Deep Drop Receiver bar 70mm ball
TOWDSH	Black	4000Kg	Towbar with rated Bow Shackle
TOWBRK-GZ	Black	NR	Suit zinc goose neck
TOWBRK-U	Black	NR	Multi Size
GOOSB	Black	3500Kg	Gooseneck Hitch ball 50mm
PNTHK-B	Black	8000Kg	Pintle Hook no Tow Ball
PNTHK-NB	Black	10,000Kg	Pintle hook with no tow ball

TOW BALLS & COVERS



TBL35



TBL70

PART NO:	FINISH:	RATING:	DETAILS:
TBL35	Chrome	3500kg	7/8" shank x 62mm
TBL70	Chrome	4500Kg	1 1/4" shank x 70mm



TBCR



TBCPC



TBCPB

TBCR	Rubber	Suits 50mm Ball
TBCPC	Chrome	Suits 50mm Ball
TBCPB	Plastic	Suits 50mm Ball

TOWBAR ACCESSORIES



HPIN-S58



HPIN-L58



HPIN



CM001



CLOC-I



KVH-88



CLOC-Y



CLOC-L

PART NO:	FINISH:	DETAILS:
HPIN-S58	Zinc	Lockable Hitch pin.
HPIN-L58	Zinc	Lockable Hitch pin.
HPIN	Zinc	Hitch Pin with R Clip
CM001	Zinc	Trailer reversing guide.
CLOC-I	Zinc	Coupling Lock.
KVH-88	S-Steel	Touch sensitive alarmed Coupling lock.
CLOC-Y	Zinc	Universal Coupling Lock, with built in security lock and two keys
CLOC-L	Zinc	Coupling laser lock with built in lock, Pin size 6mm

SHACKLES

D SHACKLES

* Complies to Australian standards AS2741-2002



RATED
GALVANISED



ZINC
COATED



STAINLESS
STEEL

PART NO:	FINISH:	WLL RATING:	PIN WIDTH:
DSH08R	Gal	750g	8mm
DSH10R	Gal	1000Kg	10mm
DSH11R	Gal	1500Kg	11mm
DSH13R	Gal	2000Kg	13mm
DSH16R	Gal		16mm
DSH19R	Gal		19mm
DSH22R	Gal		22mm

PART NO:	FINISH:	PIN WIDTH:
DSH08	Zinc Coated	8mm
DSH10	Zinc Coated	10mm
DSH11	Zinc Coated	11mm
DSH13	Zinc Coated	13mm

PART NO:	FINISH:	PIN WIDTH:
DSH08S	Stainless	8mm
DSH10S	Stainless	10mm
DSH11S	Stainless	11mm
DSH13S	Stainless	13mm

TRAILER SAFETY CHAINS

*Complies to Australian standards AS4177. 4-2004



PART NO:	FINISH:	W.L.L RATING:	Approximate Length
CHR06Z	Zinc	1000	25Kg - 32m Bag
CHR08Z	Zinc	1600	25Kg - 21m Bag
CHR010Z	Zinc	2500	25Kg - 13.5m Bag
CHR013Z	Zinc	3500	25Kg - 7.5m Bag
CB10-T80	Natural	3200	25Kg - 23m Bag

All chains are available cut to required size.

* Complies to Australian standards AS2741-2002



RATED
GALVANISED

PART NO:	FINISH:	WLL RATING:	PIN WIDTH:
BSH08R	Gal	3750g	8mm
BSH10R	Gal	1000Kg	10mm
BSH11R	Gal	1500Kg	11mm
BSH13R	Gal	2000Kg	13mm



ZINC
COATED

PART NO:	FINISH:	PIN WIDTH:
BSH08	Zinc Coated	8mm
BSH10	Zinc Coated	10mm
BSH11	Zinc Coated	11mm
BSH13	Zinc Coated	13mm



STAINLESS
STEEL

PART NO:	FINISH:	PIN WIDTH:
BSH08S	Stainless	8mm
BSH10S	Stainless	10mm
BSH11S	Stainless	11mm
BSH13S	Stainless	13mm

HAMMERLOCK SHACKLE & BRACKET



C10



C13



C10-B



C10-BL

PART NO:	FINISH:	WLL RATING:	DETAILS:
C10	P-Coated	3200Kg	Hammerlock 3.2T To suit C10-B
C13	P-Coated	5300Kg	Hammerlock 5.2T To suit C10-BL
C10-B	Galvanised	3500Kg	Hammerlock Bracket 48x28x15mm 8mm Shaft
C10-BL	Galvanised	5300Kg	Hammerlock Bracket 48x30x18mm 10mm Shaft



C2HB



C2HZ



C3HZ



CWE



CWET



CEL-B

CEL-4500

CEL-Z



CO1B



CO1Z / CO1G



POLYW



POLYB



CM255



CO360D



CEL-OFRD-ARK



CO1-OFRD-ARK



CO1-OFRD-ALKO



CEL-OFRD-ALKO

PART NO:	FINISH:	RATING:	DETAILS:
C2HB	Black	2000kg	Bolt on 2 hole Coupling 50mm Ball
C2HZ	Zinc	2000kg	Bolt on 2 hole Coupling 50mm Ball
C3HZ	Zinc	2000kg	Bolt on 3/2 hole Coupling 50mm Ball
CWE	Black	2000kg	Weldable Coupling 50mm Ball
CWET	Black	2000kg	Weldable Triangle Coupling 50mm Ball
CEL-B	Black	3500kg	4 Hole 50mm Ball Electric Coupling
CEL-4500	Black	4500kg	4 Hole 70mm Ball Electric Coupling
CEL-Z	Zinc	3500kg	4 Hole 50mm Ball Electric Coupling
CO1B	Black	2000kg	4 Hole 50mm Ball Over-ride Coupling
CO1Z	Zinc	2000kg	4 Hole 50mm Ball Over-ride Coupling
POLYW	Galvanised	2000kg	Comes with crank bracket
POLYB	Galvanised	2000kg	Comes with crank bracket
CM255	Black	6000Kg	Off Road Coupling
CO360D	Zinc	2000kg	Off Road Coupling
CEL-OFRD-ARK	Powder Coated	3500kg	ARK Electric Off Road Coupling
CO1-OFRD-ARK	Powder Coated	2000kg	ARK Mechanical Off Road Coupling
CO1-OFRD-ALKO	Zinc	3500Kg	ALKO Mechanical Off Road Coupling
CEL-OFRD-ALKO	Zinc	3500Kg	ALKO Electric Off Road Coupling

Coupling Accessories


PART NO:	FINISH:	Details
COBMB	Black	Parking Lever Suit over-ride coupling
COBMG	Gal	Parking Lever Suit over-ride coupling
CPBM	Zinc	Off Road Parking Lever Mechanical Park Lever
MBRAKT100	Zinc	Parking Lever 100mm Boat Trailer
MBRAKT75	Zinc	Parking Lever 75mm Boat Trailer
MBRAKT50	Zinc	Parking Lever 50mm Boat Trailer
CABKIT	Gal	Parking Lever Cable Kit: 1 x Cable Adjuster & bolt 1 x 8000mm x 4mm Gal Hand Brake Cable 4 x Cable Clamps 1 x Brake Adjuster Bolt with Nyloc Nut
COBHG	Gal	Hydraulic Handbrake Bracket
COBHZ	Zinc	Hydraulic Handbrake Bracket
COBHB	Black	Hydraulic Handbrake Bracket
CMC34	Black	3/4" Master Cylinder to Suit hydraulic brake
CMC78	Black	7/8" Master Cylinder to Suit hydraulic brake
CAP34	Plastic	Master Cylinder Cap to suit 3/4" & 7/8"
POLYBKT	Zinc	Car Bracket, suits poly coupling
POLYBKT-P	Zinc	Bracket Pin, suits poly coupling
POLYBKT-B	Zinc	Bracket Bolt, suits poly coupling
CORSB	Black	Suit over-ride coupling
CCLIP	Black	With pin and spring
CHPIN-2B	Black	Suit 2, 3 hole & weldable
CADB	Zinc	Adjustable bolt for coupling Fits Trek Coupling
CADB-ALKO	Zinc	Adjustable bolt for coupling Fits ALKO Coupling
B15	Zinc	Bolt 1.5" High Tensile (Suits 2 hole/ 3hole / Electric coupling)
B45	Zinc	Bolt 4.5" High Tensile (Suits Hydraulic and Mechanical O/R coupling)



COBMB



COBMG



CPBM



MBRAKT100

MBRAKT75

MBRAKT50



CABKIT


 COBHG
COBHZ
COBHB

 CMC34
CMC78


POLYBKT



POLYBKT-P



POLYBKT-B



CORSB



CCLIP



CHPIN-2B



CADB



CADB-ALKO




B15



B45


COUPLING PLATES

PART NO:	DETAILS:
CP2T	Coupling Plate Triangular to suit 2 hole coupling
CP2R	Coupling Plate Rectangular to suit 2 hole coupling
CP3T	Coupling Plate Triangular to suit 3 hole coupling
CPT-M	Coupling Plate Triangular to suit 2 & 3 hole coupling



OVERRIDE & ELECTRIC COUPLING PLATES

PART NO:	DETAILS:
TP4	Coupling Plate Rectangular to suit 4 hole coupling
TP4T	Coupling Plate Triangular to suit 4 hole coupling




FISH PLATES


PART NO:	DIMENSIONS	DETAILS:
FP4045-6	40x45x6mm	Fish Plate Suits 39/40mm axle and 45mm spring
FPOR	45x60x10mm	Slotted Fish Plate Suits off road 5/8" bolt
FPOR-G	45x60x10mm	Slotted Fish Plate Gal Suits off road 5/8" bolt
FPSLOT-U8-45	45x8mm	Universal Slotted Fish Plate Suits 1/2" 39mm to 50mm wide U-bolts Suits 45mm springs
FPSLOT-U8-45-G	45x8mm	Galvanised Universal Slotted Fish Plate Suits 1/2" 39mm to 50mm wide U-bolts Suits 45mm springs
FPSLOT-U8-60	60x8mm	Universal Slotted Fish Plate Suits 1/2" 39mm to 50mm wide U-bolts Suits 60mm springs
FPSLOT-U8-60-G	60x8mm	Galvanised Universal Slotted Fish Plate Suits 1/2" 39mm to 50mm wide U-bolts Suits 60mm springs



AXLE PADS

PART NO:	DIMENSIONS	DETAILS:
AP1	45x45x8mm	Axle Pad Natural Steel
AP1G	45x45x8mm	Axle Pad Galvanised Steel
AP2	45x45mm	Axle Pad To suit round & square axle






PART NO:	DIMENSIONS	DETAILS:
MP39ER	39mm Round	Suits 39R Axle with Electric Brakes
MP39HR	39mm Round	Suits 39R Axle with Hydraulic Brakes
MP40ES	40mm Square	Suits 40S Square Axle with Electric Brakes
MP40HS	40mm Square	Suits 40S Axle with Hydraulic Brakes
MP45ER	45mm Round	Suits 45R Axle with Electric Brakes
MP45HR	45mm Round	Suits 45R Axle with Hydraulic Brakes
MP45ES	45mm Square	Suits 45S Axle with Electric Brakes
MP45HS	45mm Square	Suits 45S Axle with Hydraulic Brakes
MP50ES	50mm Square	Suits 50S Axle with 9" & 10" Backing Plate
MP50ES12	50mm Square	Suits 50S Axle with 12" Backing Plate


SHACKLE PLATES

PART NO:	DIMENSIONS
SP1-1/2-63	1/2" Hole, 63mm Centre to Centre, 32mm Wide
SP1G-1/2-63	1/2" Hole, 63mm Centre to Centre, 32mm Wide Galvanised
SP2-5/8-63	5/8" Hole, 63mm Centre to Centre, 40mm Wide
SP3-5/8-78	5/8" Hole, 78mm Centre to Centre, 40mm Wide
SP3G-5/8-78	5/8" Hole, 78mm Centre to Centre, 40mm Wide Galvanised
SP5-9/16-63	9/16" Hole, 63mm Centre to Centre, 40mm Wide
SP5-9/16-75	9/16" Hole, 75mm Centre to Centre, 40mm Wide


DROP AXLE PLATES

PART NO:	DIMENSIONS
DRPL4-40	4" Drop Plate Suit 40mm Axle
DRPL4-45	4" Drop Plate Suit 45mm Axle
DRPL4-40	2" Drop Plate Suit 40mm Axle
DRPL2-45	2" Drop Plate Suit 45mm Axle
DRPL4-50	4" Drop Plate Suit 50mm Axle
DRPL2-50	2" Drop Plate Suit 50mm Axle



Drop Axle Plate

STANDS



SJAK2
SJAK5
SJAK7

RJAK2

RJAK5



SJAK7-E

SJAK7-E-S

JSN35C

JSN35SU



EJAK4



CLEG100P-1
CLEG100P-2
CLEG100P-3



CLEG100S

PART NO:	RATED:	DETAILS:
SJAK2	900Kg	Square Jack Weld On Height: 435mm, Travel: 10"
SJAK5	2200Kg	Square Jack Weld On Height: 555mm, Travel: 15"
SJAK7	3150Kg	Square Jack Weld On Height: 590mm, Travel: 15"
RJAK2	900Kg	Round Jack Bolt On Side Handle, Height: 10"
RJAK5	2200Kg	Round Jack Weld On Side Handle, Height: 10"
SJAK7-E	7000lbs	Square Jack Weld On Height: 615mm, Travel: 15"
SJAK7-E-S	7000lbs	Swing-Up Square Jack Weld On Height: 615mm, Travel: 15"
JSN35C	3150Kg	Round Jack Clamp On Top Winder
JSN35SU	350Kg	Round Jack Swing Up Top Winder
EJAK4	1800Kg	Electric Battery Powered Jack With backup manual wider
CLEG100P-1	450Kg	Stabilizer Leg Swing Down 400mm closed Height Plastic Base
CLEG100P-2	450Kg	Stabilizer Leg Swing Down 450mm closed Height Plastic Base
CLEG100P-3	450Kg	Stabilizer Leg Swing Down 500mm closed Height Plastic Base
CLEG100s	450Kg	Stabilizer Leg Swing Down 500mm closed Height Steel Base

ACCESSORIES



FCL8



JWC
JWC-H



92623



92622



92621



WS06



92619



WS08



92620

PART NO:	DETAILS:
FCL8	8 Hole Ubolt jockey clamp
JWC	JW Clamp suit 350kg
JWC-H	Heavy Duty JW Clamp suit 500kg
92623	Jockey Handle Roll Pin
92622	Jockey Handle Grub Screw
92621	6" Replacement Nylon Wheel
WS06	6" Replacement Solid Rubber
WS08	8" Replacement Solid Wheel
92619	8" Replacement Solid Wheel
92620	10" Replacement Solid Wheel



PART NO:	CAPACITY	CLAMP TYPE:
JW06C	300Kg	6" Clamp On
JW06-S	350Kg	Budget 6" Swing Up
JW06SB	350Kg	6" Heavy Duty Swing Up
JW6-DW	680Kg	6" Swing Up



PART NO:	CAPACITY	CLAMP TYPE:
JW08C	350Kg	8" Clamp On
JW08SB	350Kg	8" Swing Up
JW08SHD	500Kg	8" Swing Up



PART NO:	CAPACITY:	CLAMP TYPE:
JW10C	350Kg	10" Clamp On
JW10SB-S	350Kg	10" Swing Up
JW10SB-SHD	500Kg	10" Heavy Duty Swing Up
ORJQ750D	750Kg	Extendable 285—710mm



PART NO:	CAPACITY	CLAMP TYPE:
RJW1C	350Kg	10" Ezimover Swing up
RJW1SU	350Kg	10" Ezimover Swing up
RJW2C	500Kg	10" Duel Wheel Ezimover Swing up



BRK-WY



BRK-SW



BRKCON-P



BRKCON-P2



BRKCON-P3



ELBC2000



BRKCON-T



BRK-BT



BRKACT-K-12
BRKACT-K-16



BRKACT-IQ7

PART NO:	DESCRIPTION:
BRK-WY	Break away system with charger battery and switch
BRK-SW	Break switch Suits break away system
BRKCON-IQ	Tekonsha Primus IQ Car mounting break controller
BRKCON-P2	Tekonsha P2 Car mounting break controller
BRKCON-P3	Tekonsha P3 Multi programmable car mounting break
ELBC2000	12V Wireless electric brake controller Bluetooth electric brake controller
BRKCON-T	Trailer mounting weather proof break controller
BRK-BT	Break away battery
BRKACT-K-12	1200PSI Hydrostar Hydraulic Break actuator kit
BRKACT-K-16	1600PSI Hydrostar Hydraulic Break actuator kit
BRKACT-IQ7	The AL-KO iQ7, designed to significantly improve stopping performance and safety for trailers with hydraulic brakes, especially large boat trailers


CABKIT

**BCBL200
BCBL500**

BCBL8

BND-B-SS

BAL

BAL-BOLT

**CABHLD4
CABHLD4s
CABHLD8**

EBKMG

HYDCL

BHOSE

BHOSE-F

BHOSE-TP

BNUTJ

BNUTL

BNUTS

BSHY

BSMC

BSEL

BSEL12

PART NO:	Description
CABKIT	Parking Leaver Cable Kit: 1 x Cable Adjuster & bolt 1 x 8000mm x 4mm Gal Hand Brake Cable 4 x Cable Clamps 1 x Brake Adjuster Bolt with Nyloc Nut
BCBL200	4mm x 200m GAL Brake Cable
BCBL500	4mm x 500m GAL Brake Cable
BCBL8	4mm x 8m GAL Brake Cable
BND-B-SS	DIY Stainless Braided Hydraulic Brake Cable
BAL	Brake Adjuster
BAL-BOLT	Break Adjuster Bolt with Nyloc Nut
CABHLD4	4mm Brake Cable Holder
CABHLD4S	4mm Stainless Brake Cable Holder
CABHLD8	8mm Stainless Brake Cable Holder
EBKMG	Electronic Brake Magnet
HYDCL	Hydraulic Brake Cylinder Suits 9" Brake
BHOSE	Brake Hose
BHOSE-F	Brake Hose Fitted with T-Piece
BHOSE-TP	Brake Hose T-Piece
BNUTJ	Bundy Nut Joiner
BNUTL	Bundy Nut long
BNUTS	Bundy Nut short
BSHY	Brake Shoes Hydraulic 9" For one backing plate
BSMC	Brake Shoes Mechanical 9" For one backing plate
BSEL	Brake Shoes Electric 10" For one backing plate
BSEL12	Brake Shoes Electric 12" For one backing plate



HAR45
HAR60



HAF45
HAF45-8
HAF60



HADF40
HADF50




DJKOR45-1/2
DJKOR45-9/16
DJKOR60-5/8



HARM



RRARM



ROCARM



HARR19



HARR58



DJKOR45-SHELL
DJKOR60-SHELL



ROCARM-45



RRAM-45



SP1
SP2
SP3

PART NO:	DETAILS:
HAR45	6mm Thickness Rear
HAR60	6mm Thickness
HAF45	6mm Thickness
HAF45-8	8mm Thickness
HAF60	8mm Thickness
HADF40	8mm Thickness
HADF50	8mm Thickness
DJKOR45-1/2	45mm Dumjack Kit: To Suit 45mm Wide Springs 1 x Hanger 2 x Shackle plates 1/2" 2 x Bolts 1/2"
DJKOR45-9/16	45mm Dumjack Kit: To Suit 45mm Wide Springs 1 x Hanger 2 x Shackle plates 9/16" 2 x Bolts 9/16"
DJKOR60-5/8	60mm Dumjack Kit: To Suit 45mm Wide Springs 1 x Hanger 2 x Shackle plates 5/8" 2 x Bolts 5/8"
HARM	Rocker Middle Hanger
RRARM-60	Rocker Roller Arm For 60mm Rockers
ROCARM	Rocker Arm For 60mm Rockers
HARR19	Rocker Roller Middle Hanger 19mm Hole, 8mm Thick
HARR58	Rocker Roller Hanger 5/8 Hole 8mm Thick
DJKOR45-SHELL	Dumjack 45mm Shell Only No Bush
DJKOR60-SHELL	Dumjack 60mm Shell Only
ROCARM-45	Apex Long - Tandem Rocker Arm
RRAM-45	Spring Rocker Arm - No Bush
SP1-1/2-63	Shackle Plate 1/2 x 63 x 32
SP1G-1/2-63	Shackle Plate 1/2 x 63 x 32 Gal
SP2-5/8-63	Shackle Plate 5/8 x 63 x 40
SP3-5/8-78	Shackle Plate 5/8 x 78 x 40
SP3G-5/8-78	Shackle Plate 5/8 x 78 x 40 Gal
SP3-5/8-78	Shackle Plate 5/8 x 78 x 40
SP3G-5/8-78	Shackle Plate 5/8 x 78 x 40 Gal
SP4-9/16-63	Shackle Plate 9/16" 63mm Centre



PART NO:	SIZE:	DETAILS:
B15H	1.5"	Bolt High Tensile Suits 2 Hole/ 3 Hole Electric coupling
B35	3.5"	To Suit Front Hanger Bolt and Rear Shackle Bolt 1/2" Spring Bolt and Nut
B35-9/16	3.5"	To Suit Front Hanger Bolt and Rear Shackle Bolt 9/16 Spring Bolt and Nut
B35-5/8	3.5"	To Suit Front Hanger Bolt and Rear Shackle Bolt 5/8 Spring Bolt and Nut
B45H	4.5"	High tensile Suit Mech & Hydraulic Bolt 4.5" suit Over-Ride Coupling BSW
B58HNG	4.5"	Bolt 5/8 High Tensile Non Greaseable
B58HNG-Z	4.5"	Zinc Bolt 5/8 High Tensile Non Greaseable
BPNUT-MO	1.0"	Nut and Bolt for Backing Plate Mechanical Override
NO1	1/2"	Nut Nyloc 1/2"
NO2	9/16"	Nut Nyloc 9/16"
NO3	5/8"	Nut Nyloc 5/8"
BPNUT	7/16"	Electric Backing Plate Nut Nyloc 7/16"
NUT	1/2"	Nut Standard

* All Trailer Spare Parts Bolts include nuts.

GREASABLE


PART NO:	SIZE:	DETAILS:
B58H	4.5"	Greaseable 5/8 Bolt HT 16x1.5 High Tensile with Grease Nipple UNF
BRR	4.5"	Bolt 19mm for Rocker Roller (UNF)
SP58G	3.5"	5/8" Shackle Bolt & Nut Greaseable

SPRING BUSHES

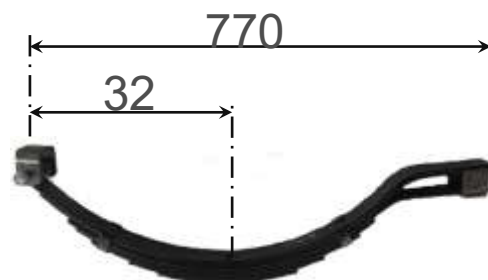

PART NO:	SIZE:	DETAILS:
NYB45-1/2	45mm x 1/2"	Nylon Bush
NYB45-5/8	45mm x 5/8"	Nylon Bush
NYB45-9/16	45mm x 9/16"	Nylon Bush
YB60-5/8	60mm x 5/8"	Nylon Bush
STBUSH60-5/8	60mm x 5/8"	Steel Bush

SPRINGS & ACCESSORIES

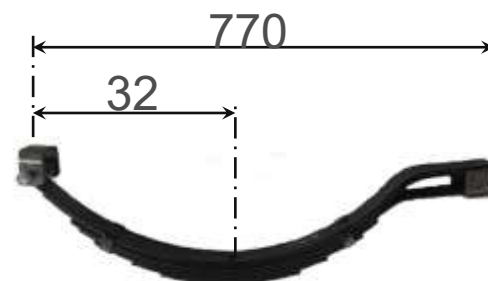
45mm EYE to SLIPPER SPRINGS



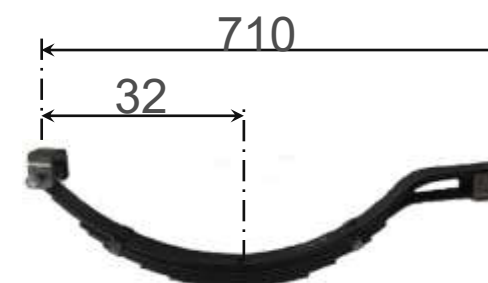
PART NO:	RATING:	DETAILS: BLACK
S3ES45	600kg	45mm x 6mm x 770mm 3 Leaf Slipper
S4ES45	700kg	45mm x 6mm x 765mm 4 Leaf Slipper
S5ES45	900kg	45mm x 6mm x 770mm 5 Leaf Slipper
S6ES45	1100kg	45mm x 6mm x 765mm 6 Leaf Slipper Spring
S7ES45	1200kg	45mm x 6mm x 765mm 7 Leaf Slipper
S9ES45	1400kg	45mm x 6mm x 765mm 9 Leaf Slipper



PART NO:	RATING:	DETAILS: BLACK
S3ES45-8	800kg	45mm x 8mm x 765mm 3 Leaf Slipper
S4ES45-8	1000kg	45mm x 8mm x 765mm 4 Leaf Slipper
S5ES45-8	1250kg	45mm x 8mm x 770mm 5 Leaf Slipper
S6ES45-8	1400kg	45mm x 8mm x 765mm 6 Leaf Slipper
S7ES45-8	1600kg	45mm x 8mm x 765mm 7 Leaf Slipper



PART NO:	RATING:	DETAILS: BLACK
S3ES45-8-28	900kg	45mm x 8mm x 710mm 3 Leaf Slipper
S4ES45-8-28	1000kg	45mm x 8mm x 710mm 4 Leaf Slipper Galvanized
S5ES45-8-28	1250kg	45mm x 8mm x 710mm 5 Leaf Slipper
S6ES45-8-28	1500kg	45mm x 8mm x 710mm 6 Leaf Slipper
S9ES45X1.9	1900kg	45mm x 6mm x 765mm 9 Leaf Slipper Galvanized

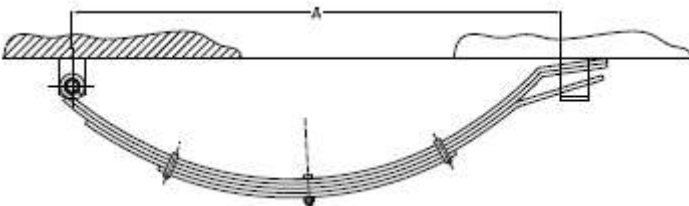
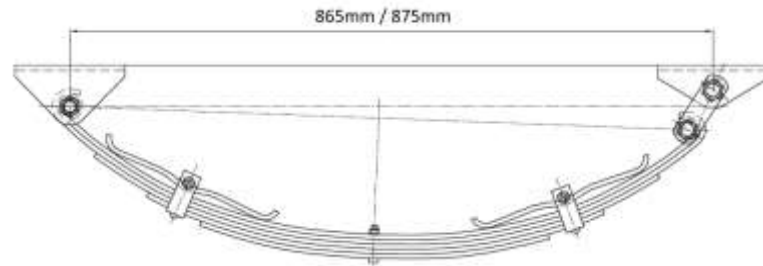
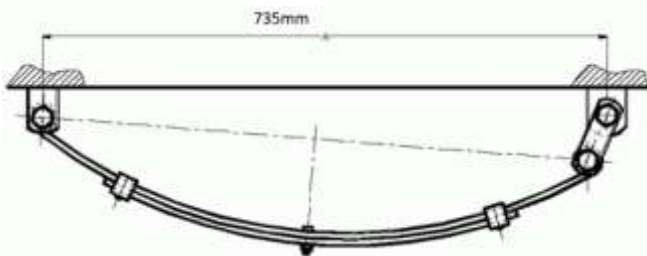
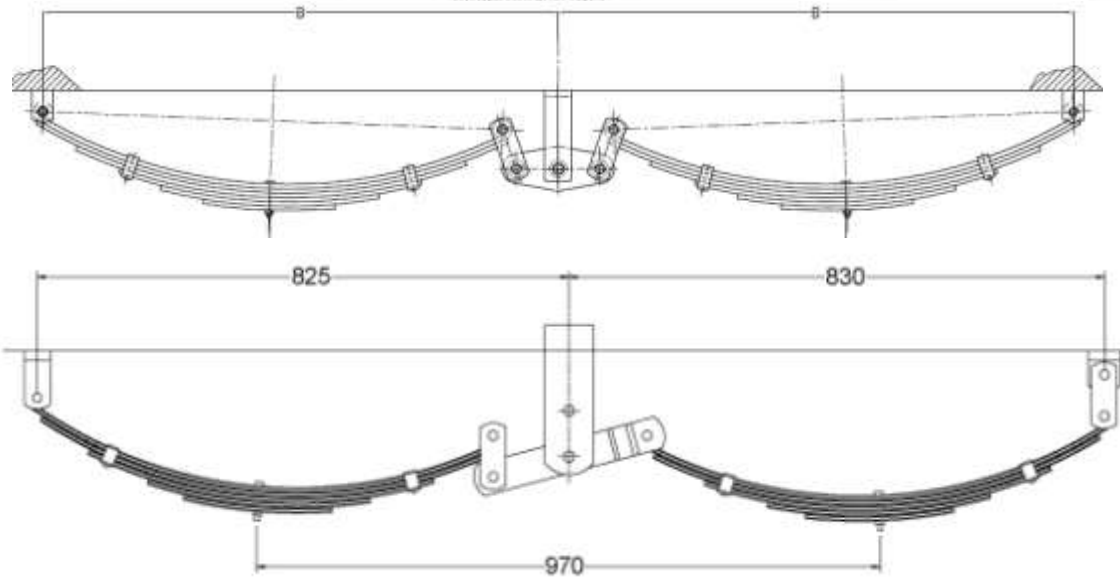
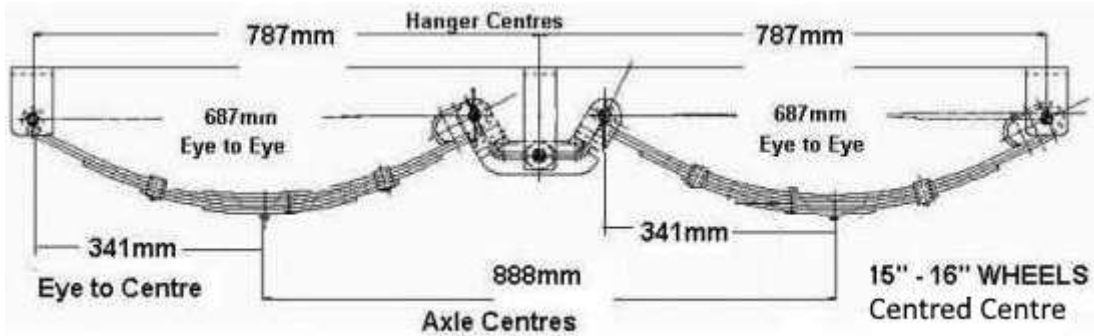
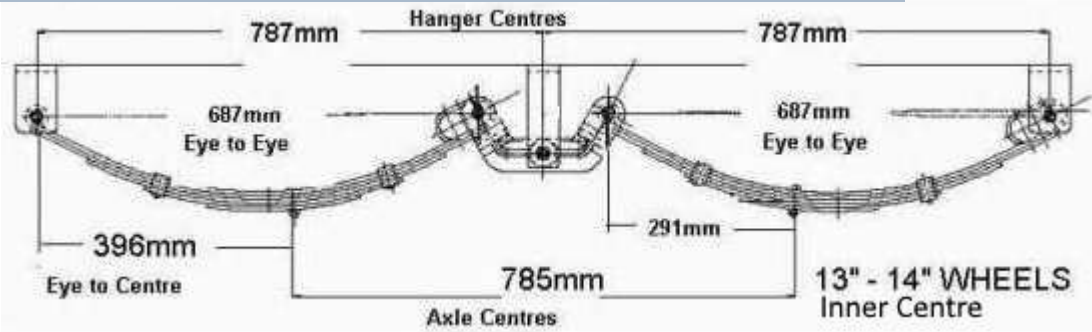


ORACC-ES-45	Hanger Kit to suit 45mm ES Springs: 2x Front Hangers 2x Rear Hangers 2x Axle Pads 2x HT Greasable Bolts 4x U-bolt's 1/2 2x HT Non-Greasable Bolts 2x Fish 1/2"45mm Slotted Plates
-------------	--





PART NO:	RATING:	DETAILS:	PART NO:	RATING:	DETAILS:
S3ES45-D	600kg	45mm x 6mm x 765mm 3 Leaf Slipper Dacromated	S6ES45-D	1100kg	45mm x 6mm x 765mm 6 Leaf Slipper Decorated
S4ES45-D	700kg	45mm x 6mm x 710mm 4 Leaf Slipper Dacromated	S6ES45-G	1100kg	45mm x 6mm x 765mm 6 Leaf Slipper Galvanized
			S6ES45-8-D	1400kg	45mm x 8mm x 710mm 6 Leaf Slipper
S3ES45-G	600kg	45mm x 6mm x 765mm 3 Leaf Slipper Galvanized	S6ES45-8-G	1500kg	45mm x 8mm x 710mm 6 Leaf Slipper
S3ES45-8-G	800kg	45mm x 8mm x 765mm 3 Leaf Slipper Galvanized	S7ES45-G	1350kg	45mm x 6mm x 765mm 7 Leaf Slipper
			S7ES45-D	1200kg	45mm x 6mm x 765mm 7 Leaf Slipper
			S7ES45-8-D	1600kg	45mm x 8mm x 710mm 7 Leaf Slipper
			S9ES45-D	1400kg	45mm x 6mm x 765mm 9 Leaf Slipper Dacromated
S4ES45-G	900kg	45mm x 6mm x 710mm 4 Leaf Slipper Galvanized			
S4ES45-8-D	1000kg	45mm x 8mm x 765mm 4 Leaf Slipper Dacromated			
S4ES45-8-G	1000kg	45mm x 8mm x 765mm 4 Leaf Slipper Galvanized			
S5ES45-D	900kg	45mm x 6mm x 770mm 5 Leaf Slipper Dacromated			
S5ES45-G	900kg	45mm x 6mm x 770mm 5 Leaf Slipper Dacromated			
S5ES45-8-D	1250kg	45mm x 8mm x 770mm 5 Leaf Slipper Dacromated			
S5ES45-8-G	1250kg	45mm x 8mm x 770mm 5 Leaf Slipper			





PART NO:	RATING:	DETAILS:
S3ES45	600kg	45mm x 6mm x 770mm 3 Leaf Slipper
S3ES45-D	600kg	45mm x 6mm x 765mm 3 Leaf Slipper Dacromated
S3ES45-G	600kg	45mm x 6mm x 765mm 3 Leaf Slipper Galvanized
S3ES45-8	800kg	45mm x 8mm x 765mm 3 Leaf Slipper
S3ES45-8-G	800kg	45mm x 8mm x 765mm 3 Leaf Slipper Galvanized
S3ES45-8-28	900kg	45mm x 8mm x 710mm 3 Leaf Slipper
S4ES45	700kg	45mm x 6mm x 765mm 4 Leaf Slipper
S4ES45-D	700kg	45mm x 6mm x 710mm 4 Leaf Slipper Dacromated
S4ES45-G	900kg	45mm x 6mm x 710mm 4 Leaf Slipper Galvanized
S4ES45-8	1000kg	45mm x 8mm x 765mm 4 Leaf Slipper
S4ES45-8-D	1000kg	45mm x 8mm x 765mm 4 Leaf Slipper Dacromated
S4ES45-8-G	1000kg	45mm x 8mm x 765mm 4 Leaf Slipper Galvanized
S4ES45-8-28	1000kg	45mm x 8mm x 710mm 4 Leaf Slipper Galvanized
S5ES45	900kg	45mm x 6mm x 770mm 5 Leaf Slipper
S5ES45-D	900kg	45mm x 6mm x 770mm 5 Leaf Slipper Dacromated
S5ES45-G	900kg	45mm x 6mm x 770mm 5 Leaf Slipper Dacromated
S5ES45-8	1250kg	45mm x 8mm x 770mm 5 Leaf Slipper
S5ES45-8-D	1250kg	45mm x 8mm x 770mm 5 Leaf Slipper Dacromated
S5ES45-8-G	1250kg	45mm x 8mm x 770mm 5 Leaf Slipper
S5ES45-8-28	1250kg	45mm x 8mm x 710mm 5 Leaf Slipper

PART NO:	RATING:	DETAILS:
S6ES45	1100kg	45mm x 6mm x 765mm 6 Leaf Slipper Spring
S6ES45-D	1100kg	45mm x 6mm x 765mm 6 Leaf Slipper Decorated
S6ES45-G	1100kg	45mm x 6mm x 765mm 6 Leaf Slipper Galvanized
S6ES45-8	1400kg	45mm x 8mm x 765mm 6 Leaf Slipper
S6ES45-8-D	1400kg	45mm x 8mm x 710mm 6 Leaf Slipper
S6ES45-8-G	1500kg	45mm x 8mm x 710mm 6 Leaf Slipper
S6ES45-8-28	1500kg	45mm x 8mm x 710mm 6 Leaf Slipper
S7ES45	1200kg	45mm x 6mm x 765mm 7 Leaf Slipper
S7ES45-G	1350kg	45mm x 6mm x 765mm 7 Leaf Slipper
S7ES45-D	1200kg	45mm x 6mm x 710mm 7 Leaf Slipper
S7ES45-8	1600kg	45mm x 8mm x 765mm 7 Leaf Slipper
S7ES45-8-D	1600kg	45mm x 8mm x 710mm 7 Leaf Slipper
S9ES45	1400kg	45mm x 6mm x 710mm 9 Leaf Slipper
S9ES45-D	1400kg	45mm x 6mm x 710mm 9 Leaf Slipper Dacromated
S9ES45X1.9	1900kg	45mm x 6mm x 760mm 9 Leaf Slipper Galvanized

ORACC-ES-45	Hanger Kit to suit 45mm ES Springs: 2x Front Hangers 2x Rear Hangers 2x Axle Pads 2x HT Greasable Bolts 4x U-bolts 1/2 2x HT Non-Greasable Bolts 2x Fish 1/2"45mm Slotted Plates
-------------	---

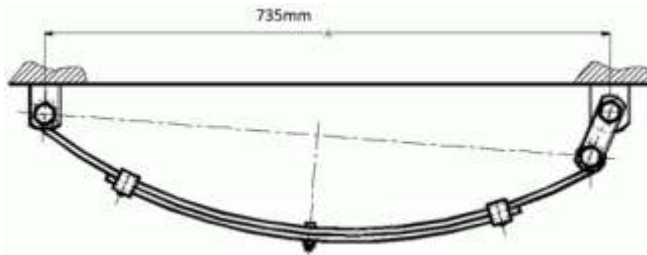


ORACC-ES-45

45MM EYE & EYE SPRINGS

PART NO:	SET RATING:	DETAILS:
S4EE45-8	1000kg	45mm x 710mm x 8mm 4 Leaf Eye to Eye
S4EE45-8-G-C	1000Kg	45mm x 710mm x 8mm 4 Leaf Eye to Eye
S5EE45-8	1200kg	45mm x 710mm x 8mm 5 Leaf Eye to Eye
S5EE45-8-G-C	1200kg	45mm x 710mm x 8mm 5 Leaf Eye to Eye
S6EE45-8	1400kg	45mm x 710mm x 8mm 6 Leaf Eye to Eye
S7EE45-8	1600kg	45mm x 710mm x 8mm 7 Leaf Eye to Eye
S8EE45-8	1900kg	45mm x 710mm x 8mm 8 Leaf Eye to Eye

ORACC-EE-45	Hanger Kit to suit 45mm EE Springs Single Axle: 2x Dumjacks, 2x Hangers, 4X Shackle Plates. 2x Axle Pads 2x HT Greasable Bolts, 4x U-bolts 1/2, 4x HT Non-Greasable Bolts, 2x Fish 1/2"45mm Slotted Plates
-------------	---

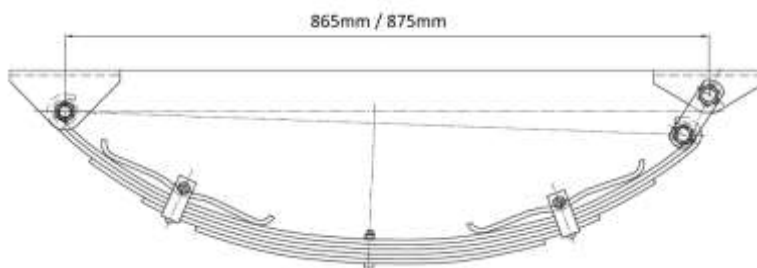


ORACC-EE-45

OFF ROAD REBOUND SUSPENSION KIT

PART NO:	RATING:	DETAILS:
S7OF	1500kg	2 x 7 Leaf 60x7mm Off Road Eye to Eye Rebound Springs, 2x Dumjacks, 2x Hangers, 4X Shackle Plates, 2x Axle Pads, 2x HT Greasable Bolts, 4x U-bolts 5/8, 4x HT Non-Greasable Bolts, 2x Fish 5/8"60mm Slotted Plates
S9OF	2000kg	2 x 9 Leaf 60x7mm Off Road Eye to Eye Rebound Springs, 2x Dumjacks, 2x Hangers, 4X Shackle Plates, 2x Axle Pads, 2x HT Greasable Bolts, 4x U-bolts 5/8, 4x HT Non-Greasable Bolts, 2x Fish 5/8"60mm Slotted Plates

ORACC-60	Hanger Kit to suit 60mm EE Springs: 2x Dumjacks, 2x Hangers, 4X Shackle Plates. 2x Axle Pads, 2x HT Greasable Bolts, 4x U-bolt's 5/8, 4x HT Non-Greasable Bolts, 2x Fish 5/8"60mm Slotted Plates
----------	---

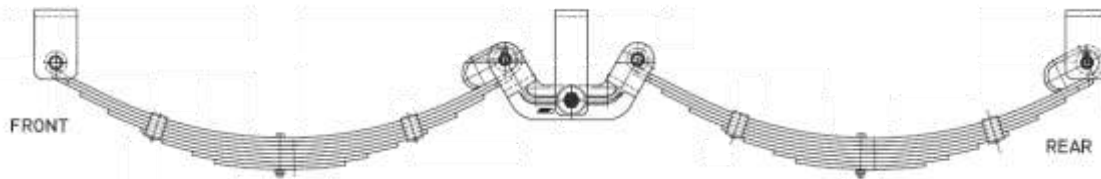


ORACC-60

ROCKER ROLLER SPRINGS SETS

PART NO:	RATING:	DETAILS: BLACK
S5RR	2000kg	5 Leaf Rocker Roller Set Black 60x6mm (to Suit 14" Tyres)
S6RR	2500kg	6 Leaf Rocker Roller Set Black 60x6mm (to Suit 14" Tyres)
S7RR	3000kg	7 Leaf Rocker Roller Set Black 60x6mm (to Suit 14" Tyres)
S7RR-15	3000kg	7 Leaf Rocker Roller Set Black 60x6mm (to Suit 15/16" Tyres)
S8RR	3500kg	8 Leaf Rocker Roller Set Black 60x6mm (to Suit 14" Tyres)
S9RR	4500kg	9 Leaf Rocker Roller Set Black 60x6mm (to Suit 14" Tyres)

PART NO:	RATING:	DETAILS: DECROMATED
S5RR-D	2000kg	5 Leaf Rocker Roller Set Decromated 60x6mm (to Suit 14" Tyres)
S6RR-D	2500kg	6 Leaf Rocker Roller Set Decromated 60x6mm (to Suit 14" Tyres)
S7RR-D	3000kg	7 Leaf Rocker Roller Set Decromated 60x6mm (to Suit 14" Tyres)
S7RR-15-D	3000kg	7 Leaf Rocker Roller Set Decromated 60x6mm (to Suit 15/16" Tyres)
S8RR-D	3500kg	8 Leaf Rocker Roller Set Decromated 60x6mm (to Suit 14" Tyres)
S9RR-D	4500kg	9 Leaf Rocker Roller Set Decromated 60x6mm (to Suit 14" Tyres)



ROCKER ROLLER SINGLE SPRINGS

PART NO:	DETAILS:
JS-S5RR-SINGLE	5 Leaf Rocker Roller Black 60x6mm, Off-centre Bolt
JS-S6RR-SINGLE	6 Leaf Rocker Roller Black 60x6mm , Off-centre Bolt
JS-S7RR-SINGLE	7 Leaf Rocker Roller Black 60x6mm , Off-centre Bolt
JS-S7RR-SIN. CENT	7 Leaf Rocker Roller Black 60x7mm , Centre Bolt
JS-S9RR-SINGLE	9 Leaf Rocker Roller Black 60x7mm , Centre Bolt



ROCKER ROLLER HANGER KITS

PART NO:	DETAILS:
RRACC	Rocker Roller Accessories Kit: 2 Front Hangers, 2 Rear Hangers, 8 Shackle Plates, 2 Centre Perches, 2 Rocker Arms & Hardware to suit 60mm Springs.
RACC	Rocker Accessories Kit: 2 Front Hangers, 2 Rear Hangers, 8 Shackle Plates, 2 Centre Perches, 2 Rocker Arms & Hardware to suit 60mm Springs.



ROUND

ROUND 1/2"

PART NO:	DIMENSIONS	DETAILS:
UR39X4	Round 39mm X 4"	Zinc
UR39X4.5	Round 39mm X 4.5"	Zinc
UR39X5	Round 39mm X 5"	Zinc
UR39X5.5	Round 39mm X 5.5"	Zinc
UR39X4-G	Round 39mm X 4"	Gal
UR39X4.5-G	Round 39mm X 4.5"	Gal
UR39X5-G	Round 39mm X 5"	Gal
UR39X5.5-G	Round 39mm X 5.5"	Gal



UR45x4	Round 45mm X 4"	Zinc
UR45x4.5	Round 45mm X 4.5"	Zinc
UR45x5	Round 45mm X 5"	Zinc
UR45x5.5	Round 45mm X 5.5"	Zinc
UR45x6	Round 45mm X 6"	Zinc
UR45x4-G	Round 45mm X 4"	Gal
UR45x4.5-G	Round 45mm X 4.5"	Gal
UR45x5-G	Round 45mm X 5"	Gal
UR45x5.5-G	Round 45mm X 5.5"	Gal



UR50x5.5	Round 50mm X 5.5"	Zinc
UR50x5-G	Round 50mm X 5"	Gal
UR50x6-G	Round 50mm X 6"	Gal
UR50x7-G	Round 50mm X 7"	Gal


SQUARE 1/2"

PART NO:	DIMENSIONS	DETAILS:
US40x4	Square 40mm X 4"	Zinc
US40x4.5	Square 40mm X 4.5"	Zinc
US40x5	Square 40mm X 5"	Zinc
US40x5.5	Square 40mm X 5.5"	Zinc
US40x4-G	Square 40mm X 4"	Gal
US40x4.5-G	Square 40mm X 4.5"	Gal
US40x5-G	Square 40mm X 5"	Gal
US40x5.5-G	Square 40mm X 5.5"	Gal

**JOCKEY WHEEL
UBOLTS**

PART NO:	DIMENSIONS	DETAILS:
USJ1	Square 75mm X 3"	Zinc For JW
USJ2	Square 100mm X 3"	Zinc For JW
USJ1-G	Square 75mm X 3"	Gal For JW
USJ2-G	Square 100mm X 4"	Gal For JW
USJ3-G	Square 75mm X 5"	Gal
USJ4-G	Square 60mm X 4.3"	Gal
USJ5-G	Square 60mm X 5.3"	Gal

US45X4.5	Square 45mm X 4.5"	Zinc
US45X5	Square 45mm X 5"	Zinc
US45X5.5	Square 45mm X 5.5"	Zinc
US45X6	Square 45mm X 6"	Zinc
US45X4.5-G	Square 45mm X 4.5"	Gal
US45X5-G	Square 45mm X 5"	Gal
US45X5.5-G	Square 45mm X 5.5"	Gal
US45X6-G	Square 45mm X 6"	Gal
US45X7-G	Square 45mm X 7"	Gal

**SQUARE 5/8
UBOLTS**

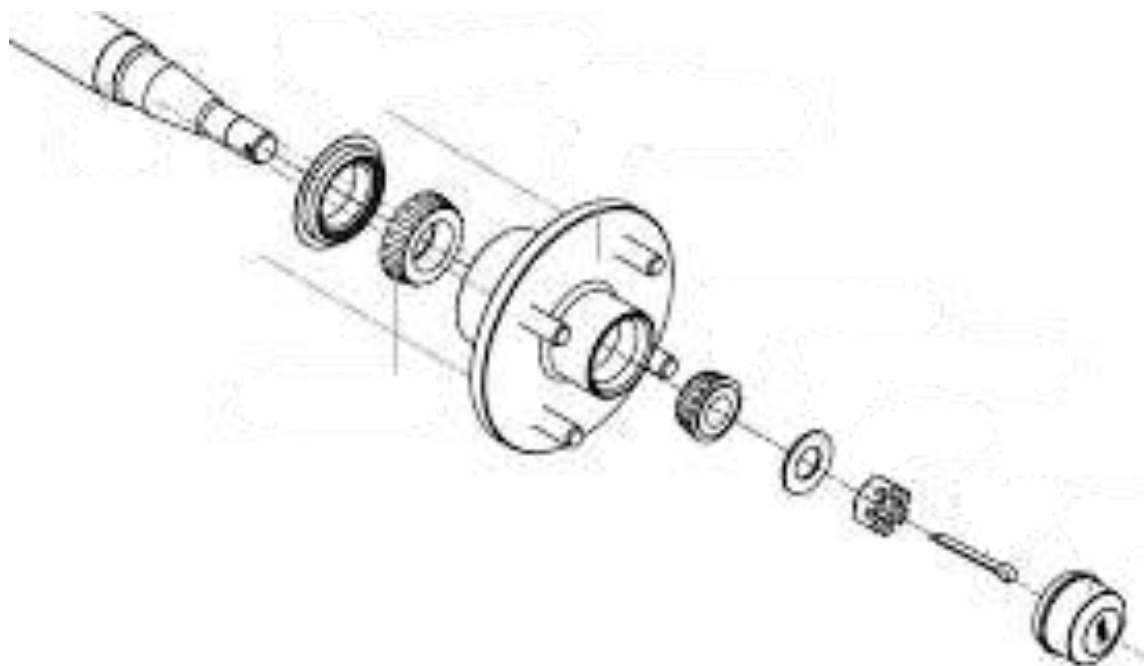
PART NO:	DIMENSIONS	DETAILS:
US45X658	Square 45mm x 6" 5/8"	Zinc
US50X658	Square 50mm x 6" 5/8"	Zinc
US50x758	Square 50mm X 7" 5/8"	Zinc
US50x758-G	Square 50mm X 7" 5/8"	Gal

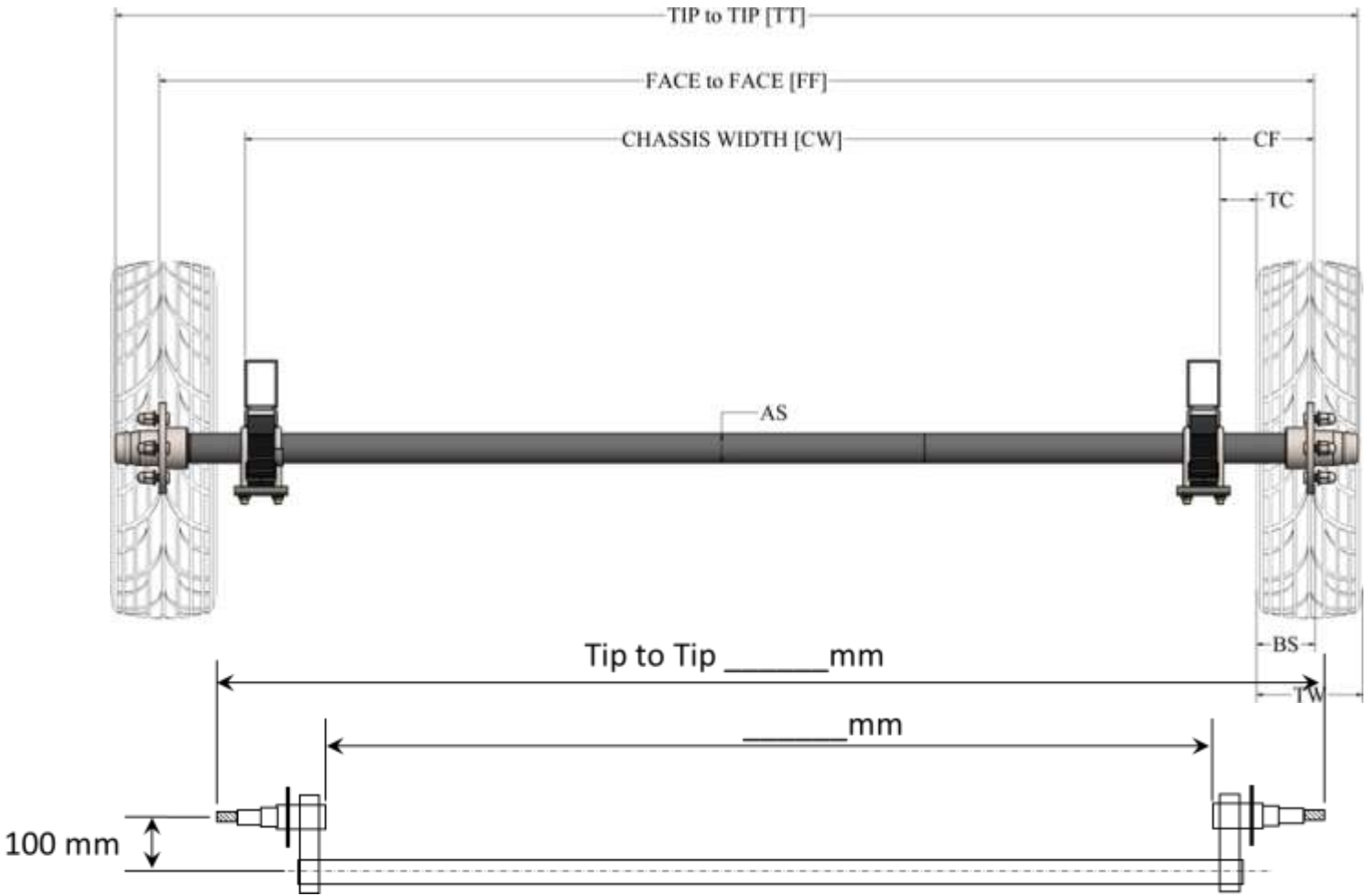
US50x4.5	Square 50mm X 4.5"	Zinc
US50x5	Square 50mm X 5"	Zinc
US50x5.5	Square 50mm X 5.5"	Zinc
US50x6	Square 50mm X 6"	Zinc
US50x3-G	Square 50mm X 3"	Gal
US50x4-G	Square 50mm X 4"	Gal
US50x4.5-G	Square 50mm X 4.5"	Gal
US50x5-G	Square 50mm X 5"	Gal
US50x5.5-G	Square 50mm X 5.5"	Gal
US50x6-G	Square 50mm X 6"	Gal
US50x7-G	Square 50mm X 7"	Gal





Trailer Spare Parts Australia is proud to be able to provide our customers with the ability to customise their axles to length and bearing type. Our beams are cut and machined down to your required specifications. All our steel is solid high-grade steel and passes all Australia standard tests with flying colours. All quality tested after manufacturing, we want to ensure nothing but quality leaves our warehouse doors.





Axle	Part No.	Metal	Bearings	Rated
39 Round	AXR39x 52" - 79"	Natural Galvanised	LM Holden Turn 1910/49 & 67010/48	1000kg
40 Square	AXS40x 63" - 98"	Natural Galvanised	LM Holden Turn 1910/49 & 67010/48	1000kg
45 Square	AXS45x 63" - 98"	Natural Galvanised	SL Ford Turn 12749/10 & 68149/10	1500kg
			SL Parallel 68149/10 & 68149/10	1800kg
45 Round	AXR45x 63" - 98"	Natural Galvanised	SL Ford Turn 12749/10 & 68149/10	1300kg
50 Square	AXS50x 63" - 98"	Natural Galvanised	SL Ford Turn 12749/10 & 68149/10	1500kg
			SL Parallel 68149/10 & 68149/10	1800kg
			Dexter Turn 25580 & 15123	2250kg



PART NO:	DESCRIPTION
AXNUT	Crown Nut Suits SL & LM axles
AXNUT-P	Crown Nut Suits Parallel & Dexter axles
SPIN	S-Pin for SL and LM axles
SPIN-P	S-Pin Parallel & Dexter axles
AXWSHR	Washer for SL and LM axles
AXWSHR-P-SLIM	Washer for Parallel & Dexter axles

OVERLAY AXLES

Overlay Axles are perfect to add or take away height from your trailer. All our standard axle sizes are available in an overlay setup and maintain the same weight ratings as our regular axles. Ask us about our overlay axles today.


39 Round Overlay	AXR39x52" - 79"
40 Square Overlay	AXS40x63" - 98"
45 Square Overlay	AXS45x63" - 98"
45 Round Overlay	AXR45x63" - 98"
50 Square Overlay	AXS50x63" - 98"



4" DROP AXLES

Drop Axles are perfect to add or take away height from your trailer. All our standard axle sizes are available in an 4" drop and maintain the same weight ratings as our regular axles. Ask us about our Drop Axles today.

39 Round 4" Drop	AXR39x52" - 79"
40 Square 4" Drop	AXS40x63" - 97"
45 Square 4" Drop	AXS45x63" - 97"
45 Round 4" Drop	AXR45x63" - 97"
50 Square 4" Drop	AXS50x63" - 97"



STUB AXLES

Stub axles available in 200mm 250mm and 300mm overall length.

39 Round Stub	SXR39x52" - 79"
40 Square Stub	SXS40x63" - 97"
45 Square Stub	SXS45x63" - 97"
45 Round Stub	SXR45x63" - 97"
50 Square Stub	SXS50x63" - 97"



TIMKEN



GRS-45G

Made in USA

PART NO:	DETAILS:
GRS-45G	Premium Timken hi-temp, red grease suitable to disc and drum bearing applications. 425g

BEARING SETS

PART NO:	MAKE:	DETAILS:
B-LM-IO-S-TIM	LM Holden	TIMKEN - Set in Blister Pack Bearings, Cones & Oil Seal L67048/10 - LM11949/10
B-LM-IO-S-M-TIM	LM Holden	TIMKEN - Set in Blister Pack Bearings, Cones & Marine Oil Seal L67048/10 - LM11949/10
B-SL-IO-S-TIM	SL Ford	TIMKEN - Set in Blister Pack Ford Includes Oil Seal L68149/10 - LM12749/10
B-SL-IO-S-M-TIM	SL Ford	TIMKEN - Set in Blister Pack Bearings, Cones & Marine Oil Seal L68149/10 - LM12749/10
B-P-IO-TIM	Parallel	TIMKEN - Set in In Box Bearings & Cones LM12749/10
B-D-IO-TIM	Dexter	TIMKEN - Set in In Box Bearings & Cones Inner: 25580 Outer:15123

BEARINGS INDIVIDUALS

B-SL-I-TIM	SL Ford	TIMKEN - Inner bearing In box Bearing & Cone LM68149/10
B-SL-O-TIM	SL Ford	TIMKEN - Outer bearing In box Bearing & Cone <i>Also for use with parallel axles</i> LM12749/10
B-D-I-TIM	Dexter	TIMKEN - Dexter Inner In box Bearing & Cone 25580/20
	Dexter	TIMKEN - Dexter Outer In box Bearing & Cone 15123/15245

Timken® engineered bearings feature precision tolerances, proprietary internal geometries and quality materials. Timken bearings deliver strong performance, consistently and reliably.



BEARING SETS

PART NO:	MAKE:	DETAILS:
B-LM-IO-JAP	LM Holden	KOYO- LM Holden In Box Bearings & Cones L67048/10 - LM11949/10
B-SL-IO-JAP	SL Ford	KOYO - SL Ford In Box Bearings & Cones L68149/10 - LM12749/10
B-P-IO-JAP	Parallel	KOYO - Parallel In Box Bearings & Cones LM12749/10
B-D-IO-JAP	Dexter	DEXTER - Dexter Outer & Inner In Box Bearings & Cones Inner: 25580 Outer:15123

BEARINGS INDIVIDUALS

B-LM-I-JAP	LM Holden	KOYO - LM Holden Inner bearing In box Bearing & Cone LM67048/10
B-LM-O-JAP	LM Holden	KOYO - LM Holden Outer bearing In box Bearing & Cone LM11949/10
B-SL-I-JAP	SL Ford	KOYO - Ford SL Inner bearing In box Bearing & Cone LM68149/10 <i>Also for use with parallel axles</i>
B-SL-O-JAP	SL Ford	KOYO - Ford SL Outer bearing In box Bearing & Cone LM12749/10
B-D-I-JAP	Dexter	KOYO - Dexter Inner In Box Bearing & Cone 25580/20
B-D-O-JAP	Dexter	KOYO - Dexter Outer In Box Bearing & Cone 15123/15245

TSPA supplies high quality Japanese bearings. Supply of Koyo or Nachi brands are subject to product availability.

BEARING SETS

PART NO:	MAKE:	DETAILS:
B-LM-IO-REG	LM Holden	Bearing Set, Bearings & Cones L67048/10 - LM11949/10
B-LM-IO-B-REG	LM Holden	Bearing Set in Blister Pack Bearings, Cones, S/Pin & Oil Seal L67048/10 - LM11949/10
B-LM-IO-M-B-REG	LM Holden	Bearing Set in Blister Pack Bearings, Cones, S/Pin & Marine Oil Seal L67048/10 - LM11949/10
B-SL-IO-REG	SL Ford	Bearing Set Bearings & Cones L68149/10 - LM12749/10
B-SL-IO-S-B-REG	SL Ford	Bearing Set in Blister Pack Bearings, Cones, S/Pin & Oil Seal L68149/10 - LM12749/10
B-SL-IO-S-M-B-REG	SL Ford	Bearing Set in Blister Pack Bearings, Cones, S/Pin & Marine Oil Seal L68149/10 - LM12749/10
B-P-IO-REG	Parallel	Bearing Set Bearings & Cones LM12749/10 - LM12749/10
B-D-IO-REG	Dexter	Bearing Set Bearings & Cones Inner: 25580 Outer:15123



BEARINGS INDIVIDUALS

B-LM-I-REG	LM Holden	LM Holden Inner Bearing Bearing & Cone L67048/10
B-LM-O-REG	LM Holden	LM Holden Outer Bearing Bearing & Cone LM11949/10
B-SL-I-REG	SL Ford	SL Ford Inner Bearing Bearing & Cone LM68149/10
B-SL-O-REG	SL Ford	SL Ford Outer Bearing Bearing & Cone LM12749/10
B-D-I-REG	Dexter	Dexter Inner Bearing Bearing & Cone 25580/20
B-D-O-REG	Dexter	Dexter Outer Bearing Bearing & Cone 15123/45
B-D1.8-I-REG	USA Dexter 1.8T	Inner Bearings to suit 1.8T USA Dexter Bearing & Cone L68149/11
B-D1.8-O-REG	USA Dexter 1.8T	Outer Bearings to suit 1.8T USA Dexter Bearing & Cone L44649/10




BUDY
BUDY-S

DCAP

DCAP-P

DCAP-D

OS-LM

OS-SL

OS-LMM

OS-SLM

OS-DX

**OS-DX-
1.8TUSA**

OS-ALKO-2T

PART NO:	DETAILS:
BUDY	Bearing Buddy Chrome
BUDY-S	Bearing Buddy Stainless Steel Pack of two
DCAP	Dust Cap For SL & LM 45mm Diameter
DCAP-P	Dust Cap For Parallel 63mm Diameter
DCAP-D	Dust Cap For Dexter 62mm Diameter
OS-LM	Oil Seal Suits LM Bearing 35mm Inner 59mm Outer Diameter
OS-SL	Oil Seal Suits SL Bearing 41mm Inner 59mm Outer Diameter
OS-LMM	Marine Oil Seal Suits LM Bearing
OS-SLM	Marine Oil Seal Suits SL Bearing
OS-DX	Oil Seal Suits Dexter Hub Seal 49.2mm Inner 85.73mm Outer Diameter
OS-DX-1.8TUSA	Oil Seal Suits Dexter USA 1.8T Hubs 43.00mm Inner 64.98mm Outer Diameter
OS-ALKO-2T	Oil Seal Suits ALKO 2T Seal

STUDS, NUTS & AXLE NUTS

WNT-F

WNT-H

WNT-L

WNT-AH

WNT-AF

WSD-F

WSD-H

WSD-L


AXNUT

AXNUT-P

SPIN

SPIN-P

AXWSHR

AXWSHR-P-SLIM

GRS-45G

PART NO:	DETAILS:
WNT-F	Wheel Nut Ford
WNT-H	Wheel Nut Holden
WNT-L	Wheel Nut Land cruiser
WNT-AH	Wheel Nut Alloy for Holden
WNT-AF	Wheel Nut Alloy for Ford & Land cruiser
WSD-F	Wheel Stud Ford
WSD-H	Wheel Stud Holden
WSD-LC	Wheel Stud Landcruiser
AXNUT	Castle Nut to suite LM & SL axle
AXNUT-P	Castle Nut to suite Dexter and Parallel axle
SPIN	Axle split pin to suit LM & SL
SPIN-P	Axle Split Pin to suit Dexter & Parallel
AXWSHR	Washer to suit LM & SL axle
AXWSHR-P-SLIM	Washer to suit Parallel & Dexter axle
GRS-45G	Premium Timken hi-temp, red grease suitable to disc and drum bearing applications. 425g



BRAKE DRUMS



FORD

PART NO:	DETAILS:	Bearings
D-F9-LM	9" Drum FORD, Bearings, Dust Cap, Oil Seal & Nuts	LM 1910/49 & 67010/48
D-F9-SL	9" Drum FORD, Bearings, Dust Cap, Oil Seal & Nuts	SL 12749/10 & 68149/10
D-F10-LM	10" Drum FORD, Bearings, Dust Cap, Oil Seal & Nuts	LM 1910/49 & 67010/48
D-F10-SL	10" Drum FORD, Bearings, Dust Cap, Oil Seal & Nuts	SL 12749/10 & 68149/10
D-F10-SPSL	10" Drum Parallel, Bearings, Dust Cap, Oil Seal & Nuts	Parallel 68149/10 & 68149/10
D-F10-USA1.8T	10" Drum USA1.8, Bearings, Dust Cap, Oil Seal & Nuts	Dexter USA LM68149/11 & L44649/10

HOLDEN

PART NO:	DETAILS:	Bearings
D-HQ9-LM	9" Drum HQ, Bearings, Dust Cap, Oil Seal & Nuts	LM 1910/49 & 67010/48
D-HQ9-SL	9" Drum HQ, Bearings, Dust Cap, Oil Seal & Nuts	SL 12749/10 & 68149/10
D-HQ10-LM	10" Drum HQ, Bearings, Dust Cap, Oil Seal & Nuts	LM 1910/49 & 67010/48
D-HQ10-SL	10" Drum HQ, Bearings, Dust Cap, Oil Seal & Nuts	SL 12749/10 & 68149/10
D-HQ10-ALCO-C	10" Drum HQ, Bearings, Dust Cap, Oil Seal & Nuts	Composite LM67048/10 & LM12749/10
D-HT9-LM	9" Drum HT, Bearings, Dust Cap, Oil Seal & Nuts	LM 1910/49 & 67010/48
D-HT9-SL	9" Drum HT, Bearings, Dust Cap, Oil Seal & Nuts	SL 12749/10 & 68149/10
D-HT10-LM	10" Drum HT, Bearings, Dust Cap, Oil Seal & Nuts	LM 1910/49 & 67010/48

LANDCRUISER

PART NO:	DETAILS:	Bearings
D-LC9-5LM	9" Drum LC 6 Stud, Bearings, Dust Cap, Oil Seal & Nuts	LM 1910/49 & 67010/48
D-LC9-5SL	9" Drum LC 6 Stud, Bearings, Dust Cap, Oil Seal & Nuts	SL 12749/10 & 68149/10
D-LC9-6LM	9" Drum LC 6 Stud, Bearings, Dust Cap, Oil Seal & Nuts	LM 1910/49 & 67010/48
D-LC9-6SL	9" Drum LC 6 Stud, Bearings, Dust Cap, Oil Seal & Nuts	SL 12749/10 & 68149/10
D-LC10-5SL	10" Drum LC 5 Stud, Bearings, Dust Cap, Oil Seal & Nuts	SL 12749/10 & 68149/10
D-LC10-6LM	10" Drum LC 6 Stud, Bearings, Dust Cap, Oil Seal & Nuts	LM 1910/49 & 67010/48
D-LC10-6SL	10" Drum LC 6 Stud, Bearings, Dust Cap, Oil Seal & Nuts	SL 12749/10 & 68149/10
D-LC10-5P	10" Drum LC 5 Stud, Bearings, Dust Cap, Oil Seal & Nuts	SL Parallel 68149/10 & 68149/10
D-LC10-6P	10" Drum LC 6 Stud, Bearings, Dust Cap, Oil Seal & Nuts	SL Parallel 68149/10 & 68149/10
D-LC12-6P	12" Drum LC 6 Stud, Bearings, Dust Cap, Oil Seal & Nuts	SL Parallel 68149/10 & 68149/10
D-LC12-5D	12" Drum LC 5 Stud, Bearings, Dust Cap, Oil Seal & Nuts	Dexter 25580 & 15123
D-LC12-6D	12" Drum LC 6 Stud, Bearings, Dust Cap, Oil Seal & Nuts	Dexter 25580 & 15123

FORD LAZY HUBS



PART NO:	DETAILS:	Metal	Bearings
HBFD-LM	Ford Hub, 5 Stud, Bearings, Dust Cap, Oil Seal & Nuts	Black	LM 1910/49 & 67010/48
HBFD-SL	Ford Hub, 5 Stud, Bearings, Dust Cap, Oil Seal & Nuts	Black	SL 12749/10 & 68149/10
HBFDG	Ford Hub GAL, 5 Stud, Bearings, Dust Cap, Oil Seal & Nuts	Gal	LM 1910/49 & 67010/48
HBFD-P	Ford Hub, 5 Stud, Bearings, Dust Cap, Oil Seal & Nuts	Black	SL Parallel 68149/10 & 68149/10



HOLDEN LAZY HUBS

PART NO:	DETAILS:	Metal	Bearings
HBHQG	HQ Hub, 5 Stud, Bearings, Dust Cap, Oil Seal & Nuts	Gal	LM 1910/49 & 67010/48
HBHQ	HQ Hub, 5 Stud, Bearings, Dust Cap, Oil Seal & Nuts	Black	LM 1910/49 & 67010/48
HBHTG	HT Hub, 5 Stud, Bearings, Dust Cap, Oil Seal & Nuts	Gal	LM 1910/49 & 67010/48
HBHT	HT Hub, 5 Stud, Bearings, Dust Cap, Oil Seal & Nuts	Black	LM 1910/49 & 67010/48



LANDCRUISER

PART NO:	DETAILS:	Metal	Bearings
HBLC5-P	LC Hub, 5 Stud, Bearings, Dust Cap, Oil Seal & Nuts	Black	SL Parallel 68149/10 & 68149/10
HBLC5-D	LC Hub, 5 Stud, Bearings, Dust Cap, Oil Seal & Nuts	Black	Dexter 25580 & 15123
HBLC5-LM	LC Hub, 5 Stud, Bearings, Dust Cap, Oil Seal & Nuts	Black	LM 1910/49 & 67010/48
HBLC5-SL	LC Hub, 5 Stud, Bearings, Dust Cap, Oil Seal & Nuts	Black	SL 12749/10 & 68149/10
HBLC6-LM	LC Hub, 6 Stud, Bearings, Dust Cap, Oil Seal & Nuts	Black	LM 1910/49 & 67010/48
HBLC6-SL	LC Hub, 6 Stud, Bearings, Dust Cap, Oil Seal & Nuts	Black	SL 12749/10 & 68149/10
HBLC6-P	LC Hub, 6 Stud, Bearings, Dust Cap, Oil Seal & Nuts	Black	SL Parallel 68149/10 & 68149/10
HBLC6-	LC Hub, 6 Stud, Bearings, Dust	Gal	SL



OTHER

PART NO:	DETAILS:	Metal	Bearings
HBGEM	Gemini Hub, 4 Stud, Bearings, Dust Cap, Oil Seal & Nuts	Black	LM 1910/49 & 67010/48
HBNIS	Nissan Hub, 4 Stud, Bearings, Dust Cap, Oil Seal & Nuts	Black	LM 1910/49 & 67010/48



DISK BRAKE HUBS

FORD

PART NO:	DETAILS:	Metal	Bearings
HD-FD-SL	10" Ford Disk Hub, 5 Stud, Bearings, Dust Cap, Oil Seal & Nuts	Black	SL 12749/10 & 68149/10
HD-FDG-SL	10" Ford Disk Hub, 5 Stud, Bearings, Dust Cap, Oil Seal & Nuts	Gal	SL 12749/10 & 68149/10
HD-FD-LM	10" Ford Disk Hub, 5 Stud, Bearings, Dust Cap, Oil Seal & Nuts	Black	LM 1910/49 & 67010/48
HD-FDG-LM	10" Ford Disk Hub, 5 Stud, Bearings, Dust Cap, Oil Seal & Nuts	Gal	LM 1910/49 & 67010/48
JS-HD-FDG-PL	10" Ford Disk Hub, 5 Stud, Bearings, Dust Cap, Oil Seal & Nuts	Gal	SL Parallel 68149/10 & 68149/10
JS-HD-FD-USA 1.8T	10" Ford Disk Hub, 5 Stud, Bearings, Dust Cap, Oil Seal & Nuts	Black	Dexter USA LM68149/11 & L44649/10



HOLDEN

PART NO:	DETAILS:	Metal:	Bearings
HD-HQ-SL	10" HQ Disk Hub, 5 Stud, Bearings, Dust Cap, Oil Seal & Nuts	Black	SL 12749/10 & 68149/10
HD-HQ-LM	10" HQ Disk Hub, 5 Stud, Bearings, Dust Cap, Oil Seal & Nuts	Black	LM 1910/49 & 67010/48
HD-HQG-SL	10" HQ Disk Hub, 5 Stud, Bearings, Dust Cap, Oil Seal & Nuts	Gal	SL 12749/10 & 68149/10
HD-HQG-LM	10" HQ Disk Hub, 5 Stud, Bearings, Dust Cap, Oil Seal & Nuts	Gal	LM 1910/49 & 67010/48
HD-HT-SL	10" HQ Disk Hub, 5 Stud, Bearings, Dust Cap, Oil Seal & Nuts	Black	SL 12749/10 & 68149/10
HD-HT-LM	10" HQ Disk Hub, 5 Stud, Bearings, Dust Cap, Oil Seal & Nuts	Black	LM 1910/49 & 67010/48
HD-HTG-SL	10" HQ Disk Hub, 5 Stud, Bearings, Dust Cap, Oil Seal & Nuts	Gal	SL 12749/10 & 68149/10
HD-HTG-LM	10" HQ Disk Hub, 5 Stud, Bearings, Dust Cap, Oil Seal & Nuts	Gal	LM 1910/49 & 67010/48

LANDCRUISER

PART NO:	DETAILS:	Metal:	Bearings:
HD-LC5G-SL	12" LC 5 Stud, Bearings, Dust Cap, Oil Seal & Nuts	Gal	SL 12749/10 & 68149/10
HD-LC5-D	12" LC 5 Stud, Bearings, Dust Cap, Oil Seal & Nuts	Black	Dexter 25580 & 15123
HD-LC5P-SL	12" LC 5 Stud, Bearings, Dust Cap, Oil Seal & Nuts	Black	SL Parallel 68149/10 & 68149/10
HD-LC5GP-SL	12" LC 5 Stud, Bearings, Dust Cap, Oil Seal & Nuts	Gal	SL Parallel 68149/10 & 68149/10
HD-LC6G-SL	12" LC 6 Stud, Bearings, Dust Cap, Oil Seal & Nuts	Gal	SL 12749/10 & 68149/10
HD-LC6-SL	12" LC 6 Stud, Bearings, Dust Cap, Oil Seal & Nuts	Black	SL 12749/10 & 68149/10
HD-LC6GP-SL	12" LC 6 Stud, Bearings, Dust Cap, Oil Seal & Nuts	Gal	SL Parallel 68149/10 & 68149/10
HD-LC6-P	12" LC 6 Stud, Bearings, Dust Cap, Oil Seal & Nuts	Black	SL Parallel 68149/10 & 68149/10
HS-LC6-D	12" LC 6 Stud, Bearings, Dust Cap, Oil Seal & Nuts	Black	Dexter 25580 & 15123
HD-LC6-LM	12" LC 6 Stud, Bearings, Dust Cap, Oil Seal & Nuts	Black	LM 1910/49 & 67010/48

BACKING PLATES


HBK9



HBK10



HBK12



MBK9



EBKH10



EBKH12

PART NO:	DETAILS:
HBK9	Hydraulic Backing Plate 9"
HBK10	Hydraulic Backing Plate 10"
HBK12	Hydraulic Backing Plate 12"
MBK9	Mechanical Backing plate 9"
EBKH10	Electric Backing Plate 10"
EBKH12	Electric Backing Plate 12"



BSHY



BSMC



BSEL



BSEL12



EBKMG



HYDCL


 CMC34
CMC78


CABKIT

BSHY	Brake Shoes Hydraulic 9"
BSMC	Brake Shoes Mechanical 9"
BSEL	Brake Shoes Electric 10"
BSEL12	Brake Shoes Electric 12"
EBKMG	Electronic Brake Magnet
CMC34	3/4" Master Cylinder
CMC78	7/8" Master Cylinder
CABKIT	1 x Cable Adjuster 1 x 8000mm x 4mm Gal Hand Brake Cable 4 x Cable Clamps 1 x Brake Adjuster Bolt & Nut

DISK ACCESSORIES

PART NO:	DETAILS:
BCAL-HYZ	Hydraulic Brake Calliper
BCAL-MG	Mechanical Gal Brake Calliper
BCALMP-40	Brake Calliper Mounting Plate Suite 40mm Axle
BCALMP-45	Brake Calliper Mounting Plate Suite 45mm Axle
BCALMP-12	Brake Calliper Mounting Plate Suits 12" Disk
BCALP	Brake Calliper Pads
BCALMP-B	Brake Calliper Mounting Bolt



BCAL-HYZ



BCAL-MG



BCAMP-40



BCALMP-45



BCALMP-12



BCALP



BCALMP-B



ALLOY WHEELS

PART NO:	DETAILS:	Size:	Finish
92730	8" Rim & Tyre HT Holden Integral Wheel	8" Integral	Alloy
92735	9" Rim & Tyre HT 5 Stud Holden Bolt On	600 x 9"	Alloy
32740	10" Rim & Tyre HT 5 Stud Bolt On	500 x 10"	Alloy
92745	10" Rim & Tyre No Bearings Integral Wheel	500 x 10"	Alloy
92780	13" Silver/Black Rim & Tyre HT 5 Stud Holden	165 LT Tyre	Alloy
92791	14" Silver/Black on 185 R14 Tyre HT 5 Stud Holden	185 LT Tyre	Alloy
RTY-14-FA	14" Silver on 185 R14 Tyre	185 LT	Alloy



92730



92735



32740



92745



32780 / 92791



RTY-14-FA

MULTI FIT WHEEL ASSEMBLIES

PART NO:	DETAILS:	Size:	Finish
92740W	10" Multi Fit Rim HT & Ford Wheel	500 x 10	Gal
92755	13" Multi Fit Rim HT & Ford Wheel	155R 13LT Light Truck	Gal
92755W	13" Multi Fit Rim HT & Ford Wheel	165R 13LT Light Truck	Gal
92756	13" Multi Fit Rim HT & Ford Wheel	175R 13LT Light Truck	Gal
92790W	14" Multi Fit Rim HT & Ford Wheel	185R 14LT Light Truck	Gal



MULTI FIT WHEEL RIMS

PART NO:	DETAILS:	Finish
92844	10" Multi Fit HT & Ford 500mm x 10" Tyre	Gal
9256	13" Multi Fit HT & Ford 155 & 165 R13 Tyre	Gal
92868	14" Multi Fit HT & Ford 185 R14 Tyre	Gal





PART NO:	DETAILS:	PCD:	Size:	Finish
RS13X4F-G	Ford Rim	114.30mm	13" x 4.5	Gal
RS13X4F-W	Ford Rim	114.30mm	13" x 4.5	White
RS13X4HT-G	Holden HT Rim	107.95mm	13"x 4.5	Gal
RS13XHT-W	Holden HT Rim	107.95 mm	13" x 4.5	White
RS13XMULTI-G	Multi Fit Ford/HT Rim	114.30mm/ 107.95 mm	13" x 4.5	Gal
RS13XMULTI-W	Multi Fit Ford/HT Rim	114.30mm/ 107.95 mm	13" x 4.5	Gal


14"

PART NO:	DETAILS:	PCD:	Size:	Finish
RS14X6F-B	Ford Rim	114.30mm	14" x 6	Black
RS14X6F-W	Ford Rim	114.30mm	14" x 6	White
RS14X6F-G	Ford Rim	114.30mm	14" x 6	Gal
RS14X6HT-W	Holden HT	107.95 mm	14" X 6	White
RS14XMULTI-G	Multi Fit Ford/HT Rim	114.30mm/ 107.95mm	14" x 6	Gal
RS14X6L6-W	Landcruiser 6 Stud	139.70mm	14" x 6	White
RS14X6HQ-W	Holden HQ	120.65mm	14" x 6	White


15"

PART NO:	DETAILS:	PCD:	Size:	Finish
RS15X6F-W	Ford Rim	114.30mm	15" x 6	White
RS15X6L6-B	Landcruiser 6 Stud	139.70mm	15" x 6	Black
RS15X6L6-W	Landcruiser 6 Stud	139.70mm	15" x 6	White
RS15X7L6-B	Landcruiser 6 Stud	139.70mm	15" x 7	Black
RS15X7L6-G	Landcruiser 6 Stud	139.70mm	15" x 7	Gal
RS15X7L6-W	Landcruiser 6 Stud	139.70mm	15" x 7	White
RS15X8L6-B	Landcruiser 6 Stud	139.70mm	15" x 8	Black


16"

PART NO:	DETAILS:	PCD:	Size:	Finish
RS16X6L6-W	Landcruiser 6 Stud	139.70mm	16" x 6	White
RS16X7L5-W	Landcruiser 6 Stud	139.70mm	16" x 7	White
RS16X7L6-W	Landcruiser 6 Stud	139.70mm	16" x 7	White
RS16X8L6-W	Landcruiser 6 Stud	139.70mm	16" x 8	White



RIMS AND TYERS

13"

PART NO:	DETAILS:	Size:	Finish
RTY-13-HTG-155	HT 155/70R13 Light Truck Tyres Fitted	13"	Gal
RTY-13-HTG-165	HT 165R13 Light Truck Tyre Fitted	13"	Gal
RTY-13-MULTI-G-155	Multifit (Ford/HT) 155 Tyres	13"	Gal
RTY-13-MULTI-G-165	Multifit (Ford/HT) 165 Tyres	13"	Gal
RTY-13-FG	Ford 155 R13 Tyres	13"	Gal
RTY-13-FW-155	Ford 155R 13C	13"	White
RTY-13-FW-165	Ford 165 13C Tyres	13"	White
RTY-13-FW-165/70	Ford 165/70 13C Tyres	13"	White
RTY-13-HTW	HT 165 Tyre Tyres	13"	White
RTY-13-MULTI-W	Multifit (Ford/HT) With 155 Tyres	13"	White
RTY-13-MULTI-W165	Multifit (Ford/HT) With 1165 Tyres	13"	White



14"

PART NO:	DETAILS:	Size:	Finish
RTY-14-FA	Ford 185 R14 LT Tyre	14"	Alloy
RTY-14-FB	Ford 185 R14 LT Tyre	14"	Black
RTY-14-FG	Ford 185R/14 LT Tyre	14"	Gal
RTY-14-FW	Ford 185R/14 LT Tyre	14"	White
RTY-14-FW-195	Ford 195 R14 LT Tyre	14"	White
RTY-14-HTG	HT 185 R14 LT Tyre	14"	Gal
-RTY-14-HTW	HT 185 R14 LT Tyre	14"	White
JS-RTY-14-LC6W-185	LC 6 Stud 185 R14 Tyre	14"	White
RTY-14-LC6W	LC 6 Stud 195 R14 Tyre	14"	White
RTY-14-FGM-185	Multifit (Ford/Holden)	14"	Gal
JS-RTY-14-FGM-195	Multifit (Ford/Holden)	14"	Gal
RTY-14-HQW	HQ 185 R14 LT Tyre	14"	White



15"


PART NO:	DETAILS:	Size:	Finish
RTY-15-FA	Ford 205 R15 Tyre	15"	Aluminium
RTY-15-LCG-195	LC 6 Stud 195 R15	15"	Gal
RTY-15-FW-195	Ford 195 R15	15"	White
JS-RTY-15-FW	Ford White 235/75 R15 LT	15"	White
RTY-15-LC5-195	LC 5 Stud 195 R15	15"	White
RTY-15-LC6B	LC 6 Stud 235/75 R15 LT	15"	Black
RTY-15-LC6G-195	LC 6 Stud 195 R15	15"	Gal
RTY-15-LC6-195	LC 6 Stud 195 R15	15"	White
RTY-15-LC6W-205	LC 6 Stud 205/70 R15 LT Tyre	15"	White
JS-RTY-15-LC6W	LC 6S 235/75 R15 LT Tyre	15"	White
JS-RTY-15-LC6W-AU	LC 6S 235/75 R15 LT Tyre	15"	White

16"


PART NO:	DETAILS:	Size:	Finish
RTY-16-LC6-AR	LC 6 Stud CSA Raptor	16"	Alloy
RTY-16-LC5B-245	LC 5 Stud	16"	Black
RTY-16-LC5W-215	LC 5 Stud	16"	White
RTY-16-LC5W	LC 5 Stud	16"	White
RTY-16-LC5W-750	LC 5 Stud	16"	White
RTY-16-LC6B-265	LC 6 Stud	16"	Black
RTY-16-LC6W-205	LC 6 Stud	16"	White
JS-RTY-16-LC6W-215	LC 6 Stud	16"	White
RTY-16-LC6W-225	LC 6 Stud	16"	White
RTY-16-LC6W	LC 6 Stud	16"	White
RTY-16-LC6W-245	LC 6 Stud	16"	White

PLASTIC GUARDS



PART NO:	DETAILS:	FINISH:	Size:
MG13P-S	13" Mudguard	Plastic Silver	950L x 240W x 320H
MG13P-W	13" Mudguard	Plastic White	950L x 240W x 320H
MG14P-S	14" Mudguard	Plastic Silver	1070L x 260W x 400H
MG14P-W	14" Mudguard	Plastic White	1070L x 260W x 400H
92816-S	Mudflap	PVC Silver	22 x 230 x 50
92816	Mudflap	PVC White	22 x 230 x 50

SINGLE GUARDS

PART NO:	DETAILS:	FINISH:	Size:
MG9S2B	9" 2 Fold Mud Guard To Suit Standard 14" Rims	Black	W225 x L830 x FH337 x RH337
MG9S2G	9" 2 Fold Mud Guard To Suit Standard 14" Rims	Galvabond	W225 x L830 x FH337 x RH337
MG9S2Z	9" 2 Fold Mud Guard To Suit Standard 14" Rims	Zinc Coated	W225 x L830 x FH337 x RH337
MG9S4B	9" 4 Fold Mud Guard To Suit Standard 14" Rims	Black	W225 x L805 x RH395 x FH315
MG9S4C	9" 4 Fold Mud Guard To Suit Standard 14" Rims	Checker Plate	W225 x L805 x RH395 x FH315
MG9S4G	9" 4 Fold Mud Guard To Suit Standard 14" Rims	Galvabond	W225 x L805 x RH395 x FH315

MG10S4C	10" 4 Fold Mud Guard To Suit Standard 14" Rims	Checker Plate	W256 x L805 x RH395 x FH315
MG10S4G	10" 4 Fold Mud Guard To Suit Standard 14" Rims	Galvabond	W256 x L805 x RH395 x FH315
MG10S4B	10" 4 Fold Mud Guard To Suit Standard 14" Rims	Black	W256 x L805 x RH395 x FH315
MG10S4Z	10" 4 Fold Mud Guard To Suit Standard 14" Rims	Zinc Coated	W256 x L805 x RH395 x FH315
MG10S4Z-1040	10" 4 Fold Mud Guard To Suit Standard 16" Rims	Zinc Coated	W256 x L1040 x RH425 x FH450
MG10S4B-1040	10" 4 Fold Mud Guard To Suit Standard 16" Rims	Black	W256 x L1040 x RH425 x FH450
MG10S4G-1040	10" 4 Fold Mud Guard To Suit Standard 16" Rims	Galvabond	W256 x L1040 x RH425 x FH450
MG10S4C-1040	10" 4 Fold Mud Guard To Suit Standard 16" Rims	Checker Plate	W256 x L1040 x RH425 x FH450

MG12SM-C	12" Mudguard Small to Suit 14/15" Wheels	Checker Plate	W300 x 805L x 315H
MG12-B	12" Mud Guard to Suit 16"Wheels	Black	W300 x L1040 x RH450 x FH425
MG12 -C	12" Mud Guard to Suit 16"Wheels	Checker Plate	W300 x L1040 x RH450 x FH425
MG12-G	12" Mud Guard to Suit 16"Wheels	Galvabond	W300 x L1040 x RH450 x FH425
MG12-Z	12" Mud Guard to Suit 16"Wheels	Zinc Coated	W300 x L1040 x RH450 x FH425

TANDEM GUARDS

PART NO:	DETAILS:	FINISH:	SIZE:
MG9T84	9" x 84" Mud Guard To Suit Standard 14" Rims	Black	L1660 x W225 x RH410 x FH360
MG9T84C	9" x 84" Mud Guard To Suit Standard 14" Rims	Checker Plate	L1660 x W225 x RH410 x FH360
MG9T84G	9" x 84" Mud Guard To Suit Standard 14" Rims	Galvanized	L1660 x W225 x RH410 x FH360
MG9T84Z	9" x 84" Mud Guard To Suit Standard 14" Rims	Zinc Coated	L1660 x W225 x RH410 x FH360
MG9T91	9" x 91" Mud Guard To Suit Standard 14" Rims	Black	L1830 x W225 x RH482 x FH390
MG9T91C	9" x 91" Mud Guard To Suit Standard 14" Rims	Checker Plate	L1830 x W225 x RH482 x FH390
MG9T91G	9" x 91" Mud Guard To Suit Standard 14" Rims	Galva bond	L1830 x W225 x RH482 x FH390
MG9T91Z	9" x 91" Mud Guard To Suit Standard 14" Rims	Zinc	L1830 x W225 x RH482 x FH390

MG10T84-A	10" x 84" Mud Guard To Suit Standard 14" Rims	Check/Plate Aluminium	L1660/W256/3mmThick
MG10T84B	10" x 84" Mud Guard To Suit Standard 14" Rims	Black	L1660 x W256 x FH410 x RH360
MG10T84C	10" x 84" Mud Guard To Suit Standard 14" Rims	Checker Plate	L1660 x W256 x FH410 x RH360
MG10T84G	10" x 84" Mud Guard To Suit Standard 14" Rims	Galvabond	L1660 x W256 x FH410 x RH360
MG10T84Z	10" x 84" Mud Guard To Suit Standard 14" Rims	Zinc Coated	L1660 x W256 x FH410 x RH360
MG10T91B	10" x 91" Mud Guard To Suit Standard 14" Rims	Black	L1830 x W256 x RH390 x FH490
MG10T91C	10" x 91" Mud Guard To Suit Standard 14" Rims	Checker Plate	L1830 x W256 x RH390 x FH490
MG10T91G	10" x 91" Mud Guard To Suit Standard 14" Rims	Galvabond	L1830 x W256 x RH390 x FH490
MG10T91Z	10" x 91" Mud Guard To Suit Standard 14" Rims	Zinc Coated	L1830 x W256 x RH390 x FH490

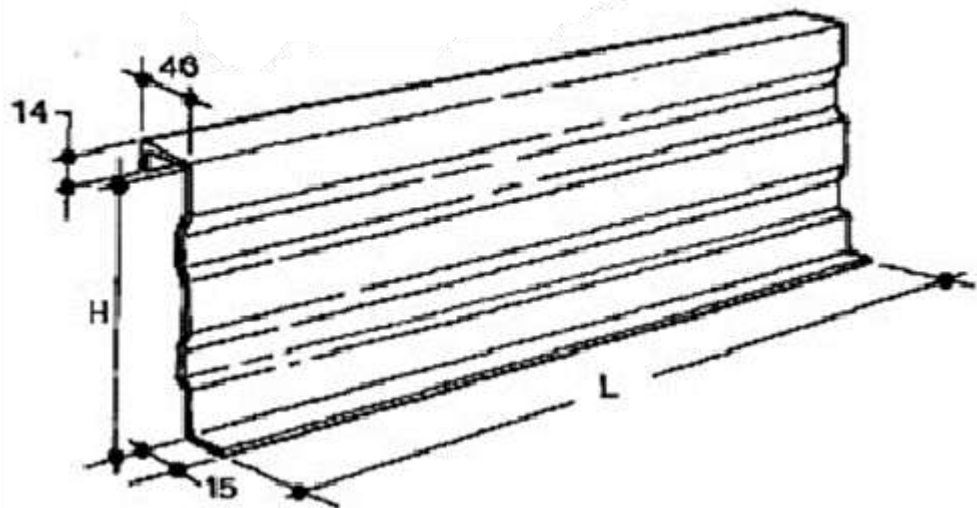
MG12T91-C	12" x 91" Mud Guard To Suit Standard 16" Rims	Checker Plate	L1830 x W256 x RH390 x FH490
MG12T91	12" x 91" Mud Guard To Suit Standard 16" Rims	Black	L1830 x W256 x RH390 x FH490
MG12T91-G	12" x 91" Mud Guard To Suit Standard 16" Rims	Galvabond	L1830 x W256 x RH390 x FH490
MG12T91-Z	12" x 91" Mud Guard To Suit Standard 16" Rims	Zinc Coated	L1830 x W256 x RH390 x FH490


PART NO:	LENGTH:	HEIGHT:	GAUGE:	FINISH:
RS15B-1	1500	320	1.6	HR
RS15Z-1	1500	320	1.6	ZA
RS15G-1	1500	320	1.6	Gal
RS18B-1	1800	320	1.6	HR
RS18Z-1	1800	320	1.6	ZA
RS18G-1	1800	320	1.6	Gal
RS21B-1	2100	320	1.6	HR
RS21Z-1	2100	320	1.6	ZA
RS21G-1	2100	320	1.6	Gal
RS24B-1	2400	320	1.6	HR
RS24Z-1	2400	320	1.6	ZA
RS24G-1	2400	320	1.6	Gal
RS27B-1	2700	320	1.6	HR
RS27Z-1	2700	320	1.6	ZA
RS27G-1	2700	320	1.6	Gal
RS30B-1	3000	320	1.6	HR
RS30Z-1	3000	320	1.6	ZA
RS30G-1	3000	320	1.6	Gal
RS15-4-B1	1500	400	1.6	HR
RS15-4-Z1	1500	400	1.6	ZA
RS15-4-G1	1500	400	1.6	Gal
RS18-4-B1	1800	400	1.6	HR
RS18-4-Z1	1800	400	1.6	ZA
RS18-4-G1	1800	400	1.6	Gal
RS21-4-B1	2100	400	1.6	HR
RS21-4-Z1	2100	400	1.6	ZA
RS21-4-G1	2100	400	1.6	Gal
RS24-4-B1	2400	400	1.6	HR
RS24-4-Z1	2400	400	1.6	ZA
RS24-4-G1	2400	400	1.6	Gal
RS27-4-B1	2700	400	1.6	HR
RS27-4-Z1	2700	400	1.6	ZA
RS27-4-G1	2700	400	1.6	Gal
RS30-4-B1	3000	400	1.6	HR
RS30-4-Z1	3000	400	1.6	ZA
RS30-4-G1	3000	400	1.6	Gal
RS15-5-B1	1500	516	1.6	HR
RS15-5-Z1	1500	516	1.6	ZA
RS15-5-G1	1500	516	1.6	Gal
RS18-5-B1	1800	516	1.6	HR
RS18-5-Z1	1800	516	1.6	ZA
RS18-5-G1	1800	516	1.6	Gal
RS21-5-B1	2100	516	1.6	HR
RS21-5-Z1	2100	516	1.6	ZA
RS21-5-G1	2100	516	1.6	Gal
RS24-5-B1	2400	516	1.6	HR
RS24-5-Z1	2400	516	1.6	ZA
RS24-5-G1	2400	516	1.6	Gal

PART NO:	LENGTH:	HEIGHT:	GAUGE:	FINISH:
RS27-5-B1	2700	516	1.6	HR
RS27-5-Z1	2700	516	1.6	ZA
RA27-5-G1	2700	516	1.6	Gal
RS30-5-B1	3000	516	1.6	HR
RS30-5-Z1	3000	516	1.6	ZA
RS3-5-G1	3000	516	1.6	Gal
RS15-6-B1	1500	600	1.6	HR
RS15-6-Z1	1500	600	1.6	ZA
RS15-6-G1	1500	600	1.6	Gal
RS18-6-B1	1800	600	1.6	HR
RS18-6-Z1	1800	600	1.6	ZA
RS18-6-G1	1800	600	1.6	Gal
RS21-6-B1	2100	600	1.6	HR
RS21-6-Z1	2100	600	1.6	ZA
RS21-6-G1	2100	600	1.6	Gal
RS24-6-B1	2400	600	1.6	HR
RS24-6-Z1	2400	600	1.6	ZA
RA24-6-G1	2400	600	1.6	Gal
RS27-6-B1	2700	600	1.6	HR
RS27-6-Z1	2700	600	1.6	ZA
RS27-6-G1	2700	600	1.6	Gal
RS18-8-B1	1800	800	1.6	HR
RS18-8-Z1	1800	800	1.6	ZA
RS18-8-G1	1800	800	1.6	Gal
RS21-8-B1	2100	800	1.6	HR
RS21-8-Z1	2100	800	1.6	ZA
RS21-8-G1	2100	800	1.6	Gal
RS24-8-B1	2400	800	1.6	HR
RS24-8-Z1	2400	800	1.6	ZA
RS24-8-G1	2400	800	1.6	Gal
RS27-8-B1	2700	800	1.6	HR
RS27-8-Z1	2700	800	1.6	ZA
RS27-8-G1	2700	800	1.6	Gal
RS30-8-B1	3000	800	1.6	HR
RS30-8-Z1	3000	800	1.6	ZA
RS30-8-G1	3000	800	1.6	Gal
RS18-10-B1	1800	1000	1.6	HR
RS18-10-Z1	1800	1000	1.6	ZA
RS18-10-G1	1800	1000	1.6	Gal
RS21-10-B1	2100	1000	1.6	HR
RS21-10-Z1	2100	1000	1.6	ZA
RS21-10-G1	2100	1000	1.6	Gal
RS24-10-B1	2400	1000	1.6	HR
RS24-10-Z1	2400	1000	1.6	ZA
RS24-10-G1	2400	1000	1.6	Gal

FRONT PANNELS

PART NO:	LENGTH:	HEIGHT:	GAUGE:	FINISH:
RF9B-1	900	320	1.6	HR
RF9Z-1	900	320	1.6	ZA
RF9G-1	900	320	1.6	Gal
RF12B-1	1200	320	1.6	HR
RF12Z-1	1200	320	1.6	ZA
RF12G-1	1200	320	1.6	Gal
RF15B-1	1500	320	1.6	HR
RF15Z-1	1500	320	1.6	ZA
RF15G-1	1500	320	1.6	Gal
RF18B-1	1800	320	1.6	HR
RF18Z-1	1800	320	1.6	ZA
RF18G-1	1800	320	1.6	Gal
RF9-4-B1	900	400	1.6	HR
RF9-4-BZ1	900	400	1.6	ZA
RF9-4-G1	900	400	1.6	Gal
RF12-4-B1	1200	400	1.6	HR
RF12-4-Z1	1200	400	1.6	ZA
RF12-4-G1	1200	400	1.6	Gal
RF15-4-B1	1500	400	1.6	HR
RF15-4-Z1	1500	400	1.6	ZA
RF15-4-G1	1500	400	1.6	Gal
RF18-4-B1	1800	400	1.6	HR
RF 18-4-Z1	1800	400	1.6	ZA
RF18-4-G1	1800	400	1.6	Gal
RF9-5-B1	900	516	1.6	HR
RF9-5-Z1	900	516	1.6	ZA
RF9-5-G1	900	516	1.6	Gal






PART NO:	LENGTH:	HEIGHT:	GAUGE:	FINISH:
RF12-5-B1	1200	516	1.6	HR
RF12-5-Z1	1200	516	1.6	ZA
RF12-5-G1	1200	516	1.6	Gal
RF15-5-B1	1500	516	1.6	HR
RF15-5-Z1	1500	516	1.6	ZA
RF15-5-G!	1500	516	1.6	Gal
RF18-5-B1	1800	516	1.6	HR
RF 18-5-Z1	1800	516	1.6	ZA
RF18-5-G1	1800	516	1.6	Gal
RF9-6-B1	900	600	1.6	HR
RF9-6-Z1	900	600	1.6	ZA
RF9-6-G1	900	600	1.6	Gal
RF12-6-B1	1200	600	1.6	HR
RF12-6-Z1	1200	600	1.6	ZA
RF12-6-G1	1200	600	1.6	Gal
RF15-6-B1	1500	600	1.6	HR
RF15-6-Z1	1500	600	1.6	ZA
RF15-6-G!	1500	600	1.6	Gal
RF18-6-B1	1800	600	1.6	HR
RF 18-6-Z1	1800	600	1.6	ZA
RF18-6-G1	1800	600	1.6	Gal
RF12-8-B1	1200	800	1.6	HR
RF12-8-Z1	1200	800	1.6	ZA
RF12-8-G1	1200	800	1.6	Gal
RF12-10-B1	1200	1000	1.6	HR
RF12-10-Z1	1200	1000	1.6	ZA
RF9B-2	1318.02	768.318	1.6	HR



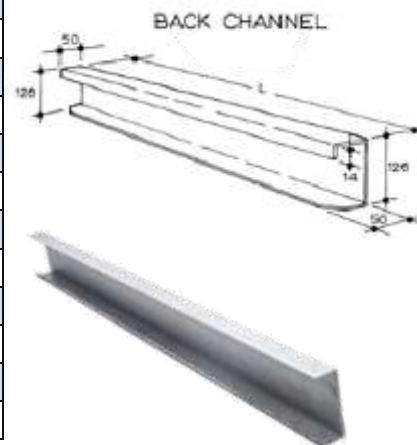
PART NO:	LENGTH:	HEIGHT:	GAUGE:	FINISH:
RT9B-1	900	335	1.6	HR
RT9Z-1	900	335	1.6	ZA
RT9G-1	900	335	1.6	Gal
RT12B-1	1200	335	1.6	HR
RT12Z-1	1200	335	1.6	ZA
RT12G-1	1200	335	1.6	Gal
RT15B-1	1500	335	1.6	HR
RT15Z-1	1500	335	1.6	ZA
RT15G-1	1500	335	1.6	Gal
RT18B-1	1800	335	1.6	HR
RT18Z-1	1800	335	1.6	ZA
RT18G-1	1800	335	1.6	Gal
RT9-4-B1	900	415	1.6	HR
RT9-4-Z1	900	415	1.6	ZA
RT9-4-G1	900	415	1.6	Gal
RT12-4-B1	1200	415	1.6	HR
RT12-4-Z1	1200	415	1.6	ZA
RT12-4-G1	1200	415	1.6	Gal
RT15-4-B1	1500	415	1.6	HR
RT15-4-Z1	1500	415	1.6	ZA
RT15-4-G1	1500	415	1.6	Gal
RT18-4-B1	1800	415	1.6	HR
RT18-4-Z1	1800	415	1.6	ZA
RT18-4-G1	1800	415	1.6	Gal
RT9-5-B1	900	531	1.6	HR
RT9-5-Z1	900	531	1.6	ZA
RT9-5-G1	900	531	1.6	Gal
RT12-5-B1	1200	531	1.6	HR
RT12-5-Z1	1200	531	1.6	ZA
RT12-5-G1	1200	531	1.6	Gal
RT15-5-B1	1500	531	1.6	HR
RT15-5-Z1	1500	531	1.6	ZA
RT15-5-G1	1500	531	1.6	Gal



PART NO:	LENGTH:	HEIGHT:	GAUGE:	FINISH:
RT18-5-B1	1800	531	1.6	HR
RT18-5-Z1	1800	531	1.6	ZA
RT18-5-G1	1800	531	1.6	Gal
RT9-6-B1	900	615	1.6	HR
RT9-6-Z1	900	615	1.6	ZA
RT9-6-G1	900	615	1.6	Gal
RT12-6-B1	1200	615	1.6	HR
RT12-6-Z1	1200	615	1.6	ZA
RT12-6-G1	1200	615	1.6	Gal
RT15-6-B1	1500	615	1.6	HR
RT15-6-Z1	1500	615	1.6	ZA
RT15-6-G1	1500	615	1.6	Gal
RT18-6-B1	1800	615	1.6	HR
RT18-6-Z1	1800	615	1.6	ZA
RT18-6-G1	1800	615	1.6	Gal
RT12-8-B1	1200	815	1.6	HR
RT12-8-Z1	1200	815	1.6	ZA
RT12-8-G1	1200	815	1.6	Gal
RT15-8-B1	1500	815	1.6	HR
RT15-8-Z1	1500	815	1.6	ZA
RT15-8-G1	1500	815	1.6	Gal
RT18-8-B1	1800	815	1.6	HR
RT18-8-Z1	1800	815	1.6	ZA
RT12-8-G1	1800	815	1.6	Gal
RT12-10-B1	1200	1015	1.6	HR
RT12-10-Z1	1200	1015	1.6	ZA
RT12-10-G1	1200	1015	1.6	Gal
RT15-10-B1	1500	1015	1.6	HR
RT15-10-Z1	1500	1015	1.6	ZA
RT12-10-G1	1500	1015	1.6	Gal

BACK CHANNELS


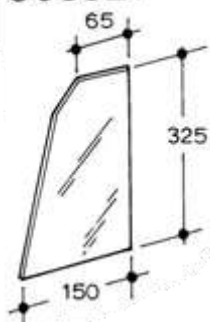
PART NO:	LENGTH:	GAUGE:	FINISH:
BC12B-1	1200	1.6	HR
BC12Z-1	1200	1.6	ZA
BC12G-1	1200	1.6	Gal
BC15B-1	1500	1.6	HR
BC15Z-1	1500	1.6	ZA
BC15G-1	1500	1.6	Gal
BC18B-1	1800	1.6	HR
BC18Z-1	1800	1.6	ZA
BC18G-1	1800	1.6	Gal
BC21B-1	2100	1.6	HR
BC21Z-1	2100	1.6	ZA
BC21G-1	2100	1.6	Gal



GUSSETS

PART NO:	WIDTH:	HEIGHT:	GAUGE:	FINISH:
GB-2-3	150	320	2	HR
GZ-2-3	150	320	2	ZA
GG-2-3	150	320	2	GAL
GB-2-4	150	404	2	HR
GZ-2-4	150	404	2	ZA
GG-2-4	150	404	2	GAL
GB-2-5	150	520	2	HR
GZ-2-5	150	520	2	ZA
GG-2-5	150	520	2	GAL
GB-2-6	150	604	2	HR
GZ-2-6	150	604	2	ZA
GG-2-6	150	604	2	GAL
GB-2-8	150	800	2	HR
GZ-2-8	150	800	2	ZA
GG-2-8	150	800	2	GAL
GB-2-10	150	1037	2	HR
GZ-2-10	150	1037	2	ZA
GG-2-10	150	1037	2	GAL

GUSSET



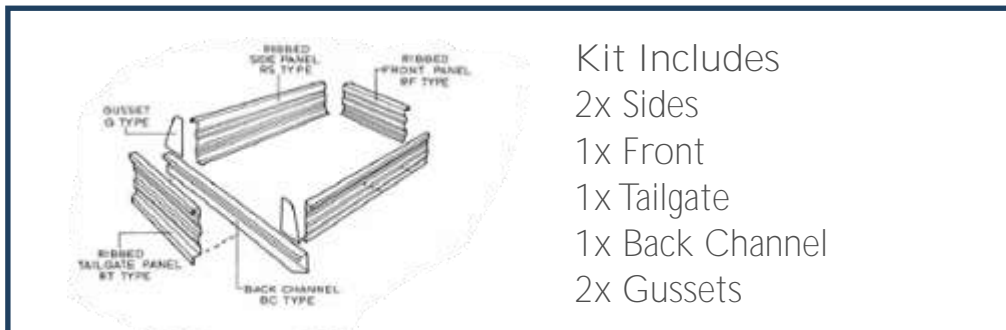
PART NO:	LENGTH:	WIDTH:	GAUGE:	FINISH:
F1812-1B	1800	1200	1.6	HR
F1812-1Z	1800	1200	1.6	ZA
F1812-1G	1800	1200	1.6	GAL
F2112-1B	2100	1200	1.6	HR
F2112-1Z	2100	1200	1.6	ZA
F2112-1G	2100	1200	1.55	GAL
F2412-1B	2400	1200	1.6	HR
F2412-1Z	2400	1200	1.6	ZA
F2412-1G	2400	1200	1.55	GAL
F2115-1B	2100	1500	1.6	HR
F2115-1Z	2100	1500	1.6	ZA
F2115-1G	2100	1500	1.55	GAL
F2415-1B	2400	1500	1.6	HR
F2415-1Z	2400	1500	1.6	ZA
F2415-1G	2400	1500	1.55	GAL
F2715-1B	2700	1500	1.6	HR
F2715-1Z	2700	1500	1.6	ZA
F2715-1G	2700	1500	1.55	GAL
F3015-1B	3000	1500	1.6	HR
F3015-1Z	3000	1500	1.6	ZA
F3015-1G	3000	1500	1.55	GAL
F2418-1H	2400	1800	1.6	HR
F2418-1Z	2400	1800	1.6	ZA
F2418-1G	2400	1800	1.55	GAL
F2718-1H	2700	1800	1.6	HR
F2718-1Z	2700	1800	1.6	ZA
F2718-1G	2700	1800	1.55	GAL
F3018-1H	3000	1800	1.6	HR
F3018-1Z	3000	1800	1.6	ZA
F3018-1G	3000	1800	1.55	GAL



PLAIN FLOOR SHEET




PANNEL KIT (No Floor)



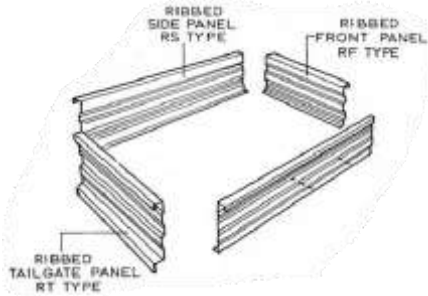
Kit Includes
 2x Sides
 1x Front
 1x Tailgate
 1x Back Channel
 2x Gussets

PART NO:	HEIGHT:	LENGTH:	WIDTH:	GAUGE:	FINISH:
TK1812-5-B1	516	1800	1200	1.6	HR
TK1812-5-Z1	516	1800	1200	1.6	ZA
TK1812-5-G1	516	1800	1200	1.6	GAL
TK2112-5-B1	516	2100	1200	1.6	HR
TK2112-5-Z1	516	2100	1200	1.6	ZA
TK2112-5-G1	516	2100	1200	1.55	GAL
TK2412-5-B1	516	2400	1200	1.6	HR
TK2412-5-Z1	516	2400	1200	1.6	ZA
TK2412-5-G1	516	2400	1200	1.55	GAL
TK2115-5-B1	516	2100	1500	1.6	HR
TK2115-5-Z1	516	2100	1500	1.6	ZA
TK2115-5-G1	516	2100	1500	1.55	GAL
TK2415-5-B1	516	2400	1500	1.6	HR
TK2415-5-Z1	516	2400	1500	1.6	ZA
TK2415-5-G1	516	2400	1500	1.55	GAL
TK2418-5-B1	516	2400	1800	1.6	HR
TK2418-5-Z1	516	2400	1800	1.6	ZA
TK2418-5-G1	516	2400	1800	1.55	GAL




PART NO:	HEIGHT:	LENGTH:	WIDTH:	GAUGE:	FINISH:
TK1812-6-B1	600	1800	1200	1.6	HR
TK1812-6-Z1	600	1800	1200	1.6	ZA
TK1812-6-G1	600	1800	1200	1.6	GAL
TK2112-6-B1	600	2100	1200	1.6	HR
TK2112-6-Z1	600	2100	1200	1.6	ZA
TK2112-6-G1	600	2100	1200	1.55	GAL
TK2412-6-B1	600	2400	1200	1.6	HR
TK2412-6-Z1	600	2400	1200	1.6	ZA
TK2412-6-G1	600	2400	1200	1.55	GAL
TK2115-6-B1	600	2100	1500	1.6	HR
TK2115-6-Z1	600	2100	1500	1.6	ZA
TK2115-6-G1	600	2100	1500	1.55	GAL
TK2415-6-B1	600	2400	1500	1.6	HR
TK2415-6-Z1	600	2400	1500	1.6	ZA
TK2415-6-G1	600	2400	1500	1.55	GAL
TK2418-6-B1	600	2400	1800	1.6	HR
TK2418-6-Z1	600	2400	1800	1.6	ZA
TK2418-6-G1	600	2400	1800	1.55	GAL

SIDE, FRONT & TAIL PANNEL KIT



Kit Includes
 2x Sides
 1x Front
 1x Tail

PART NO:	HEIGHT:	LENGTH:	WIDTH:	GAUGE:	FINISH:
PK1812-B1	320	1800	1200	1.6	HR
PK1812-Z1	320	1800	1200	1.6	ZA
PK1812-G1	320	1800	1200	1.6	GAL
PK2112-B1	320	2100	1200	1.6	HR
PK2112-Z1	320	2100	1200	1.6	ZA
PK2112-G1	320	2100	1200	1.55	GAL
PK2412-B1	320	2400	1200	1.6	HR
PK2412-Z1	320	2400	1200	1.6	ZA
PK2412-G1	320	2400	1200	1.55	GAL
PK2115-B1	320	2100	1500	1.6	HR
PK2115-Z1	320	2100	1500	1.6	ZA
PK2115-G1	320	2100	1500	1.55	GAL
PK2415-B1	320	2400	1500	1.6	HR
PK2415-Z1	320	2400	1500	1.6	ZA
PK2415-G1	320	2400	1500	1.55	GAL
PK2418-B1	320	2400	1800	1.6	HR
PK2418-Z1	320	2400	1800	1.6	ZA
PK2418-G1	320	2400	1800	1.55	GAL
PK1812-4-B1	400	1800	1200	1.6	HR
PK1812-4-Z1	400	1800	1200	1.6	ZA
PK1812-4-G1	400	1800	1200	1.6	GAL
PK2112-4-B1	400	2100	1200	1.6	HR
PK2112-4-Z1	400	2100	1200	1.6	ZA
PK2112-4-G1	400	2100	1200	1.55	GAL
PK2412-4-B1	400	2400	1200	1.6	HR
PK2412-4-Z1	400	2400	1200	1.6	ZA
PK2412-4-G1	400	2400	1200	1.55	GAL
PK2115-4-B1	400	2100	1500	1.6	HR
PK2115-4-Z1	400	2100	1500	1.6	ZA
PK2115-4-G1	400	2100	1500	1.55	GAL
PK2415-4-B1	400	2400	1500	1.6	HR
PK2415-4-Z1	400	2400	1500	1.6	ZA
PK2415-4-G1	400	2400	1500	1.55	GAL
PK2418-4-B1	400	2400	1800	1.6	HR
PK2418-4-Z1	400	2400	1800	1.6	ZA
PK2418-4-G1	400	2400	1800	1.55	GAL



PART NO:	HEIGHT:	LENGTH:	WIDTH:	GAUGE:	FINISH:
PK1812-5-B1	516	1800	1200	1.6	HR
PK1812-5-Z1	516	1800	1200	1.6	ZA
PK1812-5-G1	516	1800	1200	1.6	GAL
PK2112-5-B1	516	2100	1200	1.6	HR
PK2112-5-Z1	516	2100	1200	1.6	ZA
PK2112-5-G1	516	2100	1200	1.55	GAL
PK2412-5-B1	516	2400	1200	1.6	HR
PK2412-5-Z1	516	2400	1200	1.6	ZA
PK2412-5-G1	516	2400	1200	1.55	GAL
PK2115-5-B1	516	2100	1500	1.6	HR
PK2115-5-Z1	516	2100	1500	1.6	ZA
PK2115-5-G1	516	2100	1500	1.55	GAL
PK2415-5-B1	516	2400	1500	1.6	HR
PK2415-5-Z1	516	2400	1500	1.6	ZA
PK2415-5-G1	516	2400	1500	1.55	GAL
PK2418-5-B1	516	2400	1800	1.6	HR
PK2418-5-Z1	516	2400	1800	1.6	ZA
PK2418-5-G1	516	2400	1800	1.55	GAL
PK1812-6-B1	600	1800	1200	1.6	HR
PK1812-6-Z1	600	1800	1200	1.6	ZA
PK1812-6-G1	600	1800	1200	1.6	GAL
PK2112-6-B1	600	2100	1200	1.6	HR
PK2112-6-Z1	600	2100	1200	1.6	ZA
PK2112-6-G1	600	2100	1200	1.55	GAL
PK2412-6-B1	600	2400	1200	1.6	HR
PK2412-6-Z1	600	2400	1200	1.6	ZA
PK2412-6-G1	600	2400	1200	1.55	GAL
PK2115-6-B1	600	2100	1500	1.6	HR
PK2115-6-Z1	600	2100	1500	1.6	ZA
PK2115-6-G1	600	2100	1500	1.55	GAL
PK2415-6-B1	600	2400	1500	1.6	HR
PK2415-6-Z1	600	2400	1500	1.6	ZA
PK2415-6-G1	600	2400	1500	1.55	GAL
PK2418-6-B1	600	2400	1800	1.6	HR
PK2418-6-Z1	600	2400	1800	1.6	ZA
PK2418-6-G1	600	2400	1800	1.55	GAL

PART NO:	DETAILS:	Size mm:
CRL280LED	280 Series Combinations LED Stop/Tail/Indicator 9-33V (Whitevision)	284x100
CRL280RLED	280 Series Combinations LED Stop/Tail/Indicator W/Reverse 9-33V (Whitevision)	284x100
TL80x150-W2	LED RECT Combination Trailer Lamp - 12V (Whitevision)	80x150
TL80x150-W2-2N	Pair LED RECT Combination Trailer Lamp - 12V (Whitevision)	80x150
TL80x150-WNP2	LED RECT Combination Trailer Lamp - 12V With N/P Light (Whitevision)	80x150
TL80x150-WM2	LED RECT Combination Trailer Lamp - 10-32V (Whitevision)	80x150
TL80x150-WM-2N	Pair LED RECT Combination Trailer Lamp 10-32V with N/P Light (Whitevision)	80x150
TL80x150-WMNP2	LED RECT Combination Trailer Lamp 10-32V with N/P Light (Whitevision)	80x150
TL100-1-W	Taillight LED 12V Stop/Tail/Indicator (Whitevision)	100x100
98BARLP2/10	Taillight LED (12V) Stop/Tail/Indicator 8 LED's 10M Cable and Number plate Light (Twin Blister) (LED Auto Lamps)	100x100
98BAR2	Taillight LED 12V Stop/Tail/Indicator - Water Proof (Twin Blister) (LED Auto Lamps)	100x100
99ARLM2	Taillight LED 12/24V Stop/Tail/Indicator/Number Plate Light Water Proof	107x107



CRL280LED



CRL280RLED



TL80x150-W2

TL80x150-W2-2N

TL80x150-WNP2

TL80x150-WM2

TL80x150-WM-2N

TL80x150-WMNP2



TL100-1-W




98BARLP2/10



98BARLP2



98BARLP2



PART NO:	DETAILS:	Size mm:
CRL405LED	LED Lamp Red/Amber Double Jumbo 9-33V	401x131
CRL605LED	LED Lamp Red/Red/Amber Triple Jumbo 9-33V	601x131
CRL605RLED	LED Lamp Red/Red/Amber Triple Jumbo 9-33V	601x131
L280ARRMB	Taillight LED (Multi Voltage 12-24V)	280x95
TSP-209GARLP2	209 Series Boat/Trailer Lamps Stop/Tail/Indicator/Reflector/Licence	210x110
DB2	Dog Bone Taillight LED (12V) Stop/Tail/Indicator 8 LED's	50 x 150
DB2LP1-5M	18 LED Rect W/Number Plate 12V Pair in blister pack	200x92
207BARLP2	18 LED Rect W/Number Plate 12V Pair in blister pack	200x92
102R	Taillight Round RED LED (12V) Indicator 10 LED's	130mm Diam
102A	Taillight Round AMBER LED (12V) Indicator 10 LED's	130mm Diam



CRL405LED



CRL605LED



CRL605RLED



L280ARRMB



TSP-209GARLP2



DB2LP1-5M



DB2LP1-5M



DB2



102R



102A

PART NO:	DETAILS:	Size mm:
SM62RA	Side Marker (AMBER/RED) 9-33V (WhiteVision)	57x35
SM62A	Side Marker (AMBER) 9-33V (WhiteVision)	57x35
SM62R	Side Marker (RED) 9-33V (WhiteVision)	57x35
SM62W	Side Marker (White) 9-33V (WhiteVision)	57x35
58ARM	Side Marker Black (AMBER/RED) 12-24V (LED Auto Lamp)	58x21
58CARM	Side Marker Chrome (AMBER/RED) 12-24V (LED Auto Lamp)	58x21
SM13RALED	SM13RALED Side Marker Red / Amber LED	120x64



SM62RA



SM62A



SM62R



SM62W



58ARM



58CARM



SM13RALED



PART NO:	DETAILS:	Size mm:
NPLED88-W	Number Plate 3 LED	72x41
NPLED88	Number Plate 4 LED	88x19
L35CLMB	Number Plate Light (10-30V) Chrome	76x42
52wr	Port Side Nav Lamp Red	76x52
52wg	Port Side Nav Lamp Green	76x52
52ww	Port Side Nav Lamp White	76x52
PBL2016	LED Bike safety light Pack (9 led per light)	73x43
INDOM-WS-E	Round Interior Dome Light with ON/DOOR/OFF Switch (12V) (143ILG12)	143mm Diam
WRK-SQ	Work Light Square 6 LED 1200 Lumens (115mm x 137mm) (11518FBM)	108x135



NPLED88-W



NPLED88



L35CLMB



52wr



52wg



52ww



INDOM-WS-E




52ww



WRK-SQ

PART NO:	DETAILS:	Size:
CBL2-1M	2 Core Black	1 Meters
CBL230-9	2 Core Black	30 Meters
CBL5-1M	5 Core Black	1 Meters
CBL530-9	5 Core Black	30 Meters
CBL100-9	5 Core Black	100 Meters
CBL7-1M	7 Core Black	1 Meters
CBL730	7 Core Black	30 Meters
CBL750	7 Core Black	50 Meters
CBL7100	7 Core Black	100 Meters



CABLE TERMINALS

PART NO:	DETAILS:
HTJOIN2	Heat Shrink Suit 2.5-3mm Wire
HTJOIN4	Heat Shrink Suit 4mm Wire
WCLIP	Wire Clip
WCLIP-S	Wire Screw



OTHERS

PART NO:	DETAILS:
LR12/2	12v 21W Load Resistor (Twin Pack)
LR24-2	24v 21W Load Resistor (Twin Pack)
JS-T-ANDS	Red T Handle with 50 AMP Anderson Plug Small





PART NO:	DETAILS:	Size mm:
REFA-W120A	Reflector Amber Rectangle 70mm x 20mm x 7.5mm, Adhesive Backing (Whitevision)	70x20
REFR-W120R	Reflector Red Rectangle 70mm x 20mm x 7.5mm, Adhesive Backing (Whitevision)	70x20
REFW-W120C	Reflector White Rectangle 70mm x 20mm x 7.5mm, Adhesive Backing (Whitevision)	70x20
REFA-W130A	Reflector Amber Rectangle 70mm x 30mm x 7.5mm, Adhesive Backing (Whitevision)	70x30
REFR-W130R	Reflector Red Rectangle 70mm x 30mm x 7.5mm, Adhesive Backing (Whitevision)	70x30
REFW-W130C	Reflector White Rectangle 70mm x 30mm x 7.5mm, Adhesive Backing (Whitevision)	70x30



REFA-W130A /R /C



REFA-W120A /R /C



PART NO:	DETAILS:
PR-FEM	TSPA-PR-FEM Plug 7 Pin Round (Female)
PR-FEMT	TSPA-PR-FMET 7 Pin Round Plug Metal (Female)
TSPA-PR-MAL 7	TSPA-PR-MAL 7 Pin Round Plug Large Plastic (Male)
PRS-FEM	7 Pin Round Plastic Plug Slim (Female)
PRS-FEMT	Pin Round Trailer Metal Plug Slim (Female)
PRS-MMET	Plug 7 Pin Round Metal (Male)
PRS-MAL	Plug 7 Pin Round Slim (Male)
PRS-MMET	7 Pin Round Metal Plug Slim (Male)



PR-FEM



PR-FEMT



TSPA-PR-MAL 7



PRS-FEM



PRS-FEMT



PRS-MMET



PRS-MAL



PRS-MMET



PART NO:	DETAILS:
PF-MALT2	Plug 7 Pin Flat T2 (Male)
PF-FEM	PF-FEM 7 Pin Flat (Female) Trailer Plug
PF-MALT-12	12 Pin Flat Trailer Socket Plug Plastic (Male)
PF-FEM-12	12 Pin Flat Trailer Socket Plug Plastic (Female)
SB70	7 Pin Small Round Trailer Socket Plastic
FSB7	7 Pin Flat Trailer Socket Plastic
FSB12	12 Pin Flat Trailer Socket Plastic



PF-MALT2



PF-FEM



PF-MALT-12



PF-FEM-12



SB70



FSB7



FSB12

7S27LP	7 Pin Small Round Socket (Car) to 7 Pin Large Round Plug (Trailer)
7S2FP	Adaptor 7 Pin Round small (Car) to 7 Pin Flat Small (Trailer)
7LS27P	Adaptor 7 Pin Round LARGE (Car) to 7 Pin round Small (Trailer)
7LS2FP	Adaptor 7 Pin Round LARGE (Car) to 7 Pin Flat Small (Trailer)
FS27LP	Adaptor 7 Pin Flat small M to 7 Pin Round Large F
FS27P	Adaptor 7 Pin Flat small M to 7 Pin Round Small F



7S27LP



7S2FP



7LS27P



7LS2FP



FS27LP



FS27P



FLBS
FLBL

FLCS
FLCL

PART NO:	FINISH:	DETAILS:
FLBS	Plastic	Flush Lock
FLBL	Plastic	Flush Lock
FLCS	Chrome	Flush Lock
FLCL	Chrome	Flush Lock
QTLC1	Chrome	Quarter Turn Lock
TLOC-A	Stainless Steel	T-Lock
TLOC-SP	Black	Spade T-Lock
TLOCB	Black Steel	T-Loc
LLOC-S1	Stainless Steel	L-Handle Lock
TDLOC	TDLOC	T-Handle Door Lock



QTLC1



TLOC-A



TLOC-SP




QTLC1



TLOC-A



TLOC-SP



DLOC-H1



DLOC-H2



DLOC-H3



DLOC220

PART NO:	FINISH:	DETAILS:
DLOC-H1	Zinc	Horse Float Door Lock
DLOC-H2	Zinc	Horse Float Door Lock
DLOC-H3	Zinc	Horse Float Door Lock Self Locking Latch
DLOC275	Zinc	Door Lock 275mm
DLOC180	Zinc	Door Lock 180mm
DLOC220	Zinc	Door Lock 210mm
DLOC110	Zinc	Door Lock 110mm





DLOC275



DLOC180



DLOC110



PART NO:	FINISH:	MM:	DETAILS:
HI-G80	Steel	13x80	Steel Hinge with brass pin Greaseable Weldable
HI-G100	Steel	16x100	Steel Hinge with brass pin Greaseable Weldable
HI-G120	Steel	16x120	Steel Hinge with brass pin Greaseable Weldable
HI-G200	Steel	123x200	Steel Hinge with brass pin Greaseable Weldable
HI-AL80	Alloy	13x80	Steel Hinge with brass pin Greaseable Weldable
HI-AL100	Alloy	16x100	Steel Hinge with brass pin Greaseable Weldable
HI-G50S	Stainless Steel	8x50	Stainless Steel Hinge with brass pin Greaseable Weldable
HI-G80S	Stainless Steel	13x80	Stainless Steel Hinge with brass pin Greaseable Weldable
HI-G100S	Stainless Steel	16x100	Stainless Steel Hinge with brass pin Greaseable Weldable
HI-12	Steel	12x64	Steel Hinge, Weldable
HI-19	Steel	19x100	Steel Hinge, Weldable
HI-26	Steel	26x115	Steel Hinge, Weldable
HI-60B	Steel	10x60	Steel Hinge Non Greaseable With steel washer
HI-NGR100	Steel	10x100	Steel Hinge Non Greaseable With brass washer
HI-80B	Steel	13x80	Steel Hinge Non Greaseable With steel washer
HI-200B	Steel	23x200	Steel Hinge Non Greaseable With steel washer
HI-LR	Gal		Hinge includes Left & Right
HI-LR-2	Steel		Hinge includes Left & Right For general use with trays
HI-BTB	Steel		Butt hinge weldable
HI-D1	Steel		Steel Hinge with folded tabs Weldable
HI-D2	Steel		Steel Hinge with folded tabs Weldable



LR-1



LR-2



LR-3



LR-4



BALPV025



LR-R1



LR-D1



LR-D2



LR-D3

PART NO:	FINISH:	MM:	DETAILS:
LR-1	Zinc	96x102	Lashing Ring Plate
LR-2	Zinc	115x124	Lashing Ring Plate
LR-3	Zinc	105x145	Lashing Ring Plate
LR-4	Steel	89x76	Lashing Ring Plate
BALPV025	Steel	100x75	2.5t Weld On Lashing Ring
LR-R1	Plastic & Zinc	105	Lashing Ring Round Plastic base with zinc lashing
LR-D1	Zinc	80x71	Lashing D Ring 30mm Hole to hole
LR-D2	Zinc	50x45	Lashing D Ring 40mm Hole to hole
LR-D3	Zinc	32x32	Lashing D Ring 30mm Hole to hole



SCZ10-136


PART NO:	FINISH:	PIN MM:	DETAILS:
SCZ10-136	Zinc	10x136	Spring Catch with Stop
SCZ12-130	Steel	12x130	Spring Catch with Stop
SCZ12-136	Zinc	12x136	Spring Catch with Stop
SCZ12-170	Zinc	12x170	Large Spring Catch with Stop
SCZ-16mm	Zinc	16x185	Large Spring Catch with Stop
SCZ-19mm	Zinc	19x230	Extra Large Spring Catch with Stop




SCZ12-130



SCZ12-136
SCZ12-170



SCZ-16mm
SCZ-19mm



PART NO:	FINISH:	MM:	DETAILS:
TOGSS145	Stainless Steel	125-145	Medium Toggle Fastener Adjustable
TOGSM95	Zinc	85-95	Small Toggle Fastener Adjustable
TOGMD120	Zinc	110-120	Medium Toggle Fastener Adjustable
TOGLG170	Zinc	150-170	Large Toggle Fastener Adjustable
LB1S	Zinc	35x12 Thread 75x20 Latch	Small Bolt On Anti Rattle Latch Included washer and nyloc nut
LB1	Zinc	75x12 Thread 75x20 Latch	Small Bolt On Anti Rattle Latch Included washer and nyloc nut
LW1S	Zinc	10x8 Weld Nub 50x14 Latch	Small Weldable Anti Rattle Latch
LW1	Zinc	10x12 Weld Nub 75x20 Latch	Large Weldable Anti Rattle Latch
HDLR	Steel	60x150	Tail gate Swivel Handle Pair – Left and Right Drop Latch



TOGSS145



TOGLG170




TOGMD120



TOGLG170



LB1S



LB1



LW1S



LW1



HDLR



LP04
LP06
LP08
LP10



RPIN50
RPIN70
RPIN80
RPIN120



SQCLP06
SQCLP08
SQCLP10



LEB8
LEB10
LEB12
LEB16



LEN8
LEN12

PART NO:	FINISH:	MM:	DETAILS:
LP04	Zinc	4.5mm	Lynch Pin
LP06	Zinc	6mm	Lynch Pin
LP08	Zinc	8mm	Lynch Pin
LP10	Zinc	10mm	Lynch Pin
RPIN50	Zinc	50c2mm	R-Pin
RPIN70	Zinc	70c2mm	R-Pin
RPIN80	Zinc	80c3.5mm	R-Pin
RPIN120	Zinc	120x3.5mm	R-Pin
SQCLP06	Zinc	6mm	Square Clip
SQCLP08	Zinc	8mm	Square Clip
SQCLP10	Zinc	10mm	Square Clip
LEB8	Gold Zinc	8mm	Lifting Eye Bolt
LEB10	Gold Zinc	10mm	Lifting Eye Bolt
LEB12	Gold Zinc	12mm	Lifting Eye Bolt
LEB16	Gold Zinc	16mm	Lifting Eye Bolt
LEB20	Gold Zinc	20mm	Lifting Eye Bolt
LEN8	Gold Zinc	8mm	Lifting Eye Nuts
LEN12	Gold Zinc	12mm	Lifting Eye Nuts
TBUCL10EE	Zinc	10mm	Eye to Eye Turnbuckle
TBUCL12EE	Zinc	12mm	Eye to Eye Turnbuckle
TBUCL16EE	Zinc	16mm	Eye to Eye Turnbuckle
TBUCL20EE	Zinc	20mm	Eye to Eye Turnbuckle
TBUCK6EH	Zinc	6mm	Eye to Hook Turnbuckle
TBUCK10EH	Zinc	10mm	Eye to Hook Turnbuckle
TBUCK16EH	Zinc	16mm	Eye to Hook Turnbuckle
TBUCK20EH	Zinc	20mm	Eye to Hook Turnbuckle



TBUCL10EE
TBUCL12EE
TBUCL16EE
TBUCL20EE



TBUCK10EH
TBUCK16EH
TBUCK20EH



PART NO:	FINISH:	DETAILS:
JERST	Black	Weldable Jerry Can Holder
JERZ	Zinc	Weldable Jerry Can Holder
JERHIN	Black	Weldable Hinged Jerry Can Holder
JERBOL	GAL	Bolt On Jerry Can Holder



JERZ



JERST



JERHIN



JERBOL

PART NO:	FINISH:	DETAILS:
GAS4.5GH	GAL	Heavy Duty Small 4.5L Gas Bottle Holder
GAS9.0GH	GAL	Heavy Duty Large 9L Gas Bottle Holder
GAS4.5G	GAL	Small 4.5L Gas Bottle Holder
GAS9.0G	GAL	Large 9L Gas Bottle Holder


 GAS4.5GH
 GAS9.0GH
 GAS4.5G
 GAS9.0G


PART NO:	FINISH:	DETAILS:
WCHOKR	GAL	Heavy Duty Small 4.5L Gas Bottle Holder
VINS	GAL	Heavy Duty Large 9L Gas Bottle Holder
VINL	GAL	Small 4.5L Gas Bottle Holder
REGR	GAL	Large 9L Gas Bottle Holder
REGS		

PART NO:	FINISH:	DETAILS:
SQCAP30	Plastic	Plastic Square Cap 30x30mm
SQCAP40	Plastic	Plastic Square Cap 40x40mm
SQCAP50	Plastic	Plastic Square Cap 50x50mm
SQCAP75	Plastic	Plastic Square Cap 75x75mm
SQCAP100	Plastic	Plastic Square Cap 100x100mm





PAINTS

SPRAY PAINTS



PART NO:	Qty:	DETAILS:
WP-SPRAYSB-400	400g	Spray Paint 2-1 Boston Black/Zinc Galvanizing
WP-SPRAYSZ-400	400g	Spray Paint 2-1 Boston Silver/Zinc Galvanizing

WP-BLCKB-SC300G	300g	Hammerdry Spray Can Paint Finish Black-burn
WP-GNS-GREY-SC300G	300g	Hammerdry Spray Can Paint Finish GNS GREY
WP-CHARC-SC300G	300g	Hammerdry Spray Can Paint Finish Char-coal
WP-ALU-SC300G	300g	Hammerdry Spray Can Paint Finish Aluminium
PBLUE-SC300G	300g	Hammerdry Pacific Blue

WP-RESPRAYALU-300	300g	Rapid Enamel Aluminum
WP-RESPRAYGUN-300	300g	Rapid Enamel Gun Metal

WP-PRIMER-SC300G	300g	Spray Can Primer Paint
------------------	------	------------------------



THINNERS & WASH

PART NO:	Qty:	DETAILS:
WP-UNITHIN-1L	1L	T9 Universal Thinners For use with hammerdry paints.
WP-UNITHIN9-4L	4L	T9 Universal Thinners For use with hammerdry paints.
WP-UNITHIN9-20L	20L	T9 Universal Thinners For use with hammerdry paints.
WPT7-DTM-4L	4L	T7 DTM Thinners For direct to metal application.
WP-THIN-T603 -1L	1L	T603 Thinners
POLYTHIN-T1-4L	4L	T1 Polyurethane Thinners
WP-T18 RETARDER-4L	4L	T18 Enamel Retarder Thinners

WP-GUNWASH-20	20L	T.12 Gun Wash For use cleaning equipment and preparing surfaces.
---------------	-----	---





PART NO:	DETAILS:	TYPE:
WP-OUTBLACK	Outback Black	Hammerdry Finish Fast Drying Paint
WP-CHARC	Charcoal Black	Hammerdry Finish Fast Drying Paint
WP-BLCKB	Blackburn Black	Hammerdry Finish Fast Drying Paint
WP-ALU	Aluminum	Hammerdry Finish Fast Drying Paint
WP-BRONZE	Bronze	Hammerdry Finish Fast Drying Paint
WP-GREEN	Green	Hammerdry Finish Fast Drying Paint
WP-CHARC	Charcoal	Hammerdry Finish Fast Drying Paint
WP-PBLUE	Pacific Blue	Hammerdry Finish Fast Drying Paint
WP-STBLUE	STD. Dark Blue	Hammerdry Finish Fast Drying Paint
WP-TTFBLUE	T.T.F Blue	Hammerdry Finish Fast Drying Paint
WP-VIKBLUE	VIC Blue	Hammerdry Finish Fast Drying Paint
WP-HD-CHERRY	Cherry Red	Hammerdry Finish Fast Drying Paint
WP-G&S RED	G & S Red	Hammerdry Finish Fast Drying Paint



2 PAC PAINT

PART NO:	DETAILS:	TYPE:
WP2P	2 Pac Paint available in 50+ colors. Contact TSPA for color range.	For automotive application. Recommended to be baked.



Boat Trailer Parts



Boat Winch with Dyneema Rope



PART NO:	DETAILS:	SUITS	Pull Capacity:	Dyneema Rope:
90990	3:1 Mini Winch	14FT	300kg	4mm x 4.5m Rope with S- Hook
90991	3:1 Standard Winch	14FT	500kg	5mm x 7.0m Rope with S- Hook
90992	5:1 Winch	18FT	700kg	5mm x 7.0m Rope with Snap Hook
90993	5:1—1:1 Winch	20FT	700kg	5mm x 7.0m Rope with Snap Hook
90994	10:1—5:1—1:1 Winch	20FT	1000kg	6mm x 8.0m Rope with Snap Hook
90995	15:1—4:5:1—1:1 Winch	25FT	1500kg	7mm x 8.0m Rope with Snap Hook



Brake Winch With CABLE

PART NO:	DETAILS:	Pull Capacity:	Cable Size
90997	5:1 BRAKE Winch	300kg	5mm x 7.5m Rope with Snap Hook
90998	10:1 BRAKE Winch	500kg	5mm x 7.5m Rope with Snap Hook



Boat Winch With STRAP

PART NO:	DETAILS:	SUITS BOATS	Pull Capacity:	Strap Size
91011	3:1 Mini Winch	14FT	300kg	50mm x 4.5m Strap with S- Hook
91012	3:1 Standard Winch	14FT	500kg	50mm x 6.0m Strap with S- Hook
91013	5:1 Winch	18FT	700kg	50mm x 7.5m Strap with Snap Hook
91014	5:1—1:1 Winch	20FT	700kg	50mm x 7.5m Strap with Snap Hook
91015	10:1—5:1—1:1 Winch	20FT	900kg	50mm x 7.5m Strap with Snap Hook
91017	15:1—4:5:1—1:1 Winch	25FT	1500kg	50mm x 7.5m Strap With Snap Hook



WINCH ACCESSORIES

PART NO:	FINISH:	DETAILS:
91022	Zinc	Standard Hex 22mm Winch Handle
91024	Zinc	Fixed Winch Handle Inc. U-bracket + Nyloc Nut
91027	Zinc	Snap On Winch Handle Inc. U Bracket and Nyloc Nut



PART NO:	Hook Type:	DETAILS:
91029	S-Hook	4.5m Winch Strap 50mm—Bag
91030	S-Hook	6.00m Winch Strap 50mm—Bag
91031	Snap Hook	8.00m Winch Strap 50mm—Bag



SS545B	S-Hook Stainless	4.50m Winch Strap 50mm—Blister
SF56B	S-Hook	6.00m Winch Strap 50mm—Blister
SF6575B	S-Hook	7.50m Winch Strap 65mm—Blister



PART NO:	Breaking Strain:	DETAILS:
DRS46B	1300 KG	Dyneema Rope 4mm x 6m Length (Stainless Hook)
DRF56B	2300 KG	Dyneema Rope 5mm x 6m Length (Steel Snap Hook)
DRS675B	3500 KG	Dyneema Rope 6mm x 7.5m Length (Steel Snap Hook)



PART NO:	Suits winch:	DETAILS:
91051A	300 KG	Pawl Assembly suit Winch 300kg (Distance: 17mm)
91051B	300 /500 / 900 KG	Pawl Assembly suit Winch 300kg, 500kg, 900kg (Distance: 27mm)
91051C	1500 KG	Pawl Assembly suit Winch 1500kg (Distance: 27mm)



PART NO:	DETAILS:	Ratio:
91040	4mm x 4.5m Cable & S-Hook	1:1
91042	4mm x 6.00m Cable & S-Hook	1:1 & 3:1
91043	5mm x 6.00mm Cable & S-Hook	5:1
91044	5mm x 7.50m Cable & S-Hook	5:1:1 & 10:1
91045	6mm x 7.5m Cable & S-Hook	5:1:1 & 10:1



Boat Winch—Ark (Cable)

PART NO:	DETAILS:	CAPACITY:	RATIO:
W273C	Economy Winch 4.50m x 50mm Cable with S-Hook	275 KG	3:1



Boat Winch—Ark (Strap)

W273C	Economy Winch 4.50m x 50mm Cable with S-Hook	275 KG	3:1
-------	--	--------	-----

W654W	ARK Winch 4.50m x 50mm Cable with S-Hook	650 KG	4:1
-------	--	--------	-----

W905W	ARK Winch 6.0m x 50mm Brake Lever System with S-Hook	900 KG	5:1 & 1:1
-------	--	--------	-----------

W115125W	ARK Winch 7.5m x 65mm Brake Lever System with Snap Hook	1150 KG	12:1 & 5:1 & 1:1
----------	---	---------	------------------





Winch Post Bottom & Top

PART NO:	DETAILS:	Draw Bar Width:	Post Length:	Trailer Size:
91060	2" x 2" Winch Bottom	50mm	350mm	Suit up to 4.3m
91061	3" x 2" Winch Bottom	50mm	450mm	Suit up to 4.3m to 5.2m
91062	3" x 2" Winch Bottom	75mm & 100mm	450mm	Suit up to 4.3m to 5.2m

PART NO:	DETAILS:	To Suit:
91070	40mm x 40mm Winch Bottom	Suit Bottom Part # 91060
91071	65mm x 35mm Winch Bottom	Suit Bottom Part # 91061 / 92062





PART NO:	DETAILS:	Bore Size:
91100	Ribbed Grey Wobble	20mm
91101	Ribbed Grey Wobble	26mm
91102	Ribbed Blue Wobble	20mm
91103	Ribbed Blue Wobble	26mm
91104	Ribbed Red Wobble	20mm
91105	Ribbed Red Wobble	26mm



91111	Smooth Black Wobble	20mm
91112	Smooth Blue Wobble	20mm
91113	Smooth Red Wobble	20mm

91114	Smooth Black Wobble	26mm
91115	Smooth Blue Wobble	26mm
91116	Smooth Red Wobble	26mm



91118	5" Ribbed Blue Wobble	26mm
91119	5" Ribbed Red Wobble	26mm

Blue Nylon Rollers—Hard (Ideal for Alloy Boats)

PART NO:	DETAILS:	Bore Size:
91309	2" Rope Roller	13mm
91300	3" Front End Cap	13mm
91310	3" Bow Roller	17mm



91311	4" Keel Roller	17mm
91312	4 1/2" Keel Roller	17mm
91313	6" Keel Roller	17mm
91314	8" Keel Roller	18mm
91315	8" Keel Roller	21mm



Wobble Rollers

PART NO:	DETAILS:	Bore Size:
91320	6" Sydney Roller	17mm
91321	8" Sydney Roller	17mm
91322	8" Sydney Roller	21mm
91323	8" Concave Roller	21mm
91324	8" Concave Roller	17mm
91325	12" Concave Roller	26mm

91330	6" Self Centering	17mm
91331	8" Self Centering	17mm
91332	8" Self Centering	21mm



Black Rubber Rollers

PART NO:	DETAILS:	Bore Size:
91201	2 1/2" Taper Roller Cap	17mm
91202	2 1/2" Round Roller Cap	17mm
91204	4" Bow Jet Ski Roller	13mm

91210	3" Bow Roller	17mm
91211	4" Keel Roller	17mm

91212	4 1/2" Keel Roller	17mm
91213	6" Keel Roller	17mm
91214	8" Keel Roller	17mm
91215	8" Keel Roller	21mm

91220	4 1/2" Bilge Roller (70mm)	17mm
91213	6" Bilge Roller (60mm)	17mm
91214	8" Bilge Roller (60mm)	17mm
91215	12" Bilge Roller (60mm)	25mm

91230	6" Sydney Roller	17mm
91231	8" Concave Roller	21mm
91232	12" Concave Roller (95mm)	25mm



Wobble Rollers

PART NO:	DETAILS:	Bore Size:
91240	6" Deep "V" Roller	17mm
91241	6" Jumbo Roller	17mm
91242	7" Jumbo Roller	13mm



PART NO:	DETAILS:	Bore Size:
91250	6" Self Centering	17mm
91251	8" Self Centering	17mm
91252	8" Self Centering	21mm



V Blocks Rubber (Black) and Poly (Red)

PART NO:	DETAILS:	Bore Size:	Base Size:
91399	3" Rubber V Block	12mm	62mm
91400	4" Rubber V Block	15mm	100mm
91401	Large Rubber V Block	12mm	102mm



91410	2" Poly V Block	12mm	50mm
91411	3" Poly V Block	14mm	70mm
91412	4" Poly V Block	14mm	90mm
91413	Large Poly V Block	21mm	110mm

Tough Poly Rollers: Alloy Center

PART NO:	DETAILS:	Bore Size:
91560	4 1/2" Keel Roller: Alloy Center	17mm
91561	6" Keel Roller: Alloy Center	17mm
91563	8" Keel Roller: Alloy Center	17mm



Trailer Strip / Block

PART NO:	DETAILS:	Colour:
91700	Trailer Strip: 1200mm	Blue
91701	Trailer Strip: 1500mm	Blue
91702	Trailer Strip: 3000mm	Blue
91703	Trailer Strip: 1500mm	Red
91704	Trailer Strip: 3000mm	Red

91711	Trailer Block: 300mm	Blue
91712	Trailer Block: 1500mm	Blue

91721	Trailer Molded Skid: 300mm	Blue
-------	----------------------------	------



Red Poly Soft Rollers (Ideal for Fiberglass Boats)

PART NO:	DETAILS:	Bore Size:
91500	3" Front End Cap Solid	17mm
91501	2 1/2" Taper Cap	17mm
91502	2 1/2" Round Cap	17mm

91510	2" Bow Roller	12mm
91511	3" Bow Roller	17mm
91512	4" Keel Roller	17mm

91513	4 1/2" Keel Roller	17mm
91514	6" Keel Roller	17mm
91515	8" Keel Roller	17mm
91516	8" Keel Roller	21mm
91517	8" Sydney Roller	17mm

91520	6" Sydney Roller	17mm
91521S	8" Concave Roller	17mm
91521	8" Concave Roller	21mm
91522	12" Concave Roller	25mm





PART NO:	DETAILS:	Bore Size:
91521	6" Super Keel Roller	17mm
91525	7" Jumbo Keel Roller	17mm



91527	4 1/2" Flat Bilge Roller (72mm)	17mm
91528	6" Flat Bilge Roller (60mm)	17mm
91529	8" Flat Bilge Roller (72mm)	17mm
91530	8" Flat Bilge Roller (72mm)	21mm
91531	12" Flat Bilge Roller (72mm)	25mm



PART NO:	DETAILS:	Bore Size:	Colour:
91540	6" Self Centering	17mm	Blue
91541	8" Self Centering	17mm	Blue
91542	8" Self Centering	21mm	Blue



91545	End Cap Eziguide 45mm	17mm	Blue
91546	12" Flat Roller Eziguide (63mm)	17mm	Blue



91540B	6" Self Centering Soft	17mm	Blue
91541B	8" Self Centering Soft	17mm	Blue



Eziguide—Self Align Boat Loading

PART NO:	DETAILS:	Colour:
91545	End Cap Eziguide (Poly Blue)	Blue
91546	Flat Roller Eziguide (63mm x 18mm, Poly Blue)	Blue



EG10	4.2 to 4.8m (14 to 16ft) - Power Boats	Blue
EG10	4.8 to 6.0m (16 to 20ft) - Sail Boats	Blue

EG11	4.8 to 6.0m (16 to 20ft) - Power Boats	Blue
EG11	6.0 to 8.5m (20 to 28ft) - Sail Boats	Blue



EG12	6.0 to 8.5m (20 to 28ft) - Power Boats	Blue
------	--	------



Roller Spindles

PART NO:	DETAILS:	Suit:	Finish:
91601	135mm x 16mm Spindle	4" Flat Bkt	Zinc
91603	145mm x 16mm Spindle	4 1/2" Flat Bkt	Zinc
91603A	190mm x 16mm Spindle	6" Flat Bkt	Zinc
91604	203mm x 16mm Spindle	6" Flat Bkt	Zinc
91605	240mm x 16mm Spindle	8" Flat Bkt / 6" Eyepost	Zinc
91605B	260mm 16mm Spindle	-	Zinc
91606	280mm x 16mm Spindle	8" Eyepost	Zinc



91610	240mm x 20mm Spindle	8" Flat Bkt	Zinc
-------	----------------------	-------------	------

91610B	285mm x 18mm Spindle	8" Eyepost	Zinc
91611	342mm x 18mm Spindle	12" Flat Bkt	Zinc
91620	358mm x 23mm Spindle	12" Flat Bkt	Zinc

Roller Assemblies: Flat Bracket

PART NO:	DETAILS:	Roller:
91901	4" Flat Bracket & Keel Black Assy	Rubber
91902	4 1/2" Flat Bracket & Keel Black Assy	Rubber

91903	6" Flat Bracket & Keel Roller Assy	Rubber
91904	6" Flat Bracket & Sydney Roller Assy	Rubber

91905	8" Flat Bracket & Keel Roller Assy	Rubber
91906	8" Flat Bracket & Concave Roller Assy	Rubber



Wood Yoke Stem (complete with Bolt & Nut)

PART NO:	DETAILS:	Stem Size:
91801	6" Wood Yoke—Straight	19mm
91802	8" Wood Yoke—Straight	19mm
91803	12" Wood Yoke—Straight	19mm

91805	8" Wood Yoke x 45mm (Narrow) - Suit	19mm
91806	12" Wood Yoke x 45mm (Narrow) - Suit	19mm





91811	8" Wood Yoke—Angled	19mm
91812	12" Wood Yoke—Angled	19mm

92111	8" Heavy Duty Wood Yoke	40mm
92110	12" Heavy Duty Wood Yoke	40mm
92112	10" Drilled Yoke 40mm Square	40mm
92113	8" Wood Yoke (Slimline) suit Fixed Wobble Arm	40mm



Roller Assemblies: Stem Bracket

PART NO:	DETAILS:	Roller:
91921	4 1/2" Flat Stem Bracket & Keel Roller Assy	Rubber
91922	6" Flat Stem Bracket & Keel Roller Assy	Rubber
91923	8" Flat Stem Bracket & Keel Roller Assy	Rubber

91924	4 1/2" Flat Stem Bracket & Flat Roller Assy	Rubber
-------	---	--------



Roller Assemblies: Stem Bracket

PART NO:	DETAILS:	Roller:
91930	4 1/2" Tandem Bracket & Keel Roller Assy	Rubber
91931	6" Tandem Bracket & Keel Roller Assy	Rubber
91932	8" Tandem Bracket & Keel Roller Assy	Rubber

91933	8" Tandem Bracket & Concave Roller Assy	Rubber
-------	---	--------



Wobble Roller Assemblies

PART NO:	DETAILS:	Colour:
91941	Assy Twin L/D Wobble Roller 19mm	Black
91942	Assy Twin H/D Wobble Roller 22mm	Black

91951	Assy Single Wobble Roller 18mm	Black
-------	--------------------------------	-------





Wobble Roller Assemblies

PART NO:	DETAILS:	Colour:
91962	Assy Long Bend Wobble Roller (L/R)	Black
91963	Assy Short Bend Wobble Roller (L/R)	Black



Wobble Roller Conversion Kit: Front

PART NO:	DETAILS:	Colour:
91971	Twin Front Adjustable Assy—2" x 2"	Black / Blue / Grey / Red
91972	Twin Front Adjustable Assy—3" x 2"	Black / Blue / Grey / Red
91973	Twin Front Adjustable Assy—4" x 2"	Black / Blue / Grey / Red
91975	Fixed Front Dual Arm Assy—2" x 2"	Black / Blue / Grey / Red
91976	Fixed Front Dual Arm Assy—3" x 2"	Black / Blue / Grey / Red
91973	Fixed Front Dual Arm Assy—4" x 2"	Black / Blue / Grey / Red



Wobble Roller Conversion Kit: Middle

PART NO:	DETAILS:	Colour:
91981	8 Adj Wobble Roller Assy—2" x 2"	Black / Blue / Grey / Red
91982	8 Adj Wobble Roller Assy—3" x 2"	Black / Blue / Grey / Red
91983	8 Adj Wobble Roller Assy—4" x 2"	Black / Blue / Grey / Red
91985	8 Fixed Wobble Roller Assy—2" x 2"	Black / Blue / Grey / Red
91986	8 Fixed Wobble Roller Assy—3" x 2"	Black / Blue / Grey / Red
91987	8 Fixed Wobble Roller Assy—4" x 2"	Black / Blue / Grey / Red



Wobble Roller Conversion Kit: Rear

PART NO:	DETAILS:	Colour:
91992	12 Rear Wobble Roller Assy—2" x 2"	Black / Blue / Grey / Red
91993	12 Rear Wobble Roller Assy—3" x 2"	Black / Blue / Grey / Red
91994	12 Rear Wobble Roller Assy—4" x 2"	Black / Blue / Grey / Red



Roller Brackets: Flat

PART NO:	DETAILS:	Finish:
92001	3" Flat Bracket (17mm)	Galvanised
92002	4" Flat Bracket (17mm)	Galvanised
92003	4 1/2" Flat Bracket (17mm)	Galvanised
92004	6" Flat Bracket (17mm)	Galvanised
92005	8" Flat Bracket (17mm)	Galvanised
92006	8" Flat Bracket (20mm)	Galvanised
92008	12" Heavy Duty Flat Bracket (26mm)	Galvanised



Roller Brackets: Flat Stem / Twin Stem

PART NO:	DETAILS:	Finish:
92049	4" Flat Stem Bracket 17mm (6" x 18mm Square)	Galvanized
92050	4 1/2" Flat Stem Bracket 17mm (6" x 18mm Square)	Galvanized
92051	6" Flat Stem Bracket 17mm (6" x 18mm Square)	Galvanized
92052	8" Flat Stem Bracket 17mm (8" x 18mm Square)	Galvanized
92056	6" Twin Stem Flat Bracket 17mm x 6" Stem	Galvanized
92053	8" Twin Stem Flat Bracket 17mm x 8" Stem	Galvanized
92055	8" Twin Stem Flat Bracket 20mm x 8" Stem	Galvanized
92054	12" Twin Stem Flat Bracket 26mm x 8" Stem	Galvanized



Roller Brackets: Tandem

PART NO:	DETAILS:	Finish:
92060	4 1/2" Tandem Roller Bracket (17mm)	Galvanised

Roller Brackets: Tandem

PART NO:	DETAILS:	Finish:
92061	6" Tandem Roller Bracket (17mm)	Galvanised
92062	8" Tandem Roller Bracket (17mm)	Galvanised



Wobble Roller Conversion Kit: Rear

PART NO:	DETAILS:	Finish:	Hole size:
92069	42mm x 42mm Clamp	Black	11mm
92070	50mm x 25mm Clamp	Black	11mm
92071	50mm x 50mm Clamp	Black	11mm
92072	75mm x 50mm Clamp	Black	11mm
92073	100mm x 50mm Clamp	Black	11mm

Wobble Roller Brackets

PART NO:	DETAILS:	Finish:
92074	Double U-Clamp Bracket 42mm	Galvanised
92079	Quad Wobble Bracket (dia. 18mm)	Galvanised
92080	Double Wobble Bkt Big Clamp (dia. 18mm)	Galvanised
92081	Double Wobble Bkt Big Clamp (dia. 22mm)	Galvanised
92085	Single Wobble Bracket (dia. 18mm)	Galvanised
92090	Long Bend Wobble Bkt Left (18mm)	Galvanised
92091	Long Bend Wobble Bkt Right (18mm)	Galvanised
92092	Short Bend Wobble Bkt Left (18mm)	Galvanised
92093	Short Bend Wobble Bkt Right (18mm)	Galvanised





PART NO:	DETAILS:	Finish:
92101	Steel Arm U-Bolt Plate Suit (92127)	Galvanised

92102	Front Steel Plate Suit (92112)	Galvanised
-------	--------------------------------	------------

92103	Pivot Block Suit (92125)	Galvanised
-------	--------------------------	------------

PART NO:	DETAILS:	Finish:
92111	8" Heavy Duty Wood Yoke 40mm Square	Galvanized
92110	12" Heavy Duty Wood Yoke 40mm Square	Galvanized
92112	10" Drilled Yoke 40mm Square	Galvanized
92113	Wood Yoke Slimline 40mm Square (Suit 92114)	Galvanized

92114	Dual Fixed Wobble Arm—Long	Galvanized
92114SH	Dual Fixed Wobble Arm—Short	Galvanized

92115	Adjustable Wobble Arm	Galvanized
-------	-----------------------	------------

92117	H/Duty 2" x 1" Adjusted (Suit 40mm Stem)	Galvanized
92118	H/Duty 2" x 2" Adjusted (Suit 40mm Stem)	Galvanized
92119	H/Duty 2" x 2" Adjusted (Suit 40mm Stem)	Galvanized
92120	H/Duty 3" x 2" Adjusted (Suit 40mm Stem)	Galvanized
92121	H/Duty 3" x 3" Adjusted (Suit 40mm Stem)	Galvanized

92125-30	Double Mounting Arm 600 x 50 x50 (Suit	Galvanized
----------	--	------------

92125	Double Mounting Arm 600 x 50 x50 (Suit 92103)	Galvanized
-------	---	------------

92127	Triple Mounting Arm 600 x 75 x 50 (Inc. Rubber Block and Bolts)	Galvanized
-------	---	------------

92129	Robber block 65mm x 37mm (each)	Galvanized
-------	---------------------------------	------------





Tube Side Adjusters (complete with Bolts & Nuts)

PART NO:	DETAILS:	Size:	Finish:
92150	2" x 1" Tube Side Adjuster	50 x 25mm	Galvanized
92151	2" x 2" Tube Side Adjuster	50 x 50mm	Galvanized
92151L	2" x 2" Tube Side Adjuster (Right)	50 x 50mm	Galvanized
92151R	2" x 2" Tube Side Adjuster (Left)	50 x 50mm	Galvanized
92152	3" x 2" Tube Side Adjuster	75 x 50mm	Galvanized
92153	4" x 2" Tube Side Adjuster	100 x 50mm	Galvanized
92154	65 x 35cm Tube Side Adjuster	65 x 35mm	Galvanized
92161	2" x 1" x 6" Tube Side Adjuster	100 x 50mm	Galvanized
92162	2" x 2" x 8" Tube Side Adjuster	50 x 50mm	Galvanized
92163	3" x 2" x 8" Tube Side Adjuster	75 x 50mm	Galvanized



Eye Post

PART NO:	DETAILS:	Finish:
92171	6" Eye Post (Suit 16mm Pin)	Galvanized
92172	8" Eye Post (Suit 16mm Pin)	Galvanized
92173	12" Eye Post (Suit 16mm Pin)	Galvanized
92174	12" Eye Post (Suit 20mm Pin)	Galvanized



Eye Post

PART NO:	DETAILS:	Finish:
92180	Weld on 3" (75mm) Inc. Bolt	Zinc Plated
92182	Large Saddle 50mm Inc. Bolt	Zinc Plated
92183	Large 50mm—Each	Zinc Plated
92185	Small Saddle 35mm—Each	Zinc Plated





92187	Bolt On 3" (75mm) Bracket Inc. Bolt	Zinc Plated
-------	-------------------------------------	-------------

Fish Plate / Axle Seat

PART NO:	DETAILS:	Finish:
FP3950	Fish Plate 8mm	Black
FP3950GB	Fish Plate 8mm (Blister Pack)	Galvanized

92201A	Fish Plate 8mm	Galvanized
92201	Fish Plate 10mm	Galvanized

92201-6010G58	Fish Plate 10mm (Suit 60mm Spring. 5/8 U-Bolt)	Galvanized
---------------	--	------------

92202	Axle Seat 40mm x 40mm—Each	Galvanized
92203	Axle Seat 40mm x 40mm—Each	Black

SP45GB	Axle Seat 40mm x 40mm (Set of 2)	Galvanized
--------	----------------------------------	------------



Motor Support

PART NO:	DETAILS:
92190	REDCO—Motor Support Bracket (Standard)
92191	REDCO—Motor Support Bracket (Long Inner)

92190	REDCO—Motor Support Bracket (Standard)
92191	REDCO—Motor Support Bracket (Long Inner)

92200	Outer MSB only Inc. Bolt & Rubber
-------	-----------------------------------

92193	Cut Rubber Nose Suit Motor Support—Each
-------	---

92194	MS Flag Weld On—Black
-------	-----------------------

92195	Bolt On Support On—Galvanised
-------	-------------------------------



Motor Support

PART NO:	DETAILS:
92196	2" x 1" Clamp On + Flag (Galvanized)
92197	2" x 2" Clamp On + Flag (Galvanized)
92197-32	3" x 2" Clamp On + Flag (Galvanized)



Safety Chain

PART NO:	DETAILS:	Rated:	Approx.
CHR06Z	Safety Chain 06mm—Stamped	1000 KG	25 KG = 32.0m
CHR08Z	Safety Chain 08mm—Stamped	1600 KG	25 KG = 21.0m
CHR10Z	Safety Chain 10mm—Stamped	2500 KG	25 KG = 13.5m
CHR13Z	Safety Chain 13mm—Stamped	3500 KG	25 KG = 7.3m



Slipper Spring Hanger

PART NO:	DETAILS:	Finish:
92210	1/2" Front Spring Hanger 45mm	Zinc Plated
92211	9/16" Front Spring Hanger 45mm—Heavy Duty	Zinc Plated
92211-58	5/8" Front Spring Hanger 45mm—Heavy Duty	Zinc Plated
92212	Rear Spring Hanger with 1/2" Bolt	Zinc Plated
FSH45	Front Spring Hanger 45mm—1/2" Hole	Black
RSH45	Front Spring Hanger 45mm—No Hole	Black
92213	Rear Slipper Box	Zinc Plated
SHK45GB	Complete Spring Hanger Kit—Front & Rear Spring Hanger with 1/2" x 3 1/2" Shackle Bolt (Blister)	Galvanized



Shackle Spring Hanger

PART NO:	DETAILS:	Finish:
92221	Spring Dumbjack (no bush): 45mm	Zinc Plated
92222	9/16" Shackle Plate: 63mm Centre	Galvanized
92223	9/16" Shackle Plate: 75mm Centre	Galvanized
92224	9/16" Shackle Plate: 90mm Centre	Galvanized
92231	Apex Long—Tandem Rocker Arm	Zinc Plated
92231BK	Apex Long—Tandem Rocker Arm	Black
92232	Spring Rocker Arm—No bush	Galvanized
92232BK	Spring Rocker Arm—No bush	Black
RA 45	Tandem Rocker Arm 210mm—No bush	Black



Shackle Bolts & Bushes

PART NO:	DETAILS:	Finish:
92241	1/2" x 3 1/2" Shackle Bolt & Nut	Zinc Plated
92242	9/16" x 3 1/2" Shackle Bolt & Nut	Zinc Plated
92243	5/8" x 3 1/2" Shackle Bolt & Nut	Zinc Plated
92245	9/16" x 3 1/2" Shackle Bolt & Nut	Black
92246	5/8" x 3 1/2" Shackle Bolt & Nut	Black
SP 916G	9/16" X 3 1/2" Shackle Bolt & Nut	Greaseable
SP 58G	5/8" x 3 1/2" Shackle Bolt & Nut	Greaseable
SP 916G Long	9/16" x 4 1/2" Shackle Bolt & Nut	Greaseable
SP 58G Long	5/8" x 4 1/2" Shackle Bolt & Nut	Greaseable
SB 12B	1/2" Nylon Bush—Set of 2	Blister
SB9 16B	9/16" Nylon Bush—Set of 2	Blister
SB58B	5/8" Nylon Bush—Set of 2	Blister



Shackle Bolts & Bushes

PART NO:	DETAILS:	Finish:
BT 1235ZB	1/2" x 3 1/2" Shackle Bolt & Nut	Blister
SP 916B	9/16" x 3 1/2" Shackle Bolt & Nut	Blister
SP 58B	5/8" x 3 1/2" Shackle Bolt & Nut	Bister

92251	1/2" Nylon Bush—Each	Bulk
92252	9/16" Nylon Bush—Each	Bulk
92253	5/8" Nylon Bush—Each	Bulk

Spring Hanger Kits—Shackle Spring

PART NO:	DETAILS:	Finish:
92300	Set up for Single Axle: 45mm Shackle Spring Hanger Kit 9/16" - 2 x Heavy Duty Front Hanger Zinc - 2 x Dumb Jack Zinc & Bush - 4 x 3" Shackle Plate Galvanised - 6 x Shackle Bolt Zinc	Blister



PART NO:	DETAILS:	Finish:
92301	Set up for Tandem Axle: 45mm Shackle Spring Hanger Kit 9/16" - 2 x Heavy Duty Front Hanger Zinc - 2 x Dumb Jack Zinc & Bush - 8 x 3" Shackle Plate Galvanised - 12 x Shackle Bolt Zinc - 2 x 5/6" Shackle Bolt Greaseable - 2 x Long Apex Galvanised - 2 x Rocker Arm Galvanised & Bush	Blister



