



# Toyota Sienna



The best-in-class BraunAbility Toyota Sienna is a customer-favorite with just-right maneuverability and a suite of industry-leading features, all without compromising ride, handling or durability.

FIND YOUR *go*

# BIGGER IS BETTER

BraunAbility® designed its Toyota Sienna Power Infloor & Foldout with an additional six inches of cabin length for just-right maneuverability, without sacrificing ride quality or vehicle handling.





**KEY FEATURES:**

- Extra interior space for easy maneuverability.
- Lighting throughout rear of vehicle for easier navigating in the dark.
- Full-length stow-away footrest for 3rd row passenger comfort.
- Unaltered ride and handling maintains the best-in-class driving experience of the Toyota Sienna.



# INFLOOR OR FOLDOUT RAMP?

## THE CHOICE IS YOURS

- Infloor ramps stows out of sight and out of mind until needed and allow ambulatory passengers to enter and exit without deploying ramp.
- Foldout ramps easily deploy onto a curb for greater parking flexibility.
- Rigid, heavy-duty ramp with 1000-lb capacity




**ToyotaCare**

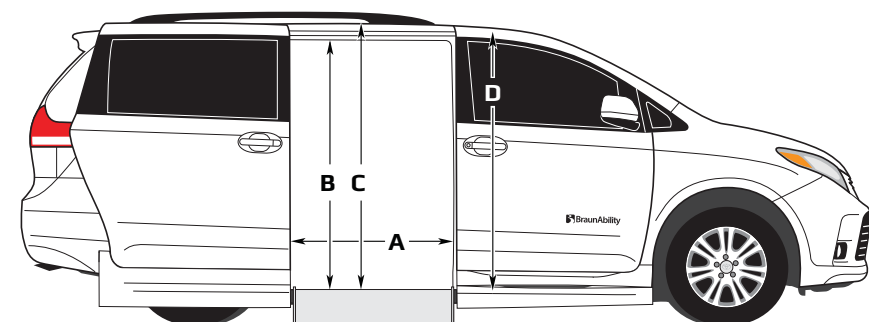
The BraunAbility Toyota Sienna comes standard with ToyotaCare, which covers normal factory scheduled maintenance for two years or 25,000, whichever comes first, as well as 24-hour roadside assistance. See Toyota dealer for details and exclusions.



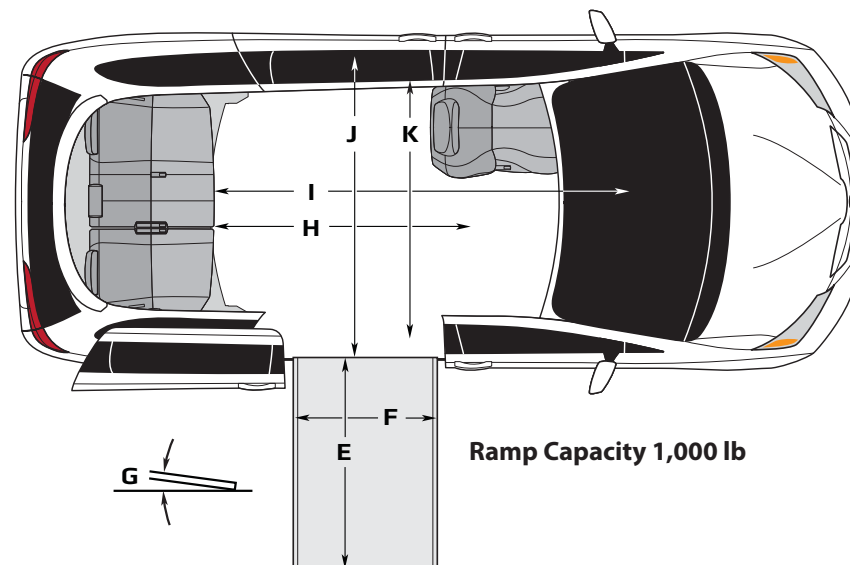
Infloor Ramp



Foldout Ramp



## BRAUNABILITY® SIDE-ENTRY POWER INFLOOR & FOLDOUT BUILT ON THE TOYOTA SIENNA



### DIMENSIONS

		Infloor Ramp	Foldout Ramp
Door Opening Usable Width	A	30.5"	31"
Door Opening Usable Height 1) at Middle of Door 2) at Airbag	B	1) 54" 2) 53.5"	1) 56" 2) 55.5"
Interior Height at Center of Vehicle*	C	58.5"	60.5"
Interior Height at Driver and Passenger Position**	D	57.5"	59.5"
Ramp Length	E	52"	52"
Ramp Width (Usable Clear Opening)	F	30.25"	29.25"
Ramp Angle (with Vehicle Kneeled)***	G	8.7°	7.25°
Interior Floor Length (Behind Front Seat Strikers)	H	57"	57"
Overall Interior Floor Length	I	89.25"	89.25"
Interior Width at Slide Doors (Doors Closed)	J	66.5"	65"
Interior Width at B Pillars	K	59"	59"

\* Deduct 2" off of interior height for applications with overhead DVD/rail system \*\* Deduct 1" off of interior height for applications with moon roof

\*\*\* Ramp angle subject to 1.5 degree variance based on chassis trim level and other environmental factors -  
measured with a 250 lb approximated wheelchair passenger load at the center of the ramp

Due to manufacturing tolerances both with the OEM vehicle and the conversion components, all dimensions may vary slightly from those shown.




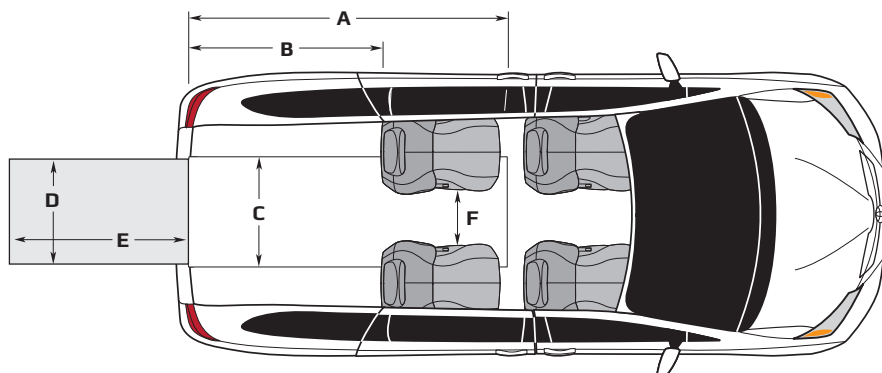


## REAR-ENTRY

---

The BraunAbility Toyota Rear-Entry is the perfect blend of style, space and function. The versatility of a rear-entry wheelchair van has never looked better or guaranteed more reliability and accessibility.

- Extra wide 32" foldout ramp
- Available as manual or power ramp
- 54" doorway height
- Multiple seating options offer flexibility for the whole family
- Patented latch system for worry-free security



**Ramp Capacity 1,000 lb**

## BRAUNABILITY® MANUAL & POWER REAR-ENTRY BUILT ON THE TOYOTA SIENNA

### DIMENSIONS

		Manual Ramp	Power Ramp
Lowered Floor Length	A	87"	87"
Lowered Floor Length (Behind 2nd Row Seats)	B	56"	56"
Lowered Floor Width	C	32.5"	32.5"
Ramp Width (Usable Clear Opening)	D	32"	32"
Ramp Length (Manual)	E	56"	40"
Distance Between 2nd Row OEM Bucket Seats (Manual Ramp Only)	F	13.5"	-
Distance Between 2nd Row Aftermarket Bucket Seats	F	25"	25"
2nd Row Wheelchair Location Interior Height*	G	57"	57"
Entrance Height	H	54"	54"
Overall Height (Hatch Closed - with Roof Rails)	I	73"	73"
Overall Height (Hatch Closed - without Roof Rails)	I	70"	70"
Ramp Angle (Kneeled on Power Ramp)**	J	9.5°	11°

\* Deduct 1.5" off of interior height for applications with overhead console

\*\* Ramp angle subject to 1.5 degree variance based on chassis trim level and other environmental factors - measured with a 250 lb approximated wheelchair passenger load at the center of the ramp

Due to manufacturing tolerances both with the OEM vehicle and the conversion components, all dimensions may vary slightly from those shown.





## THE MOST TRUSTED BRAND IN MOBILITY\*

BraunAbility quality and reliability are recognized as the standards in automotive mobility. That's why the professionals at the forefront of helping our customers recommend our products.



- **Dealer Service Technicians** – choose BraunAbility 8:1 over the next closest competitor as the brand they would buy for a family member\*
- **Permobil®** – makers of the best fitting, best performing, most technically advanced wheelchairs in the world
- **B&D Independence®** – the award-winning provider of innovative, quality seating solutions for wheelchair users

\*Based on 2016 Dealer Service Technician Study

**permobil**

**B&D**  
INDEPENDENCE

800.488.0359 | [braunability.com](http://braunability.com)

