


Transform Your Lessons Plans with TeachersFirst and SAMR

Dr. Ruth Okoye
Director of K12 Initiatives
The Source for Learning, Inc.



- ★ TeachersFirst
- ★ OK2Ask
- ★ MySciLife

A nonprofit educational services organization in Virginia helping to *SuperEmpower* teachers for over 30 years.

Today's Goals



UNDERSTAND

Understand the SAMR model and its importance to the lesson planning process.



LOCATE

Locate resources within TeachersFirst that support lesson planning.



PLAN

Plan to introduce TeachersFirst resources and the SAMR model in combination to plan effective technology infused lessons.

Fist to Five

How familiar are you with the SAMR model?



I have never heard of it.



I am familiar with SAMR and have encouraged my teachers to learn about it.



I am very familiar with SAMR, have done PD for my staff, and my teachers use it regularly.

THE SAMR SWIMMING POOL

ERASE THE LINE: SWIM LAPS

EVERYONE CAN USE SUPPORTS...

FLOATATION DEVICES COME IN THE FORM OF LEADERSHIP, COACHES, PD, PLNs, ETC.

READY TO JUMP IN?

BUT BE SURE TO WORK ACROSS THE SPECTRUM... JUST LIKE YOU WOULD WITH BLOOM'S TAXONOMY



ERASE THAT LINE YOU'VE HEARD ABOUT AND SWIM LAPS

SUBSTITUTION

AUGMENTATION

ENHANCEMENT SHALLOW END

MODIFICATION


REDEFINITION

TRANSFORMATIVE DEEP END

Using technology to support learning and teaching requires the willingness to put a toe in the water. We have to be comfortable wading in, use whatever floatation supports we need, and consider how we use the technology as fluid.

If we all jumped in the deep end and continued to endlessly tread water, we exhaust ourselves and sink -- but if we **swim laps**, imagine the possibilities.

Created by Jaclyn Stevens
Based on the work of Dr. Ruben Puentedura, with props to Carl Hooker





FRAMEWORK

A basic conceptual structure that provides a common language and serves to hold together the parts of an activity you might practice.

”

WHY SAMR?

TECH TOOLS

Guides learning through thoughtful selection and integration of technology tools




PLANNING

Provides a framework for lesson planning

BLOOMS

Correlation to Blooms Taxonomy to address higher levels of learning and understanding



PEDAGOGY

Incorporate research-based pedagogy

Demo



TeachersFirst Database
Edge Tools



Lesson Planning with TeachersFirst

01 Join TeachersFirst

Membership is free. As you research, collect and curate favorite resources from the TeachersFirst site.

02 Select Topic

Check your pacing guide, select your lesson topic and identify your objectives.

03 Search TF Database

Search the TeachersFirst database for web tools and other curricular resources.

04 Read Suggestions

Once a resource or web tool is identified, read the "*in the classroom*" suggestions for lesson plan stems and other tips.

05 Lesson Design

Fully develop your lesson using the suggested stems and tools chosen.

06 Rate & Share Resources

If you have a TeachersFirst account, return to the saved resources for the lesson to provide a rating and to share with other educators.



SAMR

Lesson Plan Examples



SUBSTITUTION

Tech acts as a direct
tool substitute with
no functional
change

SUBSTITUTION in RESEARCH

TOOL



Snapshot Serengeti

SAMR PLAN

Use this site to learn about Africa habitats and animals instead of using an encyclopedia.

LESSON IDEA

Learn about African habitats through viewing webcams in the Serengeti.

SUBSTITUTION in SOCIAL STUDIES

TOOL



SAMR PLAN

Use Bing maps instead of paper maps.

LESSON IDEA

Use the maps to find geographic areas where civilizations were located.



AUGMENTATION

Tech acts as a direct tool substitute with functional improvement

AUGMENTATION in ENGLISH/LANGUAGE ARTS

TOOL



SAMR PLAN

Use Word Online to make editing easier using tools included: Smart Lookup, spellcheck and grammar check.

LESSON IDEA

Use Smart Lookup to complete your research and be sure to check grammar and spelling.

AUGMENTATION in MATHEMATICS

TOOL



SAMR PLAN

Use the clipart and drawing tools included in My Storybook as virtual manipulatives.

LESSON IDEA

Illustrate your story problems using the clipart provided in the tool.



THE PIZZA Portal

1
2
3
4
5
6

INTRODUCING
PIZZA PORTAL™
Pickup

> ORDER ON OUR APP
> SKIP THE REGISTER

The advertisement features a cartoon pizza delivery person in a white uniform with a laurel wreath on their head, holding a pizza tray and a smartphone. To the left is a vertical stack of six pizza trays numbered 1 to 6. The background is orange.



MODIFICATION

Tech allows for significant task redesign

Enhancement → Transformation

MODIFICATION in ENGLISH/LANGUAGE ARTS

TOOL



SAMR PLAN

Use multimedia tools like Sway to create a piece of writing.

LESSON IDEA

Write a multimedia report on the theme from a book that you have read.

MODIFICATION in SOCIAL STUDIES

TOOL



Google Earth Web &
Google MyMaps

SAMR PLAN

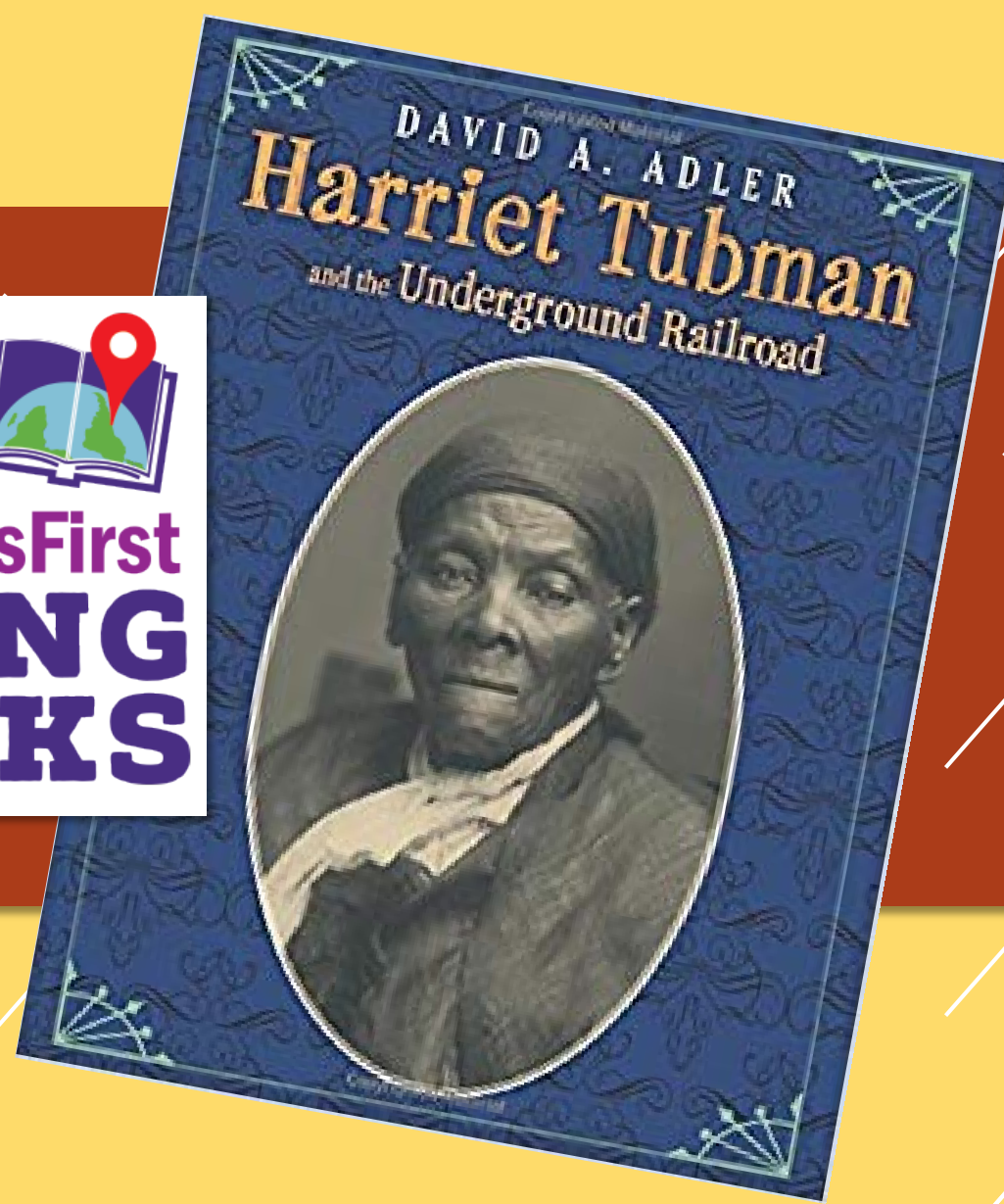
Use media and map points to bring a story to life.

LESSON IDEA

Create a tour of famous places from an Ancient Civilization or historical novel.



TeachersFirst
**READING
TREKS**



Make Learning a Journey



REDEFINITION

Tech allows for the creation of previously inconceivable tasks

REDEFINITION in ENGLISH/LANGUAGE ARTS

TOOL



SAMR PLAN

Use EduBlogs to share multimedia embedded student writing with a global community.

LESSON IDEA

Have students write character blogs for a novel they are reading and post links to twitter using #comments4kids.

REDEFINITION in RESEARCH

TOOL



SAMR PLAN

Share student habitat research with professionals in the field and/or other classes around the world with Skype.

LESSON IDEA

Search Skype in the classroom connections in the Microsoft Educator Community to find others to share with.

Lesson Planning with TeachersFirst

01 Join TeachersFirst

Membership is free. As you research, collect and curate favorite resources from the TeachersFirst site.

02 Select Topic

Check your pacing guide, select your lesson topic and identify your objectives.

03 Search TF Database

Search the TeachersFirst database for web tools and other curricular resources.

04 Read Suggestions

Once a resource or web tool is identified, read the "*in the classroom*" suggestions for lesson plan stems and other tips.

05 Lesson Design

Fully develop your lesson using the suggested stems and tools chosen.

06 Rate & Share Resources

If you have a TeachersFirst account, return to the saved resources for the lesson to provide a rating and to share with other educators.

PROFESSIONAL Learning

OK2ASK

FREE 90-Minute Hands-On Virtual EdTech workshops aimed at improving classroom technology implementation.



BLOG

“Soft” professional development...to drive thought and learning around educational technology and how it supports instruction.



BOOK CLUB

Provides guided conversations about instructional and professional learning strategies. It encourages interaction and self-reflection. For members only.



TWITTER CHATS

The Twitter chats are LIVE Twitter conversations using a common hashtag, moderated and focused around a general topic.



OK2Ask Fall

CURRENT WEBINAR SERIES - 7:00 PM ET

- September 18 Transform Your Lesson Plans with TeachersFirst and SAMR
- September 25 Social Media Literacy: Purposeful Practice in Every Classroom
- October 02 Interactive Drawings with Google Draw
- October 09 3 Cool Tools for Digital Writing
- October 16 SWAY Cool Reading
- October 23 Tech Integration Made Easy with Animoto
- October 30 Engage & Inspire: Choice Boards for Differentiation
- November 13 MakeCode: Bring Computational Thinking into Any Classroom
- November 20 Creativity Cafe: Recipes for Formative Assessment





How can I help?