



Transparent, Translucent, or Opaque Sort



from

The Polka-Dotted Teacher



Help your students practice evaluating whether an item is transparent, translucent, or opaque.


This activity can be used in a variety of ways! Laminate the sorting chart and picture cards and use this activity as a center. Give each student a copy of the sorting chart and a set of words to cut and to glue as an assessment of learning.

Included: sorting chart, picture cards, recording sheet, and answer key

Instructions:


1. Each student needs a "Transparent, Translucent, or Opaque" sorting chart and a set of picture cards.
2. The student will decide if the item pictured on the card is transparent, translucent, or opaque.
3. The student will place/glue that card in the chart.

The Polka-dotted Teacher
<http://polkadottedteacher.blogspot.com>



Name: _____

Date: _____



Transparent, Translucent, or Opaque Sort

Transparent Items


(allow all light to pass through)

Translucent Items

(allow some light to pass through)

Opaque Items


(allow no light to pass through)



frosted glass




eyeglasses



concrete wall



door



frosted glass




eyeglasses



concrete wall



door



tree




thin curtains



measuring cup



lampshade



tree



thin curtains




measuring cup



lampshade



magnifying glass



desks




colored balloons



window



magnifying glass



desks



colored balloons



window



rocks



stained glass



book



water




rocks



stained glass



book



water



toy packaging



goggles



shower curtain



gift box



toy packaging



goggles



shower curtain



gift box



sunglass lenses



wood blocks



water bottle



colored glass bottle



sunglass lenses



wood blocks



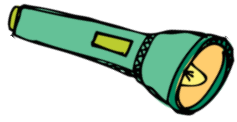
water bottle



colored glass bottle

Name: _____ Date: _____

Transparent, Translucent, or



Opaque Sort Recording Sheet



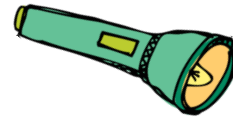
Transparent Items

Translucent Items


Opaque Items

Name: _____ Date: _____

Transparent, Translucent, or



Opaque Sort Recording Sheet



Transparent Items

Translucent Items

Opaque Items

Answer Key

Transparent

eyeglasses goggles magnifying glass
measuring cup toy packaging water
water bottle window

Translucent


colored balloons colored glass bottle frosted glass
lampshade shower curtain stained glass window
sunglasses lenses thin curtains

Opaque

book concrete wall desks door
gift rocks tree wood blocks

Did you enjoy this sort?
Check out more activities like
these at
my [TeachersPayTeachers](https://www.teacherspayteachers.com/)
store!

Clip Art Graphics by



Font by



Photo Credits

All photos used under Creative Commons licensing.

book - <http://flic.kr/p/8JBSSW>
colored balloons - <http://www.fotopedia.com/items/flickr-3705507804>
colored glass bottle - <http://flic.kr/p/4mwEnq>
concrete wall - <http://flic.kr/p/6BY3iE>
desks - <http://flic.kr/p/7pQSQ>
door - <http://flic.kr/p/dqLj>
eyeglasses - <http://flic.kr/p/8bmZ3J>
frosted glass - <http://flic.kr/p/cDhccf>
gift - <http://flic.kr/p/djmVpg>
goggles - <http://flic.kr/p/dzVoB>
lampshade - <http://flic.kr/p/64ZrqD>
magnifying glass - <http://flic.kr/p/9VATSc>
measuring cup - <http://flic.kr/p/6Y8EmP>
rocks - <http://flic.kr/p/BMumj>
shower curtain - <http://flic.kr/p/7Kp1PD>
stained glass window - <http://flic.kr/p/4iy2Ch>
sunglasses lenses - <http://flic.kr/p/9XZHa6>
thin curtains - <http://flic.kr/p/P36p>
toy packaging - <http://flic.kr/p/4tr4v>
tree - <http://flic.kr/p/38Jgo9>
water - <http://flic.kr/p/dwqaT>
water bottle - <http://flic.kr/p/a2SC3b>
window - <http://flic.kr/p/467QQm>
wood blocks - <http://flic.kr/p/aZKD6n>