

34704-861

01-29-2010

1/41



UNITED STATES ENVIRONMENTAL PROTECTION AGENCY
WASHINGTON, D.C. 20460

OFFICE OF
PREVENTION, PESTICIDES AND
TOXIC SUBSTANCES

Ms. Kristie Raymond
Loveland Products, Inc.
P.O. Box 1286
Greeley, CO 80632-1286

JAN 29 2010

SUBJECT: Application for Pesticide Notification (PRN 98-10)
Request General Label Change(s)/Cosmetic Changes Listed in Narrative
EPA Reg. No. 34704-861
Application Dated December 15, 2009

Dear Registrant:

The Agency is in receipt of your Application for Pesticide Notification under Pesticide Registration Notice (PRN) 98-10 dated 12/15/09 for the above product. The Registration Division (RD) has conducted a review of this request for its applicability under PRN 98-10 and finds that the action(s) requested fall within the scope of PRN 98-10. The label submitted with the application has been stamped "Notification" received and will be placed in our records.

If you have any questions, please call me directly at 703-305-6249 or Owen F. Beeder of my staff at 703-308-8899.

Sincerely,

A handwritten signature in black ink, appearing to read "Linda Arrington".

Linda Arrington
Notifications & Minor Formulations Team Leader
Registration Division (7505P)
Office of Pesticide Programs



United States
Environmental Protection Agency
 Washington, DC 20460

<input type="checkbox"/>	Registration
<input type="checkbox"/>	Amendment
<input checked="" type="checkbox"/>	Other

OPP Identifier Number

Application for Pesticide - Section I

1. Company/Product Number 34704-861	2. EPA Product Manager Joanne Miller	3. Proposed Classification <input checked="" type="checkbox"/> None <input type="checkbox"/> Restricted
4. Company/Product (Name) Rifle Herbicide	PM# 23	
5. Name and Address of Applicant (Include ZIP Code) Loveland Products, Inc. P.O. Box 1286 Greeley, Colorado 80632-1286 <input type="checkbox"/> Check if this is a new address	6. Expedited Review. In accordance with FIFRA Section 3(c)(3)(b)(i), my product is similar or identical in composition and labeling to: EPA Reg. No. _____ Product Name _____	

Section - II

<input type="checkbox"/> Amendment - Explain below.	<input type="checkbox"/> Final printed labels in response to Agency letter dated _____
<input type="checkbox"/> Resubmission in response to Agency letter dated _____	<input type="checkbox"/> "Me Too" Application.
<input checked="" type="checkbox"/> Notification - Explain below.	<input type="checkbox"/> Other - Explain below.

NOTIFICATION
JAN 29 2010

Explanation: Use additional page(s) if necessary. (For section I and Section II.)

- Updated the product names mentioned in the label (™ to ®; replaced products with LPI's "Me Toos" where applicable; deleted canceled products)
- Typographical corrections

Section - III

1. Material This Product Will Be Packaged In:				2. Type of Container	
Child-Resistant Packaging <input type="checkbox"/> Yes <input checked="" type="checkbox"/> No	Unit Packaging <input type="checkbox"/> Yes <input checked="" type="checkbox"/> No	Water Soluble Packaging <input type="checkbox"/> Yes <input checked="" type="checkbox"/> No		<input type="checkbox"/> Metal	<input checked="" type="checkbox"/> Plastic
* Certification must be submitted		If "Yes" Unit Packaging wgt.	No. per container	If "Yes" Package wgt.	No. per container
				<input type="checkbox"/> Glass	<input type="checkbox"/> Paper
				<input type="checkbox"/> Other (Specify) _____	
3. Location of Net Contents Information <input checked="" type="checkbox"/> Label <input type="checkbox"/> Container		4. Size(s) Retail Container 2.5 gal.		5. Location of Label Directions <input checked="" type="checkbox"/> Label Booklet	
6. Manner in Which Label is Affixed to Product		<input type="checkbox"/> Lithograph <input type="checkbox"/> Paper, glued <input type="checkbox"/> Stenciled	<input checked="" type="checkbox"/> Other Self adhesive label		

Section - IV

1. Contact Point (Complete items directly below for identification of individual to be contacted, if necessary, to process this application.)

Name Kristie Raymond kristie.raymond@cpsagu.com	Title Registration Specialist	Telephone No. (Include Area Code) 970-534-3433
--	----------------------------------	---

Certification
 I certify that the statements I have made on this form and all attachments thereto are true, accurate and complete. I acknowledge that any knowingly false or misleading statement may be punishable by fine or imprisonment or both under applicable law.

2. Signature <i>Kristie Raymond</i>	3. Title Registration Specialist	6. Date Application Received (Stamped)
4. Typed Name Kristie Raymond	5. Date December 15, 2009	



Performance	Quality	Value
-------------	---------	-------

December 15, 2009

Document Processing Desk (NOTIF)
 Office of Pesticide Programs (7504P)
 Joanne Miller – PM #23
 U.S. Environmental Protection Agency
 One Potomac Yard, 4th Floor, Room S-4900
 2777 South Crystal Drive
 Arlington, VA 22202

Subject: Rifle Herbicide (EPA Reg. No. 34704-861); Notification

Enclosed, is the Loveland Products, Inc. (LPI) submission for a Notification of Rifle Herbicide (EPA Reg. No. 34704-861) for the following changes:


- Updated the product names mentioned in the label (™ to ®; replaced products with LPI's "Me Toos" where applicable; deleted canceled products)
- Typographical corrections

An Application for Registration (EPA Form 8570-1) along with a copy of the revised Rifle Herbicide label is enclosed. If you have any questions, please feel free to contact me at 970-534-3433 or kristie.raymond@cpsagu.com.

Sincerely,

Kristie Raymond
 Registration Specialist

Enclosures



4
fl



NOTIFICATION
JAN 29 2010

For Weed Control in Corn, Sorghum, Small Grains, Pasture, Hay, Rangeland, Farmstead (Non-Cropland), Fallow, Cotton, Sugarcane, Asparagus, Turf, and Grass Seed Crops

ACTIVE INGREDIENT:	
Dimethylamine salt of dicamba*	48.2%
OTHER INGREDIENTS:	
	51.8%
	TOTAL 100.0%

*This product contains 40.0% 3,6-dichloro-o-anisic acid (dicamba) or 4 pounds per gallon.

**KEEP OUT OF REACH OF CHILDREN
WARNING—AVISO**

Si usted no entiende la etiqueta, busque a alguien para que se la explique a usted en detalle. (If you do not understand the label, find someone to explain it to you in detail).

FIRST AID

If in eyes:	<ul style="list-style-type: none"> • Hold eye open and rinse slowly and gently with water for 15-20 minutes. • Remove contact lenses, if present, after the first 5 minutes, then continue rinsing eye. • Call a poison control center or doctor for treatment advice.
If swallowed:	<ul style="list-style-type: none"> • Call a poison control center or doctor immediately for treatment advice. • Have person sip a glass of water if able to swallow. • Do not induce vomiting unless told to do so by the poison control center or doctor. • Do not give anything by mouth to an unconscious person.

HOT LINE NUMBER

Have the product container or label with you when calling a poison control center or doctor, or going for treatment. You may also contact 1-866-944-8565 for emergency medical treatment information.

Note to Physician: Probable mucosal damage may contraindicate the use of gastric lavage. See inside booklet for additional PRECAUTIONARY STATEMENTS.

EPA REG. NO. 34704-861

EPA EST. NO. 042750-MO-001

NET CONTENTS 2 1/2 GALS. (9.46 L)

IHT

100909 V1D 11G09

RIFLE® HERBICIDE

34704-861

**PRECAUTIONARY STATEMENTS
HAZARDS TO HUMANS AND DOMESTIC ANIMALS
WARNING**

Causes substantial but temporary eye injury. Harmful if swallowed. Do not get in eyes or on clothing. Avoid contact with skin.

Personal Protective Equipment

Some materials that are chemical-resistant to this product are butyl rubber, natural rubber, neoprene rubber or nitrile rubber. If you want more options, follow the instructions for Category A on an EPA chemical-resistance category selection chart.

All mixers, loaders, and applicators and other handlers must wear:

- Long-sleeved shirt and long pants,
- Chemical-resistant gloves (except for applicators using ground boom equipment, pilots and flaggers),
- Shoes plus socks, and
- Goggles or face shield.

See engineering controls for additional requirements and exceptions.

Discard clothing and other absorbent materials that have been drenched or heavily contaminated with this product's concentrate. Do not reuse them. Follow manufacturer's instructions for cleaning/maintaining PPE. If no such instructions for washables exist, use detergent and hot water. Keep and wash PPE separately from other laundry.

Engineering Controls Statement

When handlers use closed systems, enclosed cabs, or aircraft in a manner that meets the requirements listed in the Worker Protection Standard (WPS) for agricultural pesticides [40 CFR 170.240(d)(4-6)], the handler PPE requirements may be reduced or modified as specified in the WPS.

Pilots must use cockpits in a manner that meets the requirements listed in the Worker Protection Standard (WPS) for agricultural pesticides (40 CFR 170.240(d)(4-6).

USER SAFETY RECOMMENDATIONS

Users should:

- Wash hands before eating, drinking, chewing gum, using tobacco or using the toilet.
- Remove clothing/PPE immediately if pesticide gets inside. Then wash thoroughly and put on clean clothing.
- Remove PPE immediately after handling this product. Wash the outside of gloves before removing. As soon as possible, wash thoroughly and change into clean clothing.

ENVIRONMENTAL HAZARDS

Do not apply directly to water, or to areas where surface water is present, or to intertidal areas below the mean high water mark. Do not contaminate water when disposing of equipment wash-water or rinsate.

Apply this product only as directed.

6
41

RIFLE® HERBICIDE

34704-861

DIRECTIONS FOR USE

It is a violation of Federal law to use this product in a manner inconsistent with its labeling.

Do not apply this product in a way that will contact workers or other persons, either directly or through drift. Only protected handlers may be in the area during application. For any requirements specific to your State or Tribe, consult the agency responsible for pesticide regulation.

AGRICULTURAL USE REQUIREMENTS

Use this product only in accordance with its labeling and with the Worker Protection Standard, 40 CFR part 170. This Standard contains requirements for the protection of agricultural workers on farms, forests, nurseries, and greenhouses, and handlers of agricultural pesticides. It contains requirements for training, decontamination, notification, and emergency assistance. It also contains specific instructions and exceptions pertaining to the statements on this label about personal protective equipment (PPE) and restricted-entry interval. The requirements in this box only apply to uses of this product that are covered by the Worker Protection Standard.

Do not enter or allow worker entry into treated areas during the restricted-entry interval (REI) of 24 hours.

PPE required for early entry to treated areas that is permitted under the Worker Protection Standard and that involves contact with anything that has been treated, such as plants, soil, or water is:

1. Coveralls worn over short-sleeved shirt and short pants
2. Chemical resistant footwear plus socks
3. Chemical resistant gloves made of any waterproof material
4. Chemical resistant headgear for overhead exposure
5. Protective eyewear

NON-AGRICULTURAL USE REQUIREMENTS

The requirements in this box apply to uses of this product that are NOT within the scope of the Worker Protection Standard for agricultural pesticides (40 CFR Part 170). The WPS applies when this product is used to produce agricultural plants on farms, forests, nurseries, or greenhouses.

Do not enter or allow others to enter the treated area until sprays have dried.

PRODUCT INFORMATION

The following directions apply to all uses of RIFLE® HERBICIDE. Additional precautions and restrictions will be found in each specific use section. Do not treat irrigation ditches or water used for crop irrigation or domestic uses. Do not apply this product through any type of irrigation system.

MIXING AND APPLICATION

Unless otherwise specified under the individual use headings of this label, the following directions apply to all crop and noncrop uses of RIFLE HERBICIDE. Refer to individual use sections for additional precautions, restrictions, application rates and timings.

RIFLE HERBICIDE is a water-soluble formulation that can be applied using water or sprayable fluid fertilizer as the carrier. If a fluid fertilizer is to be used, a compatibility test (see COMPATIBILITY TEST below) should be made prior to tank mixing.

Ground or aerial application equipment which will give good spray coverage of weed foliage should be used. However, do not use aerial application equipment if spray particles can be carried by wind into areas where sensitive crops or plants are growing or when temperature inversions exist.

RIFLE® HERBICIDE

34704-861

Apply 3 to 50 gallons of diluted spray per treated acre when using ground application equipment, or 1 to 10 gallons of diluted spray per treated acre (2 to 20 gallons of diluted spray per acre for pre-harvest uses) in a water-based carrier when using aerial application equipment. Use the higher level of the listed spray volumes when treating dense or tall vegetation. Use coarse sprays.

Select nozzles designed to produce minimal amounts of fine spray particles. Spray with nozzles as close to the weeds as is practical for good weed coverage.

To avoid uneven spray coverage, RIFLE HERBICIDE should not be applied during periods of gusty wind or when wind is in excess of 15 mph.

Avoid disturbing (e.g., cultivating or mowing) treated areas for at least 7 days following application.

GROUND AND SURFACE WATER PROTECTION

1. Point source contamination – To prevent point source contamination, do not mix or load this pesticide product within 50 feet of wells (including abandoned wells and drainage wells), sink holes, perennial or intermittent streams and rivers, and natural or impounded lakes and reservoirs. Do not apply pesticide product within 50 feet of wells. This setback does not apply to properly capped or plugged abandoned wells and does not apply to impervious pad or properly diked mixing/loading areas as described below. Mixing, loading, rinsing, or washing operations performed within 50 feet of a well are allowed only when conducted on an impervious pad constructed to withstand the weight of the heaviest load that may be on or move across the pad. The pad must be self-contained to prevent surface water flow over or from the pad. The pad capacity must be maintained at 110% that of the largest pesticide container or application equipment used on the pad and have sufficient capacity to contain all product spills, equipment or container leaks, equipment wash waters, and rainwater that may fall on the pad. The containment capacity does not apply to vehicles delivering pesticide shipments to the mixing/loading site. States may have in effect additional requirements regarding wellhead setbacks and operational containment. Care must be taken when using this product to prevent: a) back-siphoning into wells, b) spills or c) improper disposal of excess pesticide, spray mixtures or rinsates. Check valves or antisiphoning devices must be used on all mixing equipment.
2. Movement by surface runoff or through soil – Do not apply under conditions which favor runoff. Do not apply to impervious substrates such as paved or highly compacted surfaces in areas with high potential for ground water contamination. Ground water contamination may occur in areas where soils are permeable or coarse and ground water is near the surface. Do not apply to soils classified as sand with less than 3% organic matter and where ground water depth is shallow. To minimize the possibility of ground water contamination, carefully follow application rate recommendations as affected by soil type in the general information section of this label.
3. Movement by water erosion of treated soil – Do not apply or incorporate this product through any type of irrigation equipment nor by flood or furrow irrigation. Ensure treated areas have received at least one-half inch rainfall (or irrigation) before using tailwater for subsequent irrigation of other fields.

SENSITIVE CROP PRECAUTIONS

RIFLE HERBICIDE may cause injury to desirable trees and plants, particularly beans, cotton, flowers, fruit trees, grapes, ornamentals, peas, potatoes, soybeans, sunflowers, tobacco, tomatoes, and other broadleaf plants when contacting their roots, stems or foliage. These plants are most sensitive to RIFLE HERBICIDE during their development or growing stage. Follow the precautions listed below when using RIFLE HERBICIDE.

- Do not treat areas where either possible downward movement into the soil or surface washing may cause contact of RIFLE HERBICIDE with the roots of desirable plants such as trees and shrubs.

RIFLE® HERBICIDE
34704-861

- Avoid making applications when spray particles may be carried by air currents to areas where sensitive plants are growing, or when temperature inversions exist. Do not spray near sensitive plants if wind is gusty or in excess of 5 mph and moving in the direction of adjacent sensitive plants. Leave an adequate buffer zone between area to be treated and sensitive plants. Coarse sprays are less likely to drift out of the target area than fine sprays.
- Use coarse sprays to avoid potential herbicide drift. Select nozzles which are designed to produce minimal amounts of fine spray particles. Examples of nozzles designed to produce coarse sprays via ground applications are Spraying Systems XR flat fans or large capacity flood nozzles such as D10, TK10, or greater capacity tips. Keep the spray pressure at or below 20 psi and the spray volume at or above 20 gpa, unless otherwise required by the manufacturer of drift-reducing nozzles. Consult with your spray nozzle supplier concerning the choice of drift-reducing nozzles.
- Agriculturally approved drift-reducing additives may be used.
- Do not apply RIFLE HERBICIDE adjacent to sensitive crops when the temperature on the day of application is expected to exceed 85°F as drift is more likely to occur.
- To avoid injury to desirable plants, equipment used to apply RIFLE HERBICIDE should be thoroughly cleaned (see PROCEDURE FOR CLEANING SPRAY EQUIPMENT) before reusing to apply any other chemicals.

All crop uses of RIFLE HERBICIDE are intended for a normal growing interval between planting and harvest. No crop rotation restrictions exist if normal harvest of treated crop has occurred. If this interval is shortened, such as in cover crops that will be plowed under, do not follow up with the planting of a sensitive crop.

Crops growing under stress conditions such as drought, poor fertility, or foliar damage due to hail, wind or insects, can exhibit various injury symptoms that may be more pronounced if herbicides are applied. Consult your local or state authorities for possible application restrictions and advice concerning these and other special local use situations. Tank mix recommendations are for use only in states where the tank mix product and application site are registered.

BAND TREATMENTS

RIFLE HERBICIDE may be applied as a band treatment. Use the formulas below to determine the appropriate rate and volume per treated acre.

$$\frac{\text{Band width in inches}}{\text{Row width in inches}} \times \text{Broadcast rate per treated acre} = \text{Band rate per treated acre}$$

$$\frac{\text{Band width in inches}}{\text{Row width in inches}} \times \text{Broadcast volume per treated acre} = \text{Band volume per treated acre}$$

COMPATIBILITY TEST

Before mixing in the spray tank, it is advisable to test compatibility by mixing all components in a small container in proportionate quantities (see following table).

Amount of Herbicide to Add to One Pint of Spray Carrier
(Assuming Volume is 25 Gallons per Acre)

HERBICIDE FORMULATIONS	RATE PER ACRE	LEVEL TEASPOONS
Dry	1 lb.	1-1/2
Liquid	1 pt.	1/2

RIFLE® HERBICIDE

34704-861

If herbicide(s) do not ball-up or form flakes, sludge, gels, oily films or layers, or other precipitates, then the tested spray mix is compatible. Usually, incompatibility in any of the above described forms will occur within 5 minutes after mixing.

If components are incompatible, the use of a compatibility agent is recommended. Rerun the above COMPATIBILITY TEST with a suitable compatibility agent (1/4 teaspoon is equivalent to 2 pints per 100 gallons of fluid fertilizer).

PROCEDURE FOR CLEANING SPRAY EQUIPMENT

The steps listed below are suggested for thorough cleaning of spray equipment following applications of RIFLE HERBICIDE or tank mixes of RIFLE HERBICIDE plus 2,4-D amine:

1. Hose down thoroughly the inside as well as outside surfaces of equipment while filling the spray tank half full of water. Flush by operating sprayer until the system is purged of the rinse water.
2. Fill tank with water while adding 1 quart of household ammonia for every 25 gallons of water. Operate the pump to circulate the ammonia solution through the sprayer for 15 to 20 minutes and discharge a small amount of the ammonia solution through the boom and nozzles. Let the solution stand for several hours, preferably overnight.
3. Flush the solution out of the spray tank through the boom.
4. Remove the nozzles and screens and flush the system with two full tanks of water.
5. The steps listed below are suggested for thorough cleaning of spray equipment used to apply RIFLE HERBICIDE as a tank mix with wettable powders (WP), emulsifiable concentrates (EC), or other types of water-dispersible formulations. RIFLE HERBICIDE tank mixes with water-dispersible formulations require the use of a water/detergent rinse:
6. Complete step 1.
7. Fill tank with water while adding 2 lbs. of detergent for every 40 gallons of water. Operate the pump to circulate the detergent solution through the sprayer system for 5 to 10 minutes and discharge a small amount of the solution through the boom and nozzles. Let the solution stand for several hours, preferably overnight.
8. Flush the detergent solution out of the spray tank through the boom.
9. Repeat step 1, and follow with steps 2, 3, and 4.

WEED LIST

This is a list of weeds which may be treated with RIFLE HERBICIDE in accordance with this label as recommended under the RATES AND TIMING sections of the individual use headings. Proper usage of this product will give control of growth suppression of any annual, biennial, and perennial broadleaf weeds, and many woody brush and vine species including:

ANNUALS

Amaranth, Spiny (Spiny Pigweed)	Chamomile, Corn	
Aster, Slender	Chickweed, Common
Bedstraw	Clovers (Annual)
Beggarweed, Florida	Cockle, Corn
Broomweed, Common	Cockle, Cow
Buckwheat, Wild	Cocklebur, Common
Buffalobur	Croton, Tropic
Burclover, California	Croton, Woolly
Burcucumber	Daisy, English
Buttercup, Roughseed	Evening Primrose, Cutleaf
Carpetweed	Fleabane, Annual
Catchfly, Nightflowering	Goosefoot, Nettleleaf

RIFLE® HERBICIDE
34704-861

Annuals cont'd.:


Henbit
 Jimsonweed
 Knotweed
 Kochia
 Ladysthumb
 Lambsquarters, Common
 Lambsquarters (triazine resistant)
 Lettuce, Prickly
 Mallow, Common
 Mallow, Venice
 Mare's Tail (Horseweed)
 Mayweed
 Moringglory, Ivyleaf
 Moringglory, Tall
 Mustard, Tansy
 Mustard, Wild
 Mustard (Yellowtops)
 Nightshade, Black
 Pennycress, Field (Fanweed, Frenchweed, Stinkweed)
 Pepperweed, Virginia (Peppergrass)
 Pigweed, Prostrate
 Pigweed, Redroot (Carelessweed)
 Pigweed, Rough
 Pigweed, Smooth
 Pigweed (triazine resistant)
 Pigweed, Tumble
 Poorjoe
 Puncturevine

Purslane, Common
 Pusley, Florida
 Radish, Wild
 Ragweed, Common
 Ragweed, Giant (Buffaloweed)
 Ragweed, Lance-Leaf
 Rubberweed, Bitter (Bitterweed)
 Sesbania, Hemp
 Shepherdspurse
 Sicklepod
 Sida, Prickly (Teaweed)
 Smartweed, Green
 Smartweed, Pennsylvania
 Sneezeweed, Bitter
 Sowthistle, Annual
 Sowthistle, Spiny
 Spikeweed, Common
 Spurge, Prostrate
 Spurry, Corn
 Starbur, Bristly
 Sumpweed, Rough
 Sunflower, Common (Wild)
 Sunflower, Volunteer
 Thistle, Russian
 Velvetleaf
 Waterhemp
 Waterprimrose, Winged
 Wormwood, Annual

BIENNIALS

Burdock, Common
 Carrot, Wild (Queen Anne's Lace)
 Cockle, White
 Evening Primrose, Common
 Geranium, Carolina
 Gromwell
 Knapweed, Diffuse
 Knapweed, Spotted
 Mallow, Dwarf

Plantain, Bracted
 Ragwort, Tansy
 Starthistle, Yellow
 Sweetclover
 Teasel
 Thistle, Bull
 Thistle, Milk
 Thistle, Musk
 Thistle, Plumeless



RIFLE® HERBICIDE
34704-861

PERENNIALS

- | | |
|---|--|
| *Alfalfa | Milkweed, Climbing |
| Artichoke, Jerusalem | Milkweed, Common |
| Aster, Spiny | Milkweed, Honeyvine |
| Aster, Whiteheath | Milkweed, Western Whorled |
| Bedstraw, Smooth | Nettle, Stinging |
| Bindweed, Field | Nightshade, Silverleaf (White Horsenettle) |
| Bindweed, Hedge | Onion, Wild |
| Blueweed, Texas | *Plantain, Broadleaf |
| *Bursage (Bur Ragweed, Lakeweed, Povertyweed) | Plantain, Buckhorn |
| Bursage, Woollyleaf (Lakeweed) | Pokeweed |
| Buttercup, Tall | Ragweed, Western |
| Campion, Bladder | Redvine |
| Chickweed, Field | Sericia Lespedeza |
| Chickweed (Mouseear, Canada) | Smartweed, Swamp |
| Chicory | Snakeweed, Broom |
| *Clover, Hop | *Sorrel, Red (Sheep Sorrel) |
| *Dandelion, Common | Sowthistle |
| *Dock, Broadleaf (Bitterdock) | Sowthistle, Perennial |
| *Dock, Curly | Spurge, Leafy |
| Dogbane, Hemp | Sundrop, Halfshrub (Evening Primrose) |
| *Dogfennel (Cypressweed) | Thistle, Canada |
| Fern, Bracken | Toadflex, Dalmation |
| Garlic, Wild | Tropical Soda Apple |
| Goldenrod, Canada | Trumpet creeper (Buckvine) |
| Goldenrod, Missouri | Vetch |
| Goldenweed, Common | Waterhemlock |
| Hawkweed | Waterprimrose, Creeping |
| Henbane, Black | *Woodsorrel, Creeping Common Yellow |
| Horsenettle, Carolina | Wormwood, Common |
| Ironweed | Wormwood, Louisiana |
| Knapweed, Black | *Yankeeweed |
| Knapweed, Russian | Yarrow, Common |

*Noted perennials may be controlled using RIFLE HERBICIDE at rates lower than those recommended for other listed perennial weeds. (See APPLICATION RATES AND TIMING section in this label.)

WOODY

- | | | |
|---------------------|-------------|---------------|
| Alder | *Blackberry | *Creosotebush |
| Ash | *Blackgum | Cucumber tree |
| Aspen | *Cedar | *Dewberry |
| Basswood | Cherry | *Dogwood |
| Beech | Chinquapin | Elm |
| Birch | Cottonwood | Grape |
| *Growth Suppression | | |

RIFLE® HERBICIDE
34704-861

Woody cont'd.:

*Hawthorn, (Thornapple)	Oak	Serviceberry
Hemlock	Oak, Poison	Spicebush
Hickory	Olive, Russian	Spruce
Honeylocust	Persimmon, Eastern	Sumac
Honeysuckle	Pine	*Sweetgum
Hornbeam	*Plum Sand (Wild Plum)	Sycamore
Huckleberry	Poplar	Tarbush
Huisache	Rabbitbrush	Willow
Ivy, Poison	*Redcedar, Eastern	Witchhazel
Kudzu	*Rose, McCartney	*Yaupon
Locust, Black	*Rose, Multiflora	*Yucca
Maple	Sagebrush, Fringe	
Mesquite	Sassafras	

*Growth Suppression

FIELD, SEED*, POPCORN* AND SILAGE CORN

*Do not apply RIFLE HERBICIDE to seed corn or popcorn without first verifying with your local seed corn company (supplier) the RIFLE HERBICIDE selectivity on your inbred line or variety of popcorn. This precaution will help avoid potential injury of sensitive varieties.

Observe all precautions, mixing and application instructions.

RIFLE HERBICIDE is not registered for use on sweet corn.

Direct contact of RIFLE HERBICIDE with corn seed must be avoided. If corn seeds are less than 1-1/2 inches below the surface, delay application until corn has emerged.

Up to 2 applications of RIFLE HERBICIDE may be made during a growing season. Do not exceed a total of 1-1/2 pints of RIFLE HERBICIDE per treated acre per crop year. Allow two weeks or more between applications. See appropriate section for rate information. For combination options or sequential treatments, refer to appropriate section. Maximum single application rate is 1.0 lbs ae per acre. Maximum annual application rate is 2.0 lbs ae per acre per year.

RIFLE HERBICIDE contains 0.5 pounds a.e. of dicamba per pint. When tank mixing with products that contain dicamba, do not exceed a combined total of 1.0 pound of a.e. per acre per application.

Applications of RIFLE HERBICIDE to corn during periods of rapid growth may result in temporary leaning. Corn will usually become erect within 3 to 7 days. Cultivation should be delayed until after corn is growing normally to avoid breakage.

Agriculturally approved surfactants or sprayable fertilizers (1/2 to 1 gallon per acre of 28%, 30% or 32% urea ammonium nitrate or 2.5 pounds per acre spray grade ammonium sulfate) may be added to the spray mixture to improve postemergence weed control, particularly in dry growing conditions.

¹Not for use in California.

Do not use adjuvants containing penetrants such as petroleum-based oils after crop emergence or crop injury may result.

13
41

RIFLE® HERBICIDE
34704-861

Corn may be harvested or grazed for feed once the crop has reached the ensilage (milk) stage or later in maturity.

Several synthetic pyrethroid insecticides are labeled for tank mix applications of DICAMBA. Refer to their label for specific recommendations.

WEEDS CONTROLLED

RIFLE HERBICIDE will control many annual broadleaf weeds or give growth suppression of many perennial broadleaf weeds commonly found in corn. (Refer to the WEED LIST.)

For best performance, make application when weeds have emerged and are actively growing.

Preemergence control of cocklebur, velvetleaf, and jimsonweed may be reduced if conditions such as low temperature or lack of soil moisture cause delayed or deep germination of weeds.

PREPLANT/PREEMERGENCE IN NO-TILLAGE CORN

Applications of RIFLE HERBICIDE may be made before, during, or after planting to emerged and actively growing broadleaf weeds. Apply RIFLE HERBICIDE at 1 pint per treated acre on medium or fine textured soils containing 2% or greater organic matter. Use 1/2 pint per treated acre on coarse textured soils (sand, sandy loam, and loamy sand) or medium and fine textured soils with less than 2% organic matter.

When planting into a legume sod (e.g., alfalfa or clover), apply RIFLE HERBICIDE after 4 to 6 inches of regrowth has occurred.

PREEMERGENCE IN CONVENTIONAL OR REDUCED TILLAGE CORN

RIFLE HERBICIDE may be applied after planting and prior to corn emergence. Application at 1 pint per treated acre may be made to medium or fine textured soils which contain 2% or greater organic matter. DO NOT apply to coarse textured soils (sand, sandy loam, and loamy sand) until after crop emergence (see EARLY POSTEMERGENCE uses below).

Preemergence application of RIFLE HERBICIDE does not require mechanical incorporation to become active. A shallow mechanical incorporation is recommended if application is not followed by adequate rainfall or sprinkler irrigation. Avoid tillage equipment (e.g., drags, harrows) which concentrate treated soil over seed furrow.

EARLY POSTEMERGENCE (ALL TILLAGE SYSTEMS)
(SPIKE THROUGH 8 INCH TALL CORN)

RIFLE HERBICIDE at 1 pint per treated acre may be applied during the period from corn emergence through the five-leaf stage or 8 inches tall, whichever comes first. Reduce the rate to 1/2 pint per treated acre if corn is growing on coarse textured soils (sand, sandy loam, and loamy sand). See LATE POSTEMERGENCE APPLICATIONS given below if the 6th true leaf is emerging from whorl or corn is greater than 8 inches tall.

LATE POSTEMERGENCE (ALL TILLAGE SYSTEMS)
(8 TO 36 INCH TALL CORN)

Application of RIFLE HERBICIDE at 1/2 pint per treated acre may be made from 8 to 36 inch tall corn or 15 days before tassel emergence, whichever comes first. For best performance, make applications when weeds are less than 3 inches tall.

Make directed spray application when (1) corn leaves prevent proper spray coverage; (2) sensitive crops are growing nearby; (3) tank mixing with 2,4-D.

RIFLE® HERBICIDE
34704-861

DO NOT apply RIFLE HERBICIDE when soybeans are growing nearby if any of these conditions exist:

- corn is more than 24 inches tall
- soybeans are more than 10 inches tall
- soybeans have begun to bloom

OVERLAY (SEQUENTIAL) TREATMENTS

RIFLE HERBICIDE may be applied to ground previously treated with one or more of the following herbicides:

- | | |
|---|-------------------------------------|
| acetochlor (Cadence®) | Lariat® |
| alachlor (Intrro®) | Dicamba plus Atrazine (Rifle Plus®) |
| atrazine | metolachlor |
| Bullet® | paraquat (Gramoxone®) |
| EPTC (Eradicane®) | pendimethalin (Stealth®) |
| glyphosate (Gly Star® Original, Roundup®) | simazine (Princep®) |
| Guardsman Max® | Strut™ |
| halosulfuron (Battalion®, Permit®) | |

Apply RIFLE HERBICIDE at 1/2 pint per treated acre to ground previously treated with full rates of Strut or Dicamba plus Atrazine herbicides. Allow at least 2 weeks between applications. Read and follow label directions for each of the above products.

TANK MIX TREATMENTS FOR CORN

RIFLE HERBICIDE may be tank mixed with one or more of the following herbicides for control of grasses or additional broadleaf weeds. Read and follow the label of each tank mix product used for precautionary statements, directions for use, rates and timings, and other restrictions.


RATES AND TIMINGS

RIFLE HERBICIDE Plus	Preplant Preemergent (No Tillage Corn)	Preemergent (Conventional or Reduced Tillage Corn)	Early Postemergent (All Tillage Systems)	Late Postemergent (All Tillage Systems)	Additional Directions
ACCENT® (nicosulfuron)			1/2 - 1 oz. a.i./A	1/2-1 oz. a.i./A. To improve spray coverage of weeds and reduce risk of corn injury, use drop pipes to direct spray beneath corn leaves when corn is greater than 8 inches tall.	Application may be made to emerged weeds before corn is greater than 24 inches tall. Use non-ionic surfactant at 0.25% (v/v) with this tank mixture.

15
241


RIFLE® HERBICIDE
34704-861

RIFLE HERBICIDE Plus	Preplant Preemergent (No Tillage Corn)	Preemergent (Conventional or Reduced Tillage Corn)	Early Postemergent (All Tillage Systems)	Late Postemergent (All Tillage Systems)	Additional Directions
Atrazine	1 1/4-2 lbs. a.i./A	1 1/4-2 lbs. a.i./A	1 1/4-2 lbs. a.i./A Crop oil concentrate may be used with this mixture if corn is 5 inches or less in height.	1 1/4-2 lbs. a.i./A Do not apply if corn is greater than 12 inches tall.	Application may be made before grasses are 1 1/2 inches tall. Follow all state and federal restrictions pertaining to atrazine applications.
BEACON® (primisulfuron)			.031-0.62 oz. a.i./A	0.31-0.62 oz. a.i./A To improve spray coverage of weeds and reduce risk of corn injury, use drop pipes to direct spray beneath corn leaves when corn is greater than 8 inches tall.	Application may be made to emerged weeds when corn is 4 to 24 inches tall. Use non-ionic surfactant at 0.25% (v/v) with this tank mixture.
S-metolachlor	1-2 lbs. a.i./A	1-2 lbs. a.i./A Use only on fine or medium textured soils with 2.5% or greater organic matter.	1-2 lbs. a.i./A		Application may be made before grasses reach the 2-leaf stage and before corn is greater than 3 inches tall.



RIFLE® HERBICIDE
34704-861

RIFLE HERBICIDE Plus	Preplant Preemergent (No Tillage Corn)	Preemergent (Conventional or Reduced Tillage Corn)	Early Postemergent (All Tillage Systems)	Late Postemergent (All Tillage Systems)	Additional Directions
GRAMOXONE (paraquat)	1/4-1 lb. a.i./A	1/4-1 lb. a.i./A			Application may be made to emerged weeds but prior to corn emergence.
SURPASS (acetochlor)	1 1/2-3 lbs. a.i./A	1 1/2-3 lbs. a.i./A Use only on fine or medium textured soils with 2.5% or greater organic matter.			Application should be made prior to corn emergence.
INTRRO (alachlor)	1 1/2-4 lbs. a.i./A	1 1/2-4 lbs. a.i./A Use only on fine textured soils with greater than 2.5% organic matter.	1 1/2-4 lbs. a.i./A		Application may be made before grasses reach the 2-leaf stage and before corn is greater than 3 inches tall. If microencapsulated forms ofalachlor are used, applications must be made prior to grass emergence.
PRINCEP (simazine)	2-3 lbs. a.i./A	2-3 lbs. a.i./A			Application may be made prior to corn or weed emergence.
GLY STAR ORIGINAL or ROUNDUP (glyphosate)	1-3 lbs. a.i./A	1-3 lbs. a.i./A			Application may be made to emerged weeds but prior to corn emergence.
STEALTH (pendimethalin)		3/4-1 1/2 lbs. a.i./A Use only on fine or medium textured soils with 2.5% or greater organic matter.	3/4-1 1/2 lbs. a.i./A		Application may be made immediately after planting but prior to weed emergence. Corn should not be beyond the 2-leaf stage of growth.



17
41

RIFLE® HERBICIDE
34704-861

RIFLE HERBICIDE Plus	Preplant Preemergent (No Tillage Corn)	Preemergent (Conventional or Reduced Tillage Corn)	Early Postemergent (All Tillage Systems)	Late Postemergent (All Tillage Systems)	Additional Directions
STINGER® (clopyralid)			0.035-0.07 lbs. a.i./A	0.035-0.07 lbs. a.i./A	Application may be made any time after corn emergence through 24-inch tall corn. Use drop nozzles to direct spray after corn exceeds the 8-inch stage. Apply when the majority of the thistle plants have emerged and are at least 4 inches in height, but before bud stage. Use higher rates listed for stand reduction of larger thistle plants or heavier infestations. Lower rates listed may provide seasonal thistle suppression only.
2,4-D	1/4-1/2 lb. a.i./A	1/4-1/2 lb. a.i./A	Not recommended	1/8 lb. a.i./A	Drop pipes are to be used when corn height is 8 inches or greater. Keeping the spray off the corn leaves and out of the whorl will reduce the likelihood of crop injury and improve spray coverage of weed foliage.

SORGHUM (MILO)

Observe all precautions, including the reference to crops growing under stress.

Read and follow MIXING AND APPLICATION instructions.

Applications of RIFLE HERBICIDE to sorghum during periods of rapid growth may result in temporary leaning of plants or rolling of leaves. These effects are usually outgrown within 10 to 14 days.

Do not graze or feed treated sorghum forage or silage prior to mature grain stage. If sorghum is grown for pasture or hay, refer to the PASTURE use section. Do not apply RIFLE HERBICIDE to sorghum grown for seed production.

Make no more than one application per growing season.

18
41

RIFLE® HERBICIDE

34704-861

RIFLE HERBICIDE contains 0.5 pounds a.e. of dicamba per pint. When tank mixing with products that contain dicamba, do not exceed a combined total of 1.0 pound of a.e. per acre per application.

WEEDS CONTROLLED

RIFLE HERBICIDE, when applied at the recommended rate for sorghum, will control many actively growing annual broadleaf weeds and will reduce competition from established perennial broadleaf weeds as well as control their seedlings. (Refer to WEED LIST.)

RATES AND TIMINGS

RIFLE HERBICIDE may be applied to emerged and actively growing weeds at least 15 days prior to planting. Postemergence application of RIFLE HERBICIDE must be made after sorghum is in the spike stage (all sorghum emerged) but before sorghum is 15 inches tall. For best performance, make applications when sorghum is in the 3 to 5 leaf stage and weeds are small (less than 3 inches tall). Use drop pipes (drop nozzles) if sorghum is taller than 8 inches. Keeping the spray off the sorghum leaves and out of the whorl will reduce the likelihood of crop injury and improve spray coverage of weed foliage.

BROADCAST RATE PER TREATED ACRE: 1/2 pint (1/4 lb. a.i.)

TANK MIX TREATMENTS

RIFLE HERBICIDE PLUS ATRAZINE

For improved control of emerged, actively growing broadleaf weeds including triazine-resistant species and added suppression of perennial broadleaf weeds, tank mix 1/2 pint RIFLE HERBICIDE with 0.5 to 1.25 lbs. a.i. atrazine per treated acre. For control of grasses (less than 1.5 inches tall), tank mix 1/2 pint RIFLE HERBICIDE with 2 lbs. a.i. atrazine per treated acre. For best performance and minimal crop injury, make application when sorghum is 3-8 inches tall and when broadleaf weeds are small (less than 6 inches tall). Application of atrazine must be made before sorghum is beyond 12 inches tall. The atrazine rate will depend upon soil texture and length of residual weed control desired. Follow all State and Federal restrictions pertaining to atrazine applications.

RIFLE HERBICIDE PLUS BROX® 2EC HERBICIDE or BROCLEAN®

For improved control of broadleaf weeds, tank mix 1/2 pint RIFLE HERBICIDE with 1-1 1/2 pints BROX 2EC Herbicide or Broclean per treated acre. Make application at 4-leaf to 15-inch tall sorghum. Use drop nozzles to direct spray beneath sorghum leaves when sorghum is greater than 8 inches tall.

Read and follow the label of each tank mix product used for precautionary statements, directions for use, application rates and timings and other restrictions.

OVERLAY (SEQUENTIAL) TREATMENTS

RIFLE HERBICIDE may be applied to ground previously treated with one or more of the following herbicides registered for use in sorghum:

Herbicide	Maximum Rate Per Treated Acre (lbs. a.i.)
alachlor (Intro) (Screen®-treated seed)	4
atrazine ¹	2.5
metolachlor (Concep®-treated seed)	1.57

¹Maximum use rate for atrazine is determined by soil type, tillage practices, surface residue, and state or local restrictions. Follow the more restrictive requirements when determining the maximum use rate for atrazine.

19
41

RIFLE® HERBICIDE

34704-861

PREHARVEST USES

(FOR USE ONLY IN THE STATES OF TEXAS AND OKLAHOMA)

RIFLE HERBICIDE may be applied for weed suppression any time after the sorghum has reached the soft dough stage. An agriculturally approved surfactant may be used to improve performance. For aerial application use at least 2 gallons of water-based carrier per treated acre. Delay harvest until 30 days after treatment.

BROADCAST RATE PER TREATED ACRE: 1/2 pint (1/4 lb a.i.)

SMALL GRAINS (WHEAT, BARLEY AND OATS) NOT UNDERSEEDED TO LEGUMES

Observe all precautions. Read and follow cleaning, mixing and application instructions.

If small grains are used for pasture or hay, the following restrictions apply:

- Animals cannot be removed from treated area for slaughter prior to 30 days after last application.
- There is no waiting period between treatment and grazing for non-lactating dairy animals.
- Treated areas may not be grazed by lactating dairy animals before 7 days after treatment.
- Do not harvest hay from treated areas before 37 days after treatment.
- The PHI for wheat grain, barley and oat grain is 7 days.

RIFLE HERBICIDE contains 0.5 pounds a.e. of dicamba per pint. When tank mixing with products that contain dicamba, do not exceed a combined total of 1.0 pound of a.e. per acre per application.

Note: Observe all precautions and restriction on the labels of products used in tank mix treatments.

WEEDS CONTROLLED

RIFLE HERBICIDE or combinations with listed tank mix partners will provide control or suppression of the annual broadleaf weeds listed below. For improved control of listed weeds, it is recommended that RIFLE HERBICIDE be applied in a tank mix with other herbicides. Refer to specific crop for tank mix options.

Alkanet ¹	Dock, Curly ²	Ladysthumb
Bedstraw, Catchweed ¹	Dragonhead, American ¹	Lambsquarters, Common
Bindweed, Field ²	Evening Primrose, Cutleaf ¹	Lettuce, Miners ¹
Buckwheat, Tartary	Falseflax, Smallseeded ¹	Lettuce, Prickly
Buckwheat, Wild	Fiddleneck (Tarweed) ¹	Mallow, Common
Carpetweed ¹	Flixweed ¹	Mayweed, Chamomile
Chamomile, Corn	Fumitory ¹	(Dogfennel) ¹
Chervil, Bur ¹	Gromwell, Corn ¹	Pepperweed, Peppergrass ¹
Chickweed, Common ¹	Groundsel, Common ¹	Mustard, Blue (Purple) ¹
Cockle, Corn	Hempnettle ¹	Mustard, Tansy
Cockle, Cow	Henbit	Mustard, Treacle ¹
Cocklebur, Common	Jacobs Ladder ¹	Mustard, Tumble (Jim Hill) ¹
Cornflower (Bachelor's button) ¹	Knawel (German Moss)	Mustard, Wild ¹
Dandelion, Common ²	Knotweed, Prostrate	Nightshade, Black
	Kochia	Nightshade, Cutleaf ¹

¹These weeds will be controlled with RIFLE HERBICIDE tank mixtures. Refer to tank mix label for specific weeds controlled.

²RIFLE HERBICIDE tank mixes will provide suppression of established broadleaf weeds and control of their seedlings.

20
41

RIFLE® HERBICIDE

34704-861

Weeds Controlled cont'd.:

Nightshade, Silverleaf ²	Puncturevine ¹	Smartweed, Pennsylvania
(White Horsenettle)	Purslane, Common ¹	Sorrel, Red (Sheep Sorrel) ¹
Pennycress, Field (Fanweed,	Radish, Wild ¹	Sowthistle, Annual
Frenchweed, Stinkweed)	Ragweed, Common ¹	Starthistle, Yellow ¹
Pigweed, Redroot	Ragweed, Giant	Sunflower, Common (Wild)
(Carelessweed)	(Buffaloweed) ¹	Thistle, Canada ²
Pigweed, Rough	Rocket, London ¹	Thistle, Russian
Pigweed, Tumble	Rocket, Yellow ¹	Velvetleaf
Pineappleweed ¹	Salsify (Goatsbeard) ¹	Vetch ¹
Plantain, Broadleaf ²	Shepherdspurse ¹	Yarrow, Common ²
Poppy, Red Horned ¹	Smartweed, Green	

¹These weeds will be controlled with RIFLE HERBICIDE tank mixtures. Refer to tank mix label for specific weeds controlled.

²RIFLE HERBICIDE tank mixes will provide suppression of established broadleaf weeds and control of their seedlings.

RATES AND TIMINGS

Application of RIFLE HERBICIDE may be made before, during or after planting of small grains. For best performance, make applications when weeds are in the 2-3 leaf stage and rosettes are less than 2 inches across. Application of RIFLE HERBICIDE to small grains during periods of rapid growth may result in crop leaning. This condition is temporary and will not reduce crop yields.

Use RIFLE HERBICIDE at 2 to 4 fluid ounces per treated acre in wheat, fall seeded barley, and oats, and at 2 to 3 fluid ounces per treated acre in spring seeded barley. Use the higher level of listed rate ranges when treating difficult to control weeds such as kochia, Russian thistle and prickly lettuce or dense vegetative growth. Maximum single application rate is 1.0 lbs ae per acre. Maximum annual application rate is 2.0 lbs ae per acre per year.

RIFLE HERBICIDE used in a tank mix with other herbicides offers the best spectrum of weed control and herbicide tolerant or resistant weed management. Refer to specific crop for RIFLE HERBICIDE rate and application timing.

For applications prior to the emergence of weeds or when sulfonylurea-resistant weeds are present or suspected, use a minimum of 3 fluid ounces per treated acre of RIFLE HERBICIDE with a tank mix herbicide. Non-sulfonylurea herbicides, such as 2,4-D or MCPA tank mixed with RIFLE HERBICIDE will offer more consistent control of sulfonylurea resistant weeds.

When tank mixing with sulfonylurea herbicides, such as Ally®, Amber®, Express®, Finesse®, Glean® and Harmony® Extra, use an agriculturally approved surfactant of at least 80% active ingredient at the rate of 1-4 pints/100 gallons of spray or not more than 0.25-0.5% by volume. Use the highest rate of surfactant when using the lower rate ranges of the tank mix and/or when treating more mature and difficult to control weeds or dense vegetative growth.

FALL AND SPRING SEEDED WHEAT

RIFLE HERBICIDE must be applied to fall seeded wheat prior to the jointing stage. Applications to spring seeded wheat must be made before wheat reaches the 6-leaf stage.

21
41

RIFLE® HERBICIDE

34704-861

TANK MIX TREATMENTS

RIFLE HERBICIDE may be tank mixed with one or more of the following herbicides. Read and follow the label of each tank mix product used for precautionary statements, directions for use, weeds controlled, and geographic and other restrictions.

BROADCAST RATE PER TREATED ACRE¹

Apply 2-4 fluid ounces RIFLE HERBICIDE with:


Product	Active Ingredient	Formulation	Amount of Product Per Acre
2,4-D amine or ester	2,4-D	4 lb./gal.	8-12 fl. oz. (0.25-0.375 lb. a.i./A) ²
MCPA amine or ester	MCPA	4 lb./gal.	8-12 fl. oz. (0.25-0.375 lb. a.i./A) ²
Ally	metsulfuron-methyl	60% DF	1/10 oz.
Amber	triasulfuron	75% DF	0.28 oz.
Express	thifensulfuron + tribenuron-methyl	75% DF	1/6 oz.
Finesse	chlorsulfuron + metsulfuron-methyl	75% DF	1/3 oz.
Glean	chlorsulfuron	75% DF	1/6 oz.
Harmony Extra	thifensulfuron + tribenuron-methyl	75% DF	1/3 oz.
BROX 2EC Herbicide, Broclean	bromoxynil ³	2 lb./gal.	1-1 1/2 pts.
BROX-M Herbicide, Bromac®	bromoxynil + MCPA	4 lb./gal.	1-2 pts.
Curtail®	clopyralid + 2,4-D	2.38 lb./gal.	2-2 2/3 pts.
Stinger	clopyralid	3 lb./gal.	1/4-1/3 pt.
Karmex® ⁴	diuron ³	80% DF	1/2 - 1 1/2 lbs.
Metribuzin 75 ⁴	metribuzin ³	75% DF	1-10 oz.

¹Early developing wheat varieties such as TAM 107, MADISON, OR WAKEFIELD must receive application between early tillering and the jointing stage. Care should be taken in staging these varieties to be certain that the application occurs prior to the jointing stage.

²When using formulations other than 4 lb./gal., use pounds active/acre listed.

³Herbicides with the same active ingredient and/or different formulations may be used.

⁴Tank mixtures for fall seeded wheat only.



RIFLE® HERBICIDE

34704-861

**SPECIAL USE TANK MIXES FOR SPRING AND FALL SEEDED WHEAT
(SEE FOOTNOTES FOR APPLICABLE USES)**

Apply 3-4¹ fluid ounces RIFLE HERBICIDE with:

Product ²	Active Ingredient	Formulation	Amount of Product Per Acre
2,4-D or MCPA amine	2,4-D or MCPA	4.0 lb./gal.	1-2 pts. ³ (0.5-1.0 lb. a.i./A) ⁴
2,4-D or MCPA ester	2,4-D or MCPA	4.0 lb./gal.	1-1 1/2 pts. ³ (0.5-0.75 lb. a.i./A) ⁴
Ally	metsulfuron-methyl	60% DF	1/20-1/10 oz.
Amber	triasulfuron	75% DF	0.14-0.28 oz.
Express	thifensulfuron + tribenuron-methyl	75% DF	1/12-1/6 oz.
Finesse	chlorsulfuron + metsulfuron-methyl	75% DF	1/6-1/3 oz.
Glean	chlorsulfuron	75% DF	1/6 oz.
Harmony Extra	thifensulfuron + tribenuron-methyl	75% DF	1/6-1/3 oz.
Ally + 2,4-D amine or ester ⁵	metsulfuron-methyl + 2,4-D	60% DF + 4 lb./gal.	1/20-1/10 oz. + 8 fl. oz.
Amber + 2,4-D amine or ester ⁵	triasulfuron + 2,4-D	75% DF + 4 lb./gal.	0.14-0.28 oz. + 8 fl. oz.
Express + 2,4-D amine or ester ⁵	thifensulfuron + tribenuron-methyl + 2,4-D	75% DF + 4 lb./gal.	1/12-1/6 oz. + 8 fl. oz.
Finesse + 2,4-D amine or ester ⁵	chlorsulfuron + metsulfuron-methyl + 2,4-D	75% DF + 4 lb./gal.	1/6-1/3 oz. + 8 fl. oz.
Glean + 2,4-D amine or ester ⁵	chlorsulfuron + 2,4-D	75% DF + 4 lb./gal.	1/6 oz. + 8 fl. oz.
Harmony Extra + 2,4-D amine or ester ⁵	thifensulfuron + tribenuron-methyl + 2,4-D	75% DF + 4 lb./gal.	1/6-1/3 oz. + 8 fl. oz.
Roundup RT ⁶	glyphosate	3.0 lb./gal.	12-16 fl. oz.

¹RIFLE HERBICIDE may be used at 6 fluid ounces on fall seeded wheat in western Oregon as a spring application only. In CO, KS, NM, OK and TX up to 8 fluid ounces of RIFLE HERBICIDE may be applied on fall seeded wheat after it exceeds the 3-leaf stage for suppression of perennial weeds, such as field bindweed. Applications may be made in fall following a frost but before a killing freeze. RIFLE HERBICIDE may be tank mixed with 2,4-D amine at 8 fluid ounces after wheat begins to tiller. Periods of extended stress, such as cold and wet weather, may enhance the possibility of crop injury. For fall applications only, do not use if the potential for crop injury is not acceptable.

²Do not use low rates of sulfonyleurea herbicides, such as Ally, Amber, Express, Finesse, Glean, and Harmony Extra, on more mature weeds and/or on dense vegetative growth.

³NOTE: For use on Fall Seeded Wheat Only. Do not use unless potential crop injury will be acceptable.

⁴When using formulations other than 4 lb./gal., use pounds active/acre listed.

⁵Use for improved control of Russian thistle, flixweed, gromwell, mayweed and tiddleneck.

⁶RIFLE HERBICIDE may be applied at 2 fluid ounces with Roundup RT or any glyphosate formulation labeled for use as a preplant application to small grains with no waiting period prior to planting. Read and follow label directions of the tank mix product for adjuvant use recommendations.

RIFLE® HERBICIDE

34704-861

FALL SEEDED BARLEY

RIFLE HERBICIDE must be applied to fall seeded barley prior to the jointing stage.

NOTE: For spring seeded barley varieties that are seeded during the winter months or later, follow the rates and timings given for spring seeded barley.

TANK MIX TREATMENTS

RIFLE HERBICIDE may be tank mixed with one or more of the following herbicides. Read and follow the label of each tank mix product used for precautionary statements, directions for use, weeds controlled, geographic and other restrictions.

BROADCAST RATE PER TREATED ACRE

Apply 2-4 fluid ounces RIFLE HERBICIDE with:

Product ¹	Active Ingredient	Formulation	Amount of Product Per Acre
2,4-D amine or ester	2,4-D	4 lb./gal.	8 fl. oz. (0.25 lb. a.i./A) ²
MCPA amine or ester	MCPA	4 lb./gal.	8-12 fl. oz. (0.25-0.375 lb. a.i./A)
Ally	metsulfuron-methyl	60% DF	1/20-1/10 oz.
Amber	triasulfuron	75% DF	0.14-0.28 oz.
Express	thifensulfuron + tribenuron-methyl	75% DF	1/12-1/6 oz.
Finesse	chlorsulfuron + metsulfuron-methyl	75% DF	1/6-1/3 oz.
Glean	chlorsulfuron	75% DF	1/6 oz.
Harmony Extra	thifensulfuron + tribenuron-methyl	75% DF	1/6-1/3 oz.
Metribuzin 75	metribuzin ³	75% DF	1-10 oz.
BROX 2EC Herbicide, Broclean	bromoxynil	2 lb./gal.	1-1 1/2 pts.
BROX-M Herbicide, Bromac	bromoxynil + MCPA	4 lb./gal.	3/4-1 1/2 pts.

¹Do not use low rates of sulfonyleureas (Ally, Amber, Express, Glean, and Harmony Extra) on more mature weeds and/or on dense vegetative growth.

²When using formulations other than 4 lb./gal., use pounds active/acre listed.


³Herbicides with the same active ingredient and/or different formulations may be used.

SPRING SEEDED BARLEY

RIFLE HERBICIDE must be applied before spring seeded barley exceeds the 4-leaf stage.

TANK MIX TREATMENTS

RIFLE HERBICIDE may be tank mixed with one or more of the following herbicides. Read and follow the label of each tank mix product used for precautionary statements, directions for use, weeds controlled, geographic and other restrictions.



RIFLE® HERBICIDE
34704-861

BROADCAST RATE PER TREATED ACRE

Apply 2-3 fluid ounces of RIFLE HERBICIDE with:

Product ¹	Active Ingredient	Formulation	Amount of Product Per Acre
MCPA amine or ester	MCPA	4 lb./gal.	8-12 fl. oz. (0.25-0.375 lb. a.i./A) ²
Ally	metsulfuron-methyl	60% DF	1/20-1/10 oz.
Amber	triasulfuron	75% DF	0.14-0.28 oz.
Express	thifensulfuron + tribenuron-methyl	75% DF	1/12-1/6 oz.
Finesse	chlorsulfuron + metsulfuron-methyl	75% DF	1/6-1/3 oz.
Glean	chlorsulfuron	75% DF	1/6 oz.
Harmony Extra	thifensulfuron + tribenuron-methyl	75% DF	1/6-1/3 oz.
Metribuzin 75	metribuzin ³	75% DF	1-10 oz.
BROX 2EC Herbicide, Broclean	bromoxynil	2 lb./gal.	1-1 1/2 pts.
BROX-M Herbicide, Bromac	bromoxynil + MCPA	4 lb./gal.	3/4-1 1/2 pts.

¹Do not use low rates of sulfonyleureas (Ally, Amber, Express, Glean, and Harmony Extra) on more mature weeds and/or on dense vegetative growth.

²When using formulations other than 4 lb./gal., use pounds active/acre listed.

³Herbicides with the same active ingredient and/or different formulations may be used.

FALL AND SPRING SEEDED OATS

RIFLE HERBICIDE must be applied before spring seeded oats exceed the 5-leaf stage. Applications to fall seeded oats must be made prior to the jointing stage.

TANK MIX TREATMENTS


RIFLE HERBICIDE may be tank mixed with one or more of the following herbicides. Read and follow the label of each tank mix product used for precautionary statements, directions for use, weeds controlled, geographic and other restrictions.

BROADCAST RATE PER TREATED ACRE

Apply 2-4 fluid ounces of RIFLE HERBICIDE with:

Product ¹	Active Ingredient	Formulation	Amount of Product Per Acre
MCPA amine or ester	MCPA	4 lb./gal.	8-12 fl. oz. (0.25-0.375 lb. a.i./A) ¹

¹When using formulations other than 4 lb./gal., use pounds active/acre listed.



RIFLE® HERBICIDE

34704-861

SUGARCANE

Observe all precautions. Read and follow MIXING AND APPLICATION instructions.

Consult your local or state authorities for possible application restrictions, especially concerning aerial applications and advice concerning special local use situations.

The PHI for sugarcane is 87 days.

WEEDS CONTROLLED

RIFLE HERBICIDE, when applied at the recommended rates, will control many annual, biennial and perennial broadleaf weeds commonly found in sugarcane. (Refer to WEED LIST.)

RATES AND TIMINGS

Application of RIFLE HERBICIDE may be made any time after weeds have emerged and are actively growing but before the close-in stage of sugarcane. Application rates and timings of RIFLE HERBICIDE are given below. Use the higher level of listed rate ranges when treating dense vegetative growth.

Weed Stage & Type	Product Amount	Broadcast Rate Per Treated Acre (lbs. a.i.)
Annual		
Small, actively growing	1/2-1 pt.	1/4-1/2
Established growth	1-1 1/2 pts.	1/2-3/4
Biennial	1-2 pts.	1/2-1
Perennial	2-4 pts.	1-2*

*Application made over the top of actively growing sugarcane may result in crop injury. When possible, direct the spray beneath the sugarcane canopy in order to minimize the likelihood of crop injury. The use of directed sprays will also aid in maximizing spray coverage of weed foliage.

Retreatments may be made as needed. Maximum single application rate is 1.0 lb ae per acre. Maximum annual application rate is 2.0 lbs ae per acre per year.

TANK MIX TREATMENTS

RIFLE HERBICIDE may be tank mixed with one or more of the following herbicides for control of grasses or additional broadleaf weeds. Read and follow the label of each tank mix product used for precautionary statements, directions for use, rates and timings, weeds controlled, geographic and other restrictions.

Herbicide	Rate Per Treated Acre (lbs. a.i.)
ametryn (Evik®)	2/5-8
asulam (Asulam Herbicide)	2-3 1/3
atrazine	2/5-4
2,4-D	1/2-3*

*Application of RIFLE HERBICIDE plus 2,4-D tank mix at the higher listed ranges may result in crop injury.

PASTURE, HAY, RANGELAND AND FARMSTEAD (NON-CROPLAND)

RIFLE HERBICIDE is recommended for use on pasture, hay, rangeland, farmstead (non-cropland including fence rows and non-irrigation ditchbanks) for broadleaf weed and brush control. RIFLE HERBICIDE may also be applied to non-cropland areas for the control of broadleaf weeds in noxious weed control programs. Districts or areas including broadcast or spot treatment of roadsides and highways, utilities, railroad and pipeline rights-of-way. Noxious weeds must be recognized at the state level but programs may be administered at state, county or other level.

26
41

RIFLE® HERBICIDE
34704-861

Observe all precautions. Read and follow mixing and application instructions.

RIFLE HERBICIDE uses described in this section also pertain to small grains (such as barley, forage sorghum, oats, rye, sudangrass or wheat) grown for pasture use only.

Newly seeded areas, including small grains grown for pasture may be severely injured if rates of RIFLE HERBICIDE greater than 1 pint/A are applied.

Established grass crops growing under stress can exhibit various injury symptoms that may be more pronounced if herbicides are applied. Furthermore, rates of RIFLE HERBICIDE in excess of 2 quarts (2 lbs. a.i.) per treated acre may cause temporary injury to many grass species.

Bentgrass, carpetgrass, buffalograss and St. Augustine grass may be injured at rates exceeding 1 pint RIFLE HERBICIDE (1/2 lb. a.i.) per treated acre. Usually colonial bentgrasses are more tolerant than creeping types. Velvetgrasses are most easily injured. Treatments will kill or injure alfalfa, clovers, lespedeza, wild winter peas, vetch and other legumes.

Animals cannot be removed from treated area for slaughter prior to 30 days after last application. There is no waiting period between treatment and grazing for non-lactating animals.

TIMING RESTRICTIONS FOR LACTATING DAIRY ANIMALS FOLLOWING TREATMENT

RIFLE HERBICIDE Rate per Treated Acre	Days Before Grazing	Days Before Hay Harvest
Up to 1 pint (1/2 lb. a.i.)	7 days	37 days
Up to 1 quart (1 lb. a.i.)	21 days	51 days
Up to 2 quarts (2 lbs. a.i.)	40 days	70 days

NOTE: Observe all precautions and restrictions on labels of products used in tank mixtures. Maximum single application rate is 1.0 lbs ae per acre. Maximum annual application rate is 2.0 lbs ae per acre per year.

RIFLE HERBICIDE contains 0.5 pounds a.e. of dicamba per pint. When tank mixing with products that contain dicamba, do not exceed a combined total of 1.0 pound of a.e. per acre per application.

MIXING AND APPLICATION

RIFLE HERBICIDE can be applied using water, oil in water emulsions including invert systems, or sprayable fluid fertilizer as a carrier. A compatibility test (see COMPATIBILITY TEST section) should be made prior to tank mixing.

To prepare oil in water emulsions, half-fill spray tank with water. Then add the appropriate amount of emulsifier with continuous agitation. Slowly add the herbicide and then the oil (such as diesel oil or fuel oil) or a premix of oil plus additional emulsifier to spray tank. Complete filling of spray tank with water. Maintain vigorous agitation during spray operation to prevent oil and water from forming separate layers. RIFLE HERBICIDE may be applied broadcast using either ground or aerial application equipment. When using ground equipment, apply 3 to 600 gallons of diluted spray per treated acre. Volume of spray applied will depend on the height, density, and type of weeds or brush being treated and on the type of equipment being used. When using aerial equipment, apply 2 to 40 gallons of diluted spray per treated acre in a water-based carrier.

RIFLE HERBICIDE may be applied to individual clumps or small areas (spot treatment) of undesirable vegetation using handgun or similar types of application equipment. Apply diluted sprays to allow complete wetting (up to run-off) of foliage and stems.

27
41

RIFLE® HERBICIDE

34704-861

Herbicide adjuvants or other spray additives (emulsifiers, surfactants, wetting agents, drift control agents, or penetrants) may be used for wetting, penetration, or drift control. Spray additives must be agriculturally approved when used in pasture applications. If spray additives are used, read and follow all use recommendations and precautions on product label.

WEEDS CONTROLLED

RIFLE HERBICIDE, when applied at recommended rates, will give control of many annual, biennial, and perennial broadleaf weeds, and many woody brush and vine species commonly found in pasture, hay, rangeland and farmstead (non-cropland) areas. (Refer to WEED LIST.) Perennial weeds noted with an asterisk (*) may be controlled with lower rates of either RIFLE HERBICIDE or RIFLE HERBICIDE plus 2,4-D. See RATES AND TIMINGS below.

RATES AND TIMINGS

Application rates and timing of RIFLE HERBICIDE are given below. Use the higher level of listed rate ranges when treating dense or tall vegetative growth.

WEED STAGE & TYPE	PRODUCT AMOUNT	BROADCAST RATE PER TREATED ACRE (LBS. A.I.)
Annual Small, actively growing	1/2-1 pt.	1/4-1/2
Established weed growth	1-1 1/2 pts.	1/2-3/4
Biennial ¹ Rosette diameter Less than 3 inches	1/2-1 pt.	1/4-1/2
3 inches or more	1-2 pts.	1/2-1
Bolting	2-3 pts.*	1-1 1/2*
Perennial Suppression or top growth control	1/2-1 qt.	1/2-1
Noted (*) Perennials	1-2 qts.*	1-2*
Other Perennials	2 qts.*	2*
Woody Brush & Vines Top growth suppression	1/2-1 qt.	1/2-1
Top growth control ²	1-2 qts.*	1-2*
Stems and stem suppression	2 qts.*	2*

¹For best performance, make application when biennial weeds are in the rosette stage.

²Species noted in WEED LIST section will require tank mixtures for adequate control.

*Rates above 2.0 lb. a.i./A are spot treatments only.

Do not broadcast apply more than 1 lb. a.i./A.

Retreatments may be made as needed; however, do not exceed a total of 2 quarts (2 lbs. a.i.) of RIFLE HERBICIDE per treated acre during a growing season.

TANK MIX TREATMENTS

Read and follow the label of each tank mix product used for precautionary statements, directions for use, application rates and other restrictions. RIFLE HERBICIDE may be tank mixed with one or more of the following herbicides for control of grasses, additional broadleaf weeds, and woody brush and vines.

28
41

RIFLE® HERBICIDE
34704-861

HERBICIDE	RATE PER TREATED ACRE (LBS. A.I.)
Pasture, hay, rangeland and farmstead (non-cropland) use: glyphosate (Gly Star Original, Roundup)	3/4-3 3/4
metsulfuron methyl (Ally)	0.0038-0.011
paraquat (Gramoxone)	1/2-1
picloram (Tordon®)	1/8-3
tricolopyr (Garlon®)	3/4-9
2,4-D	1/4-6

Due to variations that may occur in formulated products and specific use ingredients (e.g. water supplies), a compatibility test (see COMPATIBILITY TEST section) is recommended prior to actual tank mixing.

CUT SURFACE TREE TREATMENTS

RIFLE HERBICIDE may be applied as a cut surface treatment for control of unwanted trees and prevention of sprouts of cut trees. A mix of 1 part RIFLE HERBICIDE with 1 to 3 parts water should be used in application. Use the lower dilution when treating difficult-to-control species.

FRILL OR GIRDLE TREATMENTS: Make a continuous cut or a series of overlapping cuts using an axe to girdle tree trunk. Spray or paint cut surface with the RIFLE HERBICIDE/water mix.

STUMP TREATMENTS: Spray or paint freshly cut surface with the water mix. The area adjacent to the bark should be thoroughly wet.

NOTE: For more rapid foliar effects, 2,4-D may be added to the RIFLE HERBICIDE/water mix.

DORMANT APPLICATIONS FOR CONTROL OF MULTIFLORA ROSE

RIFLE HERBICIDE can be applied when plants are dormant as an undiluted SPOT-CONCENTRATE directly to the soil or as a LO-OIL BASAL BARK treatment using an oil-water emulsion solution.

SPOT-CONCENTRATE applications of RIFLE HERBICIDE should be applied directly to the soil as close as possible to the root crown but within 6-8 inches of the crown. On sloping terrain, application should be made to the uphill side of the crown. Do not make application when snow or water prevents applying RIFLE HERBICIDE directly to the soil. The use rate of RIFLE HERBICIDE is dependent on the canopy diameter of the multiflora rose. Examples: Use RIFLE HERBICIDE at 1/4, 1 or 2 1/4 fluid ounces of product respectively, for 5, 10, or 15 feet canopy diameters. Do not exceed a total of 2 qts. RIFLE HERBICIDE per acre per year.

LO-OIL BASAL BARK applications of RIFLE HERBICIDE should be applied to the basal stem regions from the ground line up to a height of 12 to 18 inches. Spray until runoff, with special emphasis on covering the root crown. For best results, make application when plants are dormant. Do not make application after bud break or when plants are showing signs of active growth. Do not make application when snow or water prevents applying RIFLE HERBICIDE to the ground line. Refer to MIXING AND APPLICATIONS above in this section for method of preparing oil-in-water emulsion. Example for making approximately 2 gallons of a LO-OIL spray mixture: combine 1 1/2 gallons water plus 1 ounce emulsifier plus 1 pint RIFLE HERBICIDE plus 2 1/2 pints of No. 2 diesel fuel. Adjust amounts of materials used proportionately to the amount of final spray solution desired. Do not exceed 8 gallons of spray solution mix applied per acre per year.

29
41

RIFLE® HERBICIDE

34704-861

CONSERVATION RESERVE PROGRAM (CRP) ACRES

RIFLE HERBICIDE is recommended for use on both newly seeded and established grasses grown in Conservation Reserve or Federal Set-Aside Programs.

Observe all precautions, MIXING AND APPLICATION directions.

RIFLE HERBICIDE treatment will injure or may kill alfalfa, clovers, lespedeza, wild winter peas, vetch, and other legumes.

Agriculturally approved surfactants may be added to the spray mixture to improve postemergence weed control, particularly in dry growing conditions.

Do not use adjuvants containing penetrants such as petroleum based oils after grass emergence on newly seeded grasses.

Maximum single application rate is 1.0 lbs ae per acre. Maximum annual application rate is 2.0 lbs ae per acre per year.

RIFLE HERBICIDE contains 0.5 pounds a.e. of dicamba per pint. When tank mixing with products that contain dicamba, do not exceed a combined total of 1.0 pound of a.e. per acre per application.

NEWLY SEEDED AREAS

RIFLE HERBICIDE may be applied either preplant or postemergence to newly seeded grasses or small grains such as barley, oats, rye, sudangrass, wheat, or other grain species grown as a cover crop. Postemergence applications may be made after seedling grasses exceed the 3-leaf stage. Rates of RIFLE HERBICIDE greater than 1 pint per treated acre may severely injure newly seeded grasses.

Preplant applications: Injury to new seedlings may occur if intervals between application and grass planting are less than 45 days per pint of RIFLE HERBICIDE per treated acre west of the Mississippi River or 20 days per pint east of the Mississippi River.

ESTABLISHED GRASS STANDS

Established grass stands are perennial grasses planted one or more seasons prior to treatment. Certain species, bentgrass, carpetgrass, smooth brome, buffalograss or St. Augustine grass, may be injured when treated with RIFLE HERBICIDE at rates exceeding 1 pint per treated acre.

WEEDS CONTROLLED

RIFLE HERBICIDE, when applied at recommended rates, will control many annual and biennial weeds and provide control or suppression of many perennial weeds. (Refer to WEED LIST.)

RATES AND TIMINGS

Application rates and timings of RIFLE HERBICIDE treatments are given below. Use the higher rate of the rate range when vegetation is either dense or tall, or when weeds are growing under stressed conditions such as drought or cool temperature.

30
41

RIFLE® HERBICIDE
34704-861

Weed Type* & Stage	Broadcast Rate Per Treated Acre	
	Amount of formulated RIFLE HERBICIDE (pts.)	Equivalent lbs. a.i.
Annuals		
Small, actively growing	1/4-1	1/8-1/2
Established weed growth	1	1/2
Biennials**		
Rosette diameter		
Less than 3 inches	1/2-1	1/4-1/2
3 inches or greater	1-2	1/2-1
Bolting biennial	2-3	1-1 1/2
Perennials**		
Suppression/Control	2-4	1-2

*For best results, treat biennial weeds with RIFLE HERBICIDE when they are in the rosette stage of growth. Retreatments may be made as needed; however, do not exceed a total of 2 quarts (2 lbs. a.i.) of RIFLE HERBICIDE per treated acre during a growing season.

**biennial and perennial weeds will require follow-up (sequential) treatments for seedling control and escapes.

TANK MIX TREATMENTS

To control grasses and additional broadleaf weeds, RIFLE HERBICIDE may be tank mixed with other herbicides registered for use in Conservation Reserve Programs such as 2,4-D, glyphosate (Gly Star Original or Roundup), paraquat (Gramoxone), metsulfuron (Ally) and others.

Read and follow the label of each tank mix product used for precautionary statements, directions for use, application rates, and other restrictions.

ASPARAGUS

FOR USE ONLY IN THE STATES OF CALIFORNIA, OREGON AND WASHINGTON

Observe all precautions. Read and follow mixing and application instructions.

If spray contacts emerged spears, crooking (twisting) of some spears may result. If such crooking occurs, discard affected spears.

Do not harvest prior to 24 hours after treatment.

Do not use in the Coachella Valley of California.

Two applications may be made per growing season. Maximum single application rate is 1.0 lb ae per acre. Maximum annual application rate is 2.0 lbs ae per acre per year.

RIFLE HERBICIDE contains 0.5 pounds a.e. of dicamba per pint. When tank mixing with products that contain dicamba, do not exceed a combined total of 1.0 pound of a.e. per acre per application.

RATES AND TIMINGS

Apply RIFLE HERBICIDE to emerged and actively growing weeds in 40 to 60 gallons of diluted spray per treated acre immediately after cutting the field, but at least 24 hours before the next cutting.

31
41

RIFLE® HERBICIDE

34704-861

WEEDS	RATE PER TREATED ACRE
Mustard, Black Pigweed, Redroot (Carelessweed) Sowthistle, Annual *Thistle, Canada	
Thistle, Russian	1/2-1 pt (1/4-1/2 lb. a.i.)
*Bindweed, Field Chickweed, Common Goosefoot, Nettleleaf Radish, Wild Thistle, Milk	1 pt. (1/2 lb. a.i.)

RIFLE HERBICIDE may be applied in a tank mixture with either 2,4-D, Gly Star Original or Roundup for improved control of noted (*) weeds. Read and follow 2,4-D, Gly Star Original or Roundup product labeling for precautionary statements, directions for use, application rates and timings, and other restrictions.

TURF AND LAWNS

FOR USE IN FARMSTEAD (NON-CROPLAND) AND SOD FARMS

Observe all precautions. Read and follow mixing and application instructions.

To avoid injury to newly seeded grasses, application of RIFLE HERBICIDE should be delayed until after the second mowing. Furthermore, application rates in excess of 1 pint (1/2 lb. a.i.) per treated acre may cause noticeable stunting or discoloration of sensitive grass species such as bentgrass, carpetgrass, buffalograss, and St. Augustine grass.

In areas where roots of sensitive plants extend, do not apply in excess of 1/4 pint (1/8 lb. a.i.) of RIFLE HERBICIDE per treated acre on coarse textured (sandy-type) soils, or in excess of 1/2 pint (1/4 lb. a.i.) per treated acre on fine textured (clay-type) soils. Do not make repeat applications in these areas for 30 days and until previous applications of RIFLE HERBICIDE have been activated in the soil by rain or irrigation.

Maximum single application rate is 1.0 lbs ae per acre. Maximum annual application rate is 2.0 lbs ae per acre per year.

RIFLE HERBICIDE contains 0.5 pounds a.e. of dicamba per pint. When tank mixing with products that contain dicamba, do not exceed a combined total of 1.0 pound of a.e. per acre per application.

WEEDS CONTROLLED

RIFLE HERBICIDE, when applied at recommended rates, will give control of many annual, biennial, and noted (*) perennial broadleaf weeds commonly found in turf. RIFLE HERBICIDE will also give growth suppression of many other listed perennial broadleaf weeds and woody brush and vine-species. (Refer to WEED LIST.)

MIXING AND APPLICATION

Apply 30 to 200 gallons of diluted spray per treated acre (3 qts. to 4 1/4 gals. per 1,000 sq. ft.), depending on density or height of weeds treated and on the type of equipment used.

32
41

RIFLE® HERBICIDE
34704-861

RATES AND TIMINGS

Use the higher level of listed rate ranges when treating dense vegetative growth.

Weed Stage & Type	RIFLE HERBICIDE		
	Pints per treated acre	Pounds a.i. per treated acre	Teaspoons per 1000 sq. ft.
Annuals			
Small, actively growing	1/2-1	1/4-1/2	1-2 1/4
Established weed growth	1-1 1/2	1/2-3/4	2 1/4-3 1/4
Biennials, Rosette diameter			
Less than 3 inches	1/2-1	1/4-1/2	1-2 1/4
3 inches or more	1-2	1/2-1	2 1/4-4 1/2
Perennials, Woody Brush and Vines	1-2	1/2-1	2 1/4-4 1/2

For best performance, apply when weeds are emerged and actively growing.

Retreatments may be made as needed; do not exceed a total of 2 pints (1 lb. a.i.) RIFLE HERBICIDE per treated acre during a growing season.

TANK MIX TREATMENTS

Read and follow the label of each tank mix product used for precautionary statements, directions for use, application rates and timings and other restrictions.

Tank mix treatments of RIFLE HERBICIDE may be made with 2,4-D, MCPA, MCPP, or bromoxynil for control of additional weeds listed on the tank mix product label.

Apply 1/5 to 1/2 pint (1/10 to 1/4 lb. a.i.) of RIFLE HERBICIDE per treated acre with 1/2 to 1 1/2 lbs. acid equivalent of 2,4-D, MCPA, MCPP, or with 3/8 to 1/2 lb. a.i. of bromoxynil. Use the higher level of the listed rate ranges when treating established weeds. Repeat treatments may be made as needed; however, do not exceed 2 pints (1 lb. a.i.) of RIFLE HERBICIDE per treated acre during the growing season.

GRASS SEED CROPS

GRASSES GROWN FOR SEED SUCH AS BERMUDAGRASS, BLUEGRASS, FESCUE AND RYEGRASS

Observe all precautions. Read and follow mixing and application instructions.

Refer to the PASTURE, HAY, RANGELAND, AND FARMSTEAD (NON-CROPLAND) section for possible grazing and feeding restrictions.

Do not use on bentgrass unless possible crop injury can be tolerated.

Maximum single application rate is 1.0 lb ae per acre. Maximum annual application rate is 2.0 lbs ae per acre per year.

RIFLE HERBICIDE contains 0.5 pounds a.e. of dicamba per pint. When tank mixing with products that contain dicamba, do not exceed a combined total of 1.0 pound of a.e. per acre per application.

33
41

RIFLE® HERBICIDE

34704-861

WEEDS CONTROLLED

RIFLE HERBICIDE will provide control or suppression of annual broadleaf weeds listed below. For improved control of listed weeds plus additional weeds, it is recommended that RIFLE HERBICIDE be applied in a tank mix with other herbicides.

Alfalfa ¹	Hemlock, Poison
Bedstraw, Catchweed	Knapweed, Russian ¹
Bindweed, Field	Knawel
Buttercup, Corn	Knotweed, Prostrate
Buttercup, Creeping	Kochia
Buttercup, Western Field	Ladysthumb
Catchfly, Nightflowering	Lambsquarters, Common
Chamomile, Corn	Lettuce, Prickly
Chickweed, Common	Mayweed (Dogfennel)
Chickweed, Mouseear	Ragwort, Tansy
Clover	Sorrel, Red (Sheep Sorrel)
Cockle, White	Sowthistle, Annual
Dock, Broadleaf	Starwort, Little
Dock, Curly	Thistle, Canada ¹

¹Top growth only.

RATES AND TIMINGS

Apply 1/2 to 1 pint of RIFLE HERBICIDE per treated acre on seedling grass after the crop reaches the 3 to 5 leaf stage. Apply up to 2 pints of RIFLE HERBICIDE on well-established perennial grass. Do not apply after the grass seed crop begins to joint. For best performance, make applications when weeds are in the 2 to 4 leaf stage and rosettes are less than 2 inches across. Use the higher level of listed rate ranges when treating more mature weeds or dense vegetative growth.

TANK MIX TREATMENTS

For control of grasses or additional broadleaf weeds, RIFLE HERBICIDE may be tank mixed with all broadleaf herbicides registered for use in Grass Seed Production. Read and follow the label of each tank mix product used for precautionary statements, directions for use, weeds controlled and geographic and other restrictions.

BROADCAST RATE PER TREATED ACRE

Apply 1/2 to 2 pints RIFLE HERBICIDE with:

PRODUCT	ACTIVE INGREDIENT	FORMULATION	AMOUNT OF PRODUCT PER ACRE
2,4-D amine or ester	2,4-D	4 lb./gal.	1-4 pts. (0.5-2.0 lbs. a.i./A) ¹
MCPA amine	MCPA	4 lb./gal.	1-2 pts. (0.5-1.0 lb. a.i./A) ¹
BROX 2EC Herbicide, Broclean	bromoxynil ²	2 lb./gal.	1-2 pts.
Curtail	clopyralid + 2,4-D	2.38 lb./gal.	1 3/4-4 pts.
Karmex	diuron ²	80% DF	2-4 lbs.
Stinger	clopyralid	3 lb./gal.	1/4-1 pt.

¹When using formulations other than 4 lb./gal., use pounds active/acre listed.

²Herbicides with the same common name and/or different formulations may be used.

34
41

RIFLE® HERBICIDE

34704-861

ANNUAL GRASS CONTROL

For suppression of annual grass weeds such as:

- Brome, Downy (Cheatgrass)
- Brome, Ripgut
- Fescue, Rattail
- Windgrass

Apply up to 4 pints of RIFLE HERBICIDE per treated acre in the fall or late summer after harvest and burning of established grass seed crops. Applications should be made immediately following the first irrigation when the soil is moist and before weeds have more than 2 leaves. **Maximum single application rate is 1.0 lb ae per acre.** Maximum annual application rate is 2.0 lbs ae per acre per year.

PREPLANT DIRECTIONS (POST HARVEST/FALLOW/CROP STUBBLE/SET-A-SIDE) FOR BROADLEAF WEED CONTROL BEFORE WHEAT, CORN, SORGHUM, SOYBEANS

Observe all precautions. Read and follow mixing and application instructions.

WEEDS CONTROLLED

RIFLE HERBICIDE may be applied alone or in tank mix combinations with other herbicides registered for this use.

RIFLE HERBICIDE can be applied either post harvest in the fall, spring or summer, during the fallow period or to crop stubble/set-a-side acres. RIFLE HERBICIDE, when applied at the recommended rates, will control many annual broadleaf weeds. See the WEEDS CONTROLLED section under small grains. In addition, RIFLE HERBICIDE will control or suppress the following biennial and perennial broadleaf weeds:

- | | | |
|---|---------------------------|------------------------------------|
| Alfalfa ¹ | Dock, Curly ¹ | Sowthistle, Perennial ¹ |
| Artichoke, Jerusalem | Dogbane, Hemp | Spurge, Leafy |
| Bindweed, Field | Garlic, Wild ² | Thistle, Bull |
| Bindweed, Hedge | Horsenettle, Carolina | Thistle, Canada ² |
| Blueweed, Texas | Knapweed, Spotted | Thistle, Milk |
| Bursage (Bur Ragweed, Povertyweed, Lakeweed) ¹ | Knapweed, Diffuse | Thistle, Musk |
| Dandelion, Common ¹ | Nightshade, Silver | Thistle, Plumeless |
| | Redvine | Thistle, Scotch |
| | Smartweed, Swamp | Trumpetcreeper (Buckvine) |

¹Perennials may be controlled using RIFLE HERBICIDE at rates lower than those recommended for other listed perennial weeds. (See RATES AND TIMINGS under this heading).

²See the SPECIAL TANK MIX TREATMENTS section under this heading for specific control programs for these weeds.

RATES AND TIMINGS

Apply RIFLE HERBICIDE as a broadcast or spot treatment to emerged and actively growing weeds after crop harvest (post harvest) and before a killing frost or in the fallow cropland or crop stubble the following spring or summer. Agriculturally approved spray additives, such as surfactants or oils, may be used to enhance spray coverage and the herbicide's penetration of weed foliage. See CROPPING RESTRICTIONS for recommended interval between application and planting to prevent crop injury.

For best performance, make application when annual weeds are less than 6 inches tall, when biennial weeds are in the rosette stage, and to perennial weed regrowth in late summer or fall following

35
41

RIFLE® HERBICIDE
34704-861

a mowing or tillage treatment. Most effective control of upright perennial broadleaf weeds, such as Canada thistle and Jerusalem artichoke, occurs if application is made when the majority of weeds, such as field bindweed and hedge bindweed, are in or beyond the full bloom stage.

Avoid disturbing treated areas following application. Treatments may not kill weeds which develop from seed or underground plant parts, such as rhizomes or bulblets, after the effective period for RIFLE HERBICIDE. For seedling control, a follow-up program or other cultural practices could be instituted. For small grain in-crop uses of RIFLE HERBICIDE, see the RATES AND TIMINGS section under the SMALL GRAINS heading for details.

RIFLE HERBICIDE RATES PER TREATED ACRE

WEED TYPE	AMOUNT OF PRODUCT PER ACRE
Annual	1/2-1 pt. (8 to 16 fl. oz.)
Biennial	1-2 pts. (16 to 32 fl. oz.)
Perennial	1-4 pts. (16 to 64 fl. oz.)
Perennial suppression	1-2 pts. (16 to 32 fl. oz.)
Noted ¹ perennials	2-4 pts. (32 to 64 fl. oz.)
Other perennials	4 pts. (64 fl. oz.)

Retreatments may be made as needed; however, do not exceed a total of 4 pints of RIFLE HERBICIDE per treated acre during any given period. **Maximum single application rate is 1.0 lb ae per acre.** Maximum annual application rate is 2.0 lbs ae per acre per year.

TANK MIX TREATMENTS

RIFLE HERBICIDE may be tank mixed with one or more of the following herbicides for control of grasses or additional broadleaf weeds. Read and follow the label of each tank mix product used for precautionary statements, directions for use, rates and timings, weeds controlled, geographic and other restrictions.

RIFLE HERBICIDE BROADCAST RATE PER TREATED ACRE FOR ANNUAL WEED CONTROL

Apply 1/4 to 1 pint RIFLE HERBICIDE with:

PRODUCT	ACTIVE INGREDIENT	FORMULATION	AMOUNT OF PRODUCT PER ACRE
Aatrex® 4L ¹	atrazine	4 lb./gal.	0.5-6 pts.
Atrazine 90 ¹	atrazine	90% DF	0.5-3 1/3 lb.
Allyl ²	metsulfuron-methyl	75% DF	0.1 oz.
Amber ²	triasulfuron	75% DF	0.28-0.35 oz.
Fallow Star® or Fallow Master®	glyphosate + dicamba	1.6 lb./gal.	22-44 fl. oz.
Finesse® ²	chlorsulfuron + metsulfuron-methyl	75% DF	0.2 oz.
Kerb® ¹	pronamide	50-W	0.5-1 lb.
Landmaster® BW	glyphosate + 2,4-D	2.4 lb./gal.	27-54 fl. oz.
Gly Star Original, Roundup or Roundup RT	glyphosate	3 lb./gal.	8-48 fl. oz.
Metribuzin 75 ¹	metribuzin	75% DF	0.5-1 lb.
Sencor 4 ¹	metribuzin	4 lb./gal.	0.75-1.5 pts.
2,4-D	2,4-D	4 lb./gal.	1-2 pts. (0.5-1 lb. a.i./A) ³

¹Tank mixes of RIFLE HERBICIDE with these products may be subject to special restrictions. See the product label of the tank mix partner for intended use rates, restrictions and other precautions.

36
41

RIFLE® HERBICIDE

34704-861

²When tank mixing with sulfonyleurea herbicides, refer to the product label for rates and restrictions. Use a surfactant of at least 80% active ingredient at the rate of 1-2 quarts/100 gallons of spray or not more than 0.25-0.5% by volume. Use the highest rate of surfactant when using the lower rate ranges of the tank mix and/or when treating more mature weeds or dense vegetative growth. Sulfonyleurea-resistant weeds may not be controlled by tank mixes of RIFLE HERBICIDE and a sulfonyleurea. Refer to the RIFLE HERBICIDE tank mix section for alternative tank mixes.

³When using formulations other than 4 lb./gal., use pounds active/acre listed.

**RIFLE HERBICIDE BROADCAST RATE PER TREATED ACRE FOR
BIENNIAL AND PERENNIAL WEED CONTROL**

Apply 1 to 4 pints of RIFLE HERBICIDE with:

PRODUCT	ACTIVE INGREDIENT	FORMULATION	AMOUNT OF PRODUCT PER ACRE
Curtail	clopyralid + 2,4-D	2.38 lb./gal.	2-4 pts.
2,4-D	2,4-D	4 lb./gal.	2-6 pts. (1.0-3 lbs. a.i./A) ¹
Landmaster BW	glyphosate + 2,4-D	2.4 lb./gal.	54 fl. oz.
Gly Star Original, Roundup	glyphosate	3 lb./gal.	1-5 qts.
Roundup RT	glyphosate	3 lb./gal.	1-5 qts.
Tordon 22K	picloram	2 lb./gal.	1/2-1 pt.

¹When using formulations other than 4 lb./gal., use pounds active/acre listed.

SPECIAL TANK MIX TREATMENTS

For suppression of perennial weeds, apply 1/2-1 pint of RIFLE HERBICIDE with 8-16 fluid ounces of Gly Star Original, Roundup or Roundup RT per treated acre.

For wild garlic control, apply 1 pint RIFLE HERBICIDE with 3 pints of 2,4-D LV ester (4 lb./gal.) per treated acre. Apply when wild garlic is 4 to 8 inches tall.

For Canada thistle control, use RIFLE HERBICIDE, RIFLE HERBICIDE plus Curtail, or RIFLE HERBICIDE plus Gly Star Original, Roundup or Roundup RT tank mix treatments.

Application may be made during fallow periods for control of volunteer barley, bulbous bluegrass, downy brome, jointed goatgrass, common rye and volunteer wheat when they are actively growing. Use 1 pint RIFLE HERBICIDE with 1/2-1 lb. Kerb 50-W. Fall seeded wheat may be planted 9 months or more after application. For best performance, make application between mid-October and mid-December, prior to soil freeze up.

During fallow periods, apply RIFLE HERBICIDE plus Landmaster BW, Fallow Star or Fallow Master to give improved control of kochia, wild buckwheat, prickly lettuce, field bindweed and Canada thistle. Use 1/8-1/4 pint of RIFLE HERBICIDE plus 22-54 fluid ounces of Landmaster BW, Fallow Star or Fallow Master for annual weed control or 1/4-1/2 pint RIFLE HERBICIDE plus 22-54 fluid ounces of Landmaster BW, Fallow Star or Fallow Master for perennial weed suppression.

CROPPING RESTRICTIONS

The following directions under cropping restrictions are based on RIFLE HERBICIDE use rates up to 4 pints per treated acre.

Corn, sorghum, and soybeans may be planted in the spring following applications made during the previous year. If less than 1 inch of rainfall occurs between application and first killing frost, treated areas should be cultivated to allow herbicide to come in contact with moist soil. Cultivation may take place before or immediately after ground thaw.

RIFLE® HERBICIDE
34704-861

Soybean injury may occur if the interval between application and planting is less than specified. In areas with greater than 30 inches of rainfall, delay planting for 30 days per pint of RIFLE HERBICIDE per treated acre. In areas with less than 30 inches of rainfall, delay planting for 45 days per pint of RIFLE HERBICIDE per treated acre. Exclude days when ground is frozen.

Wheat may be planted in the fall or spring following applications. Also, spot application may be made any time prior to crop emergence if crop injury can be tolerated in treated areas. Wheat injury may occur if the interval between application and planting is less than specified.

East of the Mississippi River, the interval is 20 days per pint of RIFLE HERBICIDE per treated acre or 1.25 days per 1 ounce. Moisture is essential for RIFLE HERBICIDE degradation. Exclude days when ground is frozen.

West of the Mississippi River, the interval is 45 days per pint of RIFLE HERBICIDE per treated acre or 3 days per ounce. Moisture is essential for RIFLE HERBICIDE degradation. Exclude days when ground is frozen.

Following a normal harvest of barley, oats, or wheat, any rotational crop may be planted. If the interval before harvest is shortened, such as when cover crops will be plowed under, do not follow up with the planting of a sensitive crop.

COTTON
PREPLANT APPLICATION

Observe all precautions. Read and follow mixing and application instructions. Refer to the WEED LIST section of this label for a list of weeds controlled or suppressed.

RIFLE HERBICIDE contains 0.5 pounds a.e. of dicamba per pint. When tank mixing with products that contain dicamba, do not exceed a combined total of 1.0 pound of a.e. per acre per application.

RATES AND TIMINGS

Apply RIFLE HERBICIDE as a broadcast or spot treatment to emerged and actively growing weeds at a rate of up to 8 fl. oz./acre prior to planting cotton. Most effective control of weeds occurs if application is made when weeds are in the 2-4 leaf stage and rosettes are less than 2" across.

CROPPING RESTRICTIONS

Do not plant cotton for at least 21 days after application and after allowing for a minimum accumulation of 1" of rainfall or overhead irrigation. Do not apply west of the Rockies or to geographic areas with average annual rainfall less than 25".

TANK MIX TREATMENTS

For control of grasses or additional broadleaf weeds, RIFLE HERBICIDE may be tank mixed with Caparol®, Gramoxone Inteon, and Makaze® or Mad Dog® Plus herbicides.

38
41

RIFLE® HERBICIDE

34704-861

**CONTROL OF PERENNIAL BROADLEAF WEEDS IN CROPLAND
(SPOT APPLICATION ONLY)**

**FOR USE ONLY IN THE STATES OF IDAHO, MONTANA, NEVADA, OREGON, UTAH, AND
WASHINGTON**

Observe all precautions. Read and follow mixing and application instructions.

Do not treat subirrigated cropland or areas where the soil remains saturated with water throughout the year.

Make only one application of RIFLE HERBICIDE per year.

RIFLE HERBICIDE contains 0.5 pounds a.e. of dicamba per pint. When tank mixing with products that contain dicamba, do not exceed a combined total of 1.0 pound of a.e. per acre per application.

WEEDS CONTROLLED

RIFLE HERBICIDE, when applied at recommended rates, will control many broadleaf weeds including:

Bindweed, Field	Knapweed, Black	Spurge, Leafy
Dock, Broadleaf (Bitterdock)	Knapweed, Russian	Thistle, Canada
Dock, Curly	Ragwort, Tansy	

RATES AND TIMINGS

RIFLE HERBICIDE may be applied at any time following a crop harvest to stubble, fallow or other cropland. Application should be made when weeds are actively growing and prior to a killing frost.

Apply 1 quart (1 lb. a.i.) of RIFLE HERBICIDE per treated acre. Application may be made up to one month prior to the planting of wheat. Maximum single application rate is 1.0 lbs a.e. per acre.

NOTE: Do not use unless injury to wheat or rotated barley will be acceptable.

Barley, oats, corn, sorghum (milo), annual or perennial grass crops may be planted into treated areas one year after application. Crops grown for seed (other than perennial grass seed) should not be planted into treated areas until three years after application. Do not plant broadleaf crops such as alfalfa, beans, peas, potatoes, or sugar beets into treated areas until two years after application.

In most cases, treatments will not kill perennial weed seedlings which germinate from seed one or two years after treatment. Once the effect of the chemical has been lost, a follow-up program for seedling control or other cultural practices should be instituted.

WIPER APPLICATION USES

Important. Observe all precautions. RIFLE HERBICIDE may be applied through wiper application equipment to control or suppress actively growing broadleaf weeds, brush and vines. Use a solution containing 1 part RIFLE HERBICIDE to 1 part water. Do not contact desirable vegetation with herbicide solution. Wiper application should only be made to crops (including PASTURES) and NON-CROPLAND AREAS described in this label with the exception of GRAIN SORGHUM (MILO).

39
41 ✓

RIFLE® HERBICIDE

34704-861

STORAGE AND DISPOSAL

PROHIBITIONS: Do not contaminate water, food, or feed by storage or disposal. Open dumping is prohibited. This product may not be mixed, loaded, or used within 50 feet of all wells including abandoned wells, drainage wells, and sinkholes.

PESTICIDE STORAGE: Store in original container in a well-ventilated area separately from fertilizer, feed and foodstuffs. Avoid cross-contamination with other pesticides. Spillage or leakage should be contained and absorbed with clay granules, sawdust, or equivalent material for disposal.

PESTICIDE DISPOSAL: Triple rinse pesticide from containers and use rinsates in the pesticide application. Wastes which cannot be used according to label instructions may be disposed of on site or at an approved waste disposal facility.

CONTAINER DISPOSAL: Non-refillable containers (1, 2.5, 30 & 55 gallon): Do not reuse or refill this container. Offer for recycling, if available. Triple rinse or pressure rinse container (or equivalent) promptly after emptying.

(non-refillable <5 gallons): Triple rinse as follows: Empty the remaining contents into application equipment or a mix tank and drain for 10 seconds after the flow begins to drip. Fill the container 1/4 full with water and recap. Shake for 10 seconds. Pour rinsate into application equipment or a mix tank or store rinsate for later use or disposal. Drain for 10 seconds after the flow begins to drip. Repeat this procedure two more times.

(non-refillable >5 gallons): Triple rinse as follows: Empty the remaining contents into application equipment or a mix tank. Fill the container 1/4 full with water. Replace and tighten closures. Tip container on its side and roll it back and forth, ensuring at least one complete revolution, for 30 seconds. Stand the container on its end and tip it back and forth several times. Empty the rinsate into application equipment or a mix tank or store rinsate for later use or disposal. Repeat this procedure two more times.

Pressure rinse as follows (all sizes): Empty the remaining contents into application equipment or a mix tank and continue to drain for 10 seconds after the flow begins to drip. Hold container upside down over application equipment or mix tank or collect rinsate for later use or disposal. Insert pressure rinsing nozzle inside of the container, and rinse at about 40 PSI for at least 30 seconds. Drain for 10 seconds after the flow begins to drip.

Refillable container (250 gallon & bulk): Refill this container with pesticide only. Do not reuse this container for any other purpose. Cleaning the container before final disposal is the responsibility of the person disposing of the container. Cleaning before refilling is the responsibility of the refiller.

To clean the container before final disposal, empty the remaining contents from the container into application equipment or mix tank. Fill the container about 10 percent full with water. Agitate vigorously or recirculate water with the pump for 2 minutes. Pour or pump rinsate into application equipment or rinsate collection system. Repeat this rinsing process two more times.

For help with any spill, leak, fire or exposure involving this material, call day or night CHEMTREC – 1-800-424-9300.

40
41

**RIFLE® HERBICIDE
34704-861**

CONDITIONS OF SALE AND LIMITATION OF WARRANTY AND LIABILITY

BEFORE BUYING OR USING THIS PRODUCT, read the entire Directions for Use and the following Conditions of Sale and Limitation of Warranty and Liability. By buying or using this product, the buyer or user accepts the following Conditions of Sale and Limitation of Warranty and Liability, which no employee or agent of LOVELAND PRODUCTS, INC. or the seller is authorized to vary in any way.

Follow the Directions for Use of this product carefully. It is impossible to eliminate all risks inherently associated with the use of this product. Crop or other plant injury, ineffectiveness, or other unintended consequences may result from such risks as weather or crop conditions, mixture with other chemicals not specifically identified in this product's label, or use of this product contrary to the label instructions, all of which are beyond the control of LOVELAND PRODUCTS, INC. and the seller. The buyer or user of this product assumes all such inherent risks.

Subject to the foregoing inherent risks, LOVELAND PRODUCTS, INC. warrants that this product conforms to the chemical description on the label and is reasonably fit for the purposes stated in the Directions for Use when the product is used in strict accordance with such Directions for Use under normal conditions of use. EXCEPT AS WARRANTED IN THIS LABEL AND TO THE EXTENT CONSISTENT WITH APPLICABLE LAW, THIS PRODUCT IS SOLD "AS IS," AND LOVELAND PRODUCTS, INC. MAKES NO OTHER WARRANTY, EXPRESS OR IMPLIED, INCLUDING BUT NOT LIMITED TO MERCHANTABILITY, FITNESS FOR A PARTICULAR PURPOSE, OR ELIGIBILITY OF THIS PRODUCT FOR ANY PARTICULAR TRADE USAGE.

IN THE UNLIKELY EVENT THAT BUYER OR USER BELIEVES THAT LOVELAND PRODUCTS, INC. HAS BREACHED A WARRANTY CONTAINED IN THIS LABEL AND TO THE EXTENT REQUIRED BY APPLICABLE LAW, BUYER OR USER MUST SEND WRITTEN NOTICE OF ITS CLAIM TO THE FOLLOWING ADDRESS: LOVELAND PRODUCTS, INC., ATTENTION: LAW DEPARTMENT, P.O. BOX 1286, GREELEY, CO 80632-1286.

TO THE EXTENT CONSISTENT WITH APPLICABLE LAW, THE BUYER'S OR USER'S EXCLUSIVE REMEDY FOR ANY INJURY, LOSS, OR DAMAGE RESULTING FROM THE HANDLING OR USE OF THIS PRODUCT, INCLUDING BUT NOT LIMITED TO CLAIMS OF BREACH OF WARRANTY OR CONTRACT, NEGLIGENCE, STRICT LIABILITY, OR OTHER TORTS, SHALL BE LIMITED TO ONE OF THE FOLLOWING, AT THE ELECTION OF LOVELAND PRODUCTS, INC. OR THE SELLER: DIRECT DAMAGES NOT EXCEEDING THE PURCHASE PRICE OF THE PRODUCT OR REPLACEMENT OF THE PRODUCT. TO THE EXTENT CONSISTENT WITH APPLICABLE LAW, LOVELAND PRODUCTS, INC. AND THE SELLER SHALL NOT BE LIABLE TO THE BUYER OR USER OF THIS PRODUCT FOR ANY CONSEQUENTIAL, SPECIAL, OR INDIRECT DAMAGES, OR DAMAGES IN THE NATURE OF A PENALTY.


Aatrex®, Amber®, Beacon®, Caparol®, Concep®, and Gramoxone® are registered trademarks of a Syngenta Group Company.
Accent®, Ally®, Express®, Finesse®, Glean®, Harmony®, and Karmex® are registered trademarks of E.I. DuPont de Nemours & Company.
Battalion® is a registered trademark of Arysta LifeScience North America, LLC.
Bromac®, Broclean®, Cadence®, Mad Dog®, Makaze®, Rifle®, Rifle Plus®, and Stealth® are registered trademarks and Strut™ is a trademark of Loveland Products, Inc.
Brox®, Fallow Star®, and Gly Star® are registered trademarks of Albaugh, Inc.
Bullet®, Fallow Master®, Intrro®, Landmaster®, Lariat®, and Roundup® are registered trademarks of Monsanto Technology, LLC.
Curtail®, Garlon®, Kerb®, Stinger®, and Tordon are registered trademarks of Dow AgroSciences, LLC.

RIFLE® HERBICIDE

34704-861

Eradicane® is a registered trademark of Gowan Company LLC.
Guardsman Max® is a registered trademarks of BASF.
Permit® is a registered trademark of Nissan Chemical Industries, Ltd.
Screen® and Sencor® are registered trademarks of Bayer.

Aatrex®, Battalion®, Bullet®, Cadence®, Gramoxone®, Guardsman Max®, Intrro®, Kerb®, Lariat®, Rifle Plus®, and Tordon® are restricted use pesticides.



FORMULATED FOR



P.O. BOX 1286, GREELEY, COLORADO 80632-1286