



# Judi♥Kins

Supplement Catalog  
Innovative Art Rubber Stamps &  
Paper Craft Supplies



ubber stamps are images to color. It's our passion. Give us a black and white illustration with a few colored pencils, markers and ink pads and there's no end to the relaxation and fun. You too can make a coloring page any way you want. Our 2017 catalog has both sophisticated and elegant rubber stamp images that are sure to inspire. This catalog is available for download at [judikins.com](http://judikins.com).

In addition to our full range of rubber stamps is an impressive collection of accessories like the Cutie Pie, Diamond Glaze™, Egyptian Gold® embossing powder and Mica Gloss™ inks. Sure to add precision, shimmer, shine and sparkle to any hand-made projects.

Need some inspiration? Visit [judikins.com](http://judikins.com) for plenty of examples of beautiful cards, easy to follow step-by-step directions, and state-of-the-art instructional videos that are sure to spark your imagination. Let JudiKins take you away for a few minutes or even a few hours.

Our mission is to deliver versatile tools that easily fit in your craft supply tool belt. All of which are designed to bring out the artist inside.



The entire contents of this catalog and its designs are ©JudiKins, Inc. 1988-2017. Stamps made from JudiKins copyrighted images are intended for private, non-commercial use. The selling of hand stamped items is allowed if proper copyright is included. Stamp 2417 D is available for this purpose. All other rights are reserved. Reproduction of any of the images in this catalog, or of the catalog itself in any other medium (electronic or mechanical) without written permission is strictly prohibited.


Due to varied supplies on some imported items, color assortments are sometimes substituted. We will always include colors that will work well together.

Please notice Item Codes with , indicates Limited Quantities Available.


# Coloring



3748 J • Coloing Mandala Background  
(Shown 75%)



3749 J • Poochie Background  
(Shown 75%)




3701 J • Clover Trellis  
(Shown 75%)




3762 J • Folded Merange Background  
(Shown 75%)

# Dots and Stripes



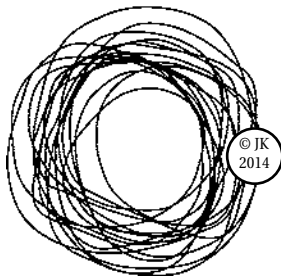
2750 F • Spots with Dots

© JK 2003




6615 H • Rough Leaves Cube

© JK 2014



3511 E • String Coil

© JK 2014



3671 C • Dot Cluster

© JK 2014



2990 G • Surfboards




3770 H • Solid Stripes

© JK 2016



3672 D • Solid Doughnut

© JK 2014



3772 H • Triangles

© JK 2016



3771 H • Multi Stripes

© JK 2016




3764 E • Ikat Diamond Pattern

© JK 2016




3769 D • Bare Feet

© JK 2016



3765 E • Ikat Circle Halves

© JK 2016



3773 H • Chevrons

© JK 2016



3761 H • Ikat Triangle Swirl Border

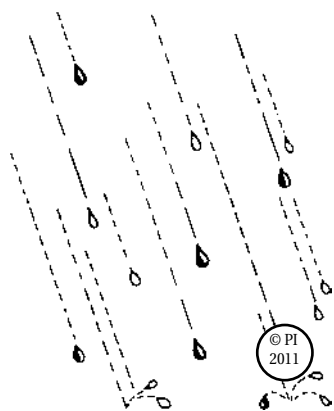
© JK 2016




3760 J • Ikat Cloth Background  
(Shown 75%)

© JK 2016

# Places and Things



9Z0011 F • Posh Drip Drops




3089 G • Sky, Lg



3763 D • Aero Plane



9Z0946 E • Posh Mountains



3745 G • Sixty Three Vette



3616F • Muscle Car



Stamp and emboss images onto black cardstock with Opaque White embossing powder to achieve a “chalkboard effect.”



3746 F • Lighthouse

# Places and Things




Strategically positioned greeting can be stamped using a Cutie Pie™ rubber stamp positioning tool.



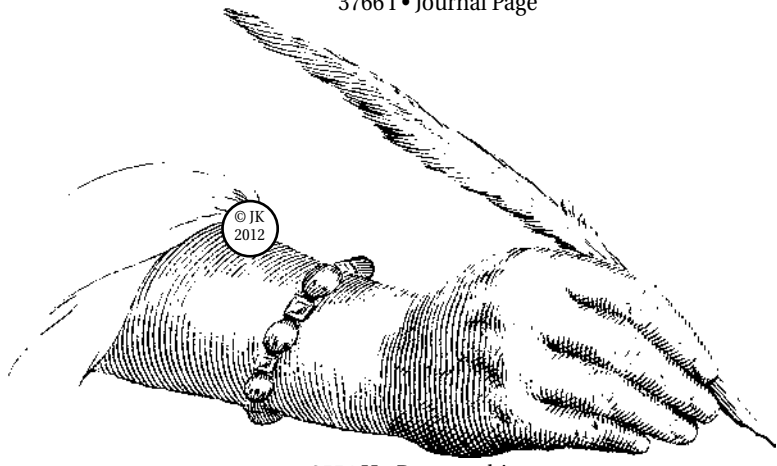
.....  
.....  
.....  
.....  
.....  
.....  
.....  
.....  
.....  
.....  
.....  
.....  
.....  
.....  
.....



3766 I • Journal Page



3743 H • Candelabra



3554 H • Penmanship




3408 G • Fancy Flourish



3489 G • Thank You Spencerian

# Birds of a Feather.....



3768 H • Warbler

© JK 2016




3714 F • Flock of Swallows

© JK 2015



3767 D • Swallow

© JK 2016



3722 E • Blue Bird Huddle

© JK 2015



3775 D • Little Chick

© JK 2016



3697 E • Chickadee

© JK 2015



3721 F • What's Up Chickadee

© JK 2015




3713 D • Cute Owl

© JK 2015



3662 F • Curious Owl

© JK 2014



3663 E • Happy Birdie

© JK 2014



3664 D • Happy Dancing Birdie

© JK 2014

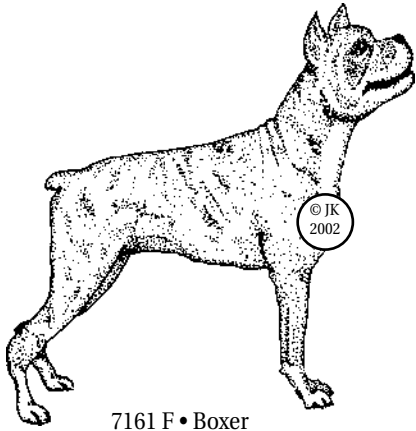


3660 D • Fluffy Chick

© JK 2014



# Arooooo!



7161 F • Boxer



7164 E • Pug



3754 D • Happy Fox





7163 F • Doberman



3034 D • Cat Paw




7166 E • Scottie



7165 F • Samoyd



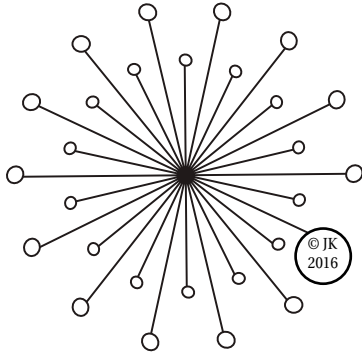
2022 F • Dog Gone




3776 F • Coon Hound



3753 F • Content Fox




3757 F • Astro Star with Dots



9Z0975 E • Posh Polka Dot Tree




3756 F • Star Flower



3759 D • Puff Flower



9Z0974 E • Posh Ribbon Tree



3758 E • Asterisk

## Christmas GREETINGS

3730 F • Christmas Greetings

*'Twas the night before Christmas, when all through  
the house  
Not a creature was stirring, not even a mouse;  
The stockings were hung by the chimney with care,  
In hopes that St. Nicholas soon would be there;  
The children were nestled all snug in their beds;  
While visions of sugar-plums danced in their heads;  
And Mamma in her kerchief, and I, in my cap,  
Gladly just settled our brains for a long winter's nap;  
When out on the lawn there arose such a clatter,  
I sprang from the bed to see what was the matter.  
Away to the window I flew like a flash,  
Tore open the shutters and threw up the sash.  
The moon, on the breast of the new-fallen snow,  
Gave the lustre of mid-day to objects below,  
When, what to my wondering eyes should appear,  
But a miniature sleigh, and eight tiny rein-deer,  
With a little old driver, so lively and quick,  
I knew in a moment it must be St. Nick.  
More rapid than eagles his coursers they came,  
And he whistled, and shouted, and called them by name:  
'Now, Dasher! now, Dancer! now, Prancer and Vixen!  
On, Comet! on, Cupid! on, Dunder and Blitzen!  
'To the top of the porch! to the top of the wall!  
Now dash away! dash away! dash away!'*

3751 I • 'Twas the Night Before

# Greetings

Happy  
New  
Year

3731 E • Happy New Year Festivee

Happy  
Day!

3750 F • Happy Day

Hello

3691 D • Hello Stretched

Congratulations

3718 E • Congratulations Typed

Thank You

3727 D • Thank You Typed

Happy Spring

3658 E • Happy Spring

Hello

3728 D • Hello Typed

Love

3725 D • Love Stretched

Congratulations

3693 E • Congratulations Stretched

Happy Birthday

3717 D • Happy Birthday Typed

Christmas  
GREETINGS

3730 F • Christmas Greetings

Greetings

3695 F • Greetings Flourished

Happy New Year

3732 E • Happy New Year Asian

Happy Thanksgiving

3752 E • Happy Thanksgiving Copperplate

Happy New Year


3747 E • Happy New Year - Happy

thank you


3692 E • Thank You Stretched

Thank You

3729 E • Thanks You Cursive



3744 G • Flowers and Swirls




2988 G • Plum Branch



3777 E • Cherry Blossom Bundle



3680 D • Trimmings Flower Trio



2989 G • Sprig Bamboo



3787 G • Standing Geisha



3783 G • Samurai Warrior




9Z0727 E • Posh Dee's Dots



3785 G • Hello Bunny




3789 G • Mother and Daughter



3782 G • Willow




3790 G • Geisha with Gift



6149 C • Bonsai Leaves Q-Bit™



3784 E • Sitting on a Log



3788 G • Maple Leaves on Water



3778 G • Bonsai Pine



3779 D • Rice Stalk



3780 C • Cricket, Lg.



3781 C • Cricket, Sm.



3786 F • Admiring Geisha

# Halloween



3734 F • Trick or Treat Gothic Lace



3735 F • Smelly Witch




3646 D • Harold the spider



3733 F • Spooky Candelabra




3644 D • Scared bat



3720 G • Squawking Crow



3594 F • Happy Halloween Curly-



3755 E • Tall Tree



3742 F • Happy Scarecrow



3032 H • Wonderful Old House

# Gels and Glazes

## Diamond Glaze™

A. Both a glaze and a glue! Glass clear, Diamond Glaze™ can be applied directly over artwork for a raised finish. Mix with dye based inks to create your own custom colored glass paint for window cards. Perfect for adhering glitter, beads, plastic, glass, vellum, paper, wood and metal.

2 fl. oz. bottle with long tip applicator GP005

16 fl. oz. refill bottle GP009

8 fl. oz. bottle with applicator GP008

## Tiny Tips

B. The perfect little pipette tip that fits on the end of the Diamond Glaze top. Can be trimmed to create a larger opening for more or less detailed application.

6 tips GT036

## Fluxe™ Enameling Resin

D. Finally get the effects of high-gloss resin in an easy to use powder. Melts to a hard finish in a toaster oven at 250 °F in just minutes. No mess, no fuss, just great results—fast!

4 oz. Bottle GP022

## Gel Du Soleil™

E. This amazing resin will cure in direct sunlight or under any ultra violet light. Start with 10 to 15 minute curing time. Longer times may be necessary for thicker layers or larger areas. After exposure, Gel will continue to harden over time. Gel du Soleil™ can be layered with no lack in clarity. This allows one to fix any imperfections in a layer by adding second layer on top. Since Gel du Soleil™ is as clear as glass, it can be used to repair chips, cracks and wrinkles in glass.

9 ml Bottle GP020

120 ml Professional GP021

## Petite Soleil™ UV Lamp

F. This ultra violet curing lamp is the perfect alternative for cloudy days or evening use with the Gel Du Soleil™. Pass-thru feature allows UV exposure for larger pieces. On Off Switch, and portable.

110-volt, 9-Watt GT039



# Accessories



## Detail Scissors

Detail scissors are great for cutting small and intricate images for applique. Stores can't keep them in stock.  
Stainless steel blades (5") CTS11

## Graphic Tools

Steel Edged Hi Vis Ruler (12 inch with center find rule) GT013  
Bone Folder (8") GT015  
Hi Vis Ruler (6 inch with center find) GT037  
Mosaic Double Stick Tape (2 inch wide by 60 ft. long) GP007  
Fine Mist Spritzer GT008  
Detachable Rubber Brayer (4") GT028

## Pen Knife

High quality, German-made, retractable blade pen knife produced exclusively for JudiKins. Lightweight plastic handle is perfect for your stamping studio or on the road.  
Pen Knife (6") CTK28  
Refill blades (5 pack) CTK29

## Cleaners

JudiKins top secret cleaning formulas for both regular and permanent inks are great for removing those tough stains from your stamps. Our cleaners are solvent based and contain conditioners to keep the surface of your stamp clean and flexible. Both formulas are available in a 2 fl. oz. scrubber top bottle for easy cleaning, or the economical 18 fl. oz. refill bottle. Left to right:

Stamp Cleaner Refill Only (18 fl. oz.) CL002  
Stamp Cleaner and Conditioner (2 fl. oz.) CL001 Permanent Ink Cleaner Refill (18 fl. oz.) CLF02  
Permanent Ink Cleaner (2 fl. oz.) CLF01  
Replacement Tops (quantity 2) GT018

## Micro Glaze™

Soft spreadable paste wax is perfect for protecting your paper crafts from finger prints, water drops, and spills. Great for artistic effects like wax resists and batik.  
1 oz jar GT026



Dark blue dye based ink treated with a thin layer of Micro Glaze. Notice how waxed surface protects the inked area from getting wet. Un-protected area (right) displays ink bleed.




# Mica Gloss

## Mica Gloss™

Metallic Pigment Ink in bottle form. Rich metallic colors add luster to your artwork. Create magnificent background papers with brayers, Color Dusters™, and especially your fingers. Ink your favorite rubber stamps with these beautiful metallic inks. Great for paper, jewelry, shrink plastic, and of course rubber stamps. Heat set on non-porous surfaces.

Assortment 18 Colors IMG51



Spread MicaGloss onto card using a brayer, paint brush, even your fingers



Tap stamp into inked paper to cover with ink and stamp onto clean card.



Great for watercoloring and use with water brushes.



14ml Individual Bottles

Ice Blue	IMG07
Blue	IMG08
Prussian Blue	IMG25
Silver	IMG18
Aquamarine	IMG16
Honeydew	IMG21
Peacock	IMG26
Green	IMG06
Lime	IMG22
Purple	IMG09
Ruby	IMG20
Eggplant	IMG24
Gold	IMG10
Old Gold	IMG01
Candy Apple	IMG23
Pearl	IMG14
Copper	IMG15
Chocolate	IIMG04

# Accessories

## Envelope Templates

Sturdy translucent plastic with silk-screened directions. Make envelopes out of maps, hand made paper, vellum, comics. Single template makes a standard A2 sized note card envelope. Mini-envelope template set will make sizes of 2x3" gift card envelope, 3x3" square card envelope and a 3 1/2x2" end flap coin envelope. For a creative accent on your handmade notecard, attach a mini-envelope with a surprise greeting.

A2 Envelope Template TPL01

Mini Envelope Template Set (2x3", 3x3", 3 1/2 x 2") TPL04

Diagolope (European envelope DIN-Long) TPL06

Square Envelope Template 5, 5.5 and 6 inch Square TPL07



# Accessories



## Eclipse Tape™

A. Art masking tape with delicately sticky adhesive. Perfect for paper arts, create your own stencils, masks and non-permanent stickers.  
 Roll (15cm x 10m) GP010  
 Twins (2 rolls 24mmx10m) GP017

## Sparkle Sweeper™

B. The perfect brush for sweeping embossing powders, glitter and those hard to clean up craft powders. Made from natural bristles, even the finest powders sweep up from work surfaces.  
 (6" with 3" bristles) GT020

## Snappy Tray™

C. Lightweight plastic sheet folds and snaps into a craft tray with a built-in funnel. Perfect for beads, glitter embossing and more.  
 (6.5" x 9" folded) GT019



## Tiny Trays™

D. A mini version of our incredibly popular Snappy Tray™, Tiny Trays come in sets of three (because one is just not enough). The Tiny Trays nest when folded and are great for sorting beads, holding messy craft items and keeping your desk organized. Patented built in funnel makes it easy to return product to containers.  
 Tiny Trays set of 3 (3.25" x 3.25" folded) GT030

## PopEze™

E. Easily create your own pop-ups with these clear, self adhesive mechanisms. Great for altered books, journals, greeting cards, scrapbook pages, school presentations and more. Fun for all ages. Sample sheets are perfect for teaching classes.

- PZ001 PopBlocks (30 pieces)
- PZ002 FlipFlap (12 pieces)
- PZ003 Hinge (75 pieces)
- DP008 Popeze Sampler Pack (50 sheets)



# Accessories

## Sliding Tassels

A. An easy way to add a touch of elegance is to use a tassel. The same high quality as our bookmark tassels, these "sliding" tassels come with a braided ball that slides to adjust to most card sizes. (10 total, 7" loop with 1" tassel)

Warm: Natural, Maize, Roman Gold, Ginger, Olive, 2 each color (10) AP311

Pastel: Orchid, Light Blue, Peach, Pink, Seafoam, 2 each color (10) AP325

Harlequin: Black, White, Red, 3 red and black, 4 white (10) AP320

Cool: Silver, Ivory, Maroon, Navy, Mauve, 2 each color (10) AP310

## Bookmark Tassels

B. Color coordinated to go with our papers these tassel assortments can be used on tag art, with bookmarks, or as embellishments on your cards and 3-D projects. Our tassels are made of high quality woven fibers and do not fray. (3 of each color, 3" loop with 1" tassel)

Natural: Dark Blue, Forest, Mauve, Violet, Maroon AP3040

Primary: Dark Pink, Blue, Yellow, Lavender, Red, Green AP3030

Pastel: Light Blue, Cream, Pink, White, Peach, Light Green AP3270

## Shrink Plastic

D. Now you can create your own "shrink art" with rubber stamps and permanent ink. Stamp your favorite image onto a sheet of our shrink plastic and color in with colored pencils. Cut out and heat in an oven or use your heat tool. Another fun stamping technique is to cut a shape of shrink plastic, shrink with a heat tool, and while the plastic is still hot, press your stamp into the shrunken piece to create a dimensional impression. Finish the piece by brushing on tinted Diamond Glaze™. (8 sheets 8 1/2 x 11 inches, final piece is approximately 40% of original)

Black AP324, White AP323, Clear AP321,

Transparent AP322, Assorted AP337



# Tranz It™



## Tranz It™

Tranz It will transfer printed images onto a variety of surfaces. Can be used on metal, plastic, clay, wood, paper, fabric and more. Tranz It makes the perfect tool for personalizing gifts and trinkets. Can be used with Tranz It Sheets for rub on or decal techniques, or Rinse Away Paper for traditional transfers.

Tranz It 4 oz Jar GT029

Tranz It Rinse Away Paper (5) GT033

# Embossing



## Amazing Glaze™

Apply several layers of this clear, dimensional embossing powder to create a glaze-like finish over your stamped art. Use as a base for metallic embossing powders to create thick metallic effects. Can be stamped into while warm to achieve a faux tile look. Sprinkle glitter, beads or other embellishments between layers to give depth to the glaze.

2 fl. oz. Jar EP250

1 lb. (438grams) Tub EPB50

## Embossing Ink

Completely clear, our embossing ink is perfect when you want to leave no trace of ink on your card. Applicator bottle can be used to ink your stamp without a pad and works great for applying ink to your art before the first coat of Amazing Glaze™. Use it as a "resist" ink by stamping onto MatteKote™ paper and brayering over with dye based inks. For a more vibrant "resist," stamp and emboss with Detail Clear powder.

2 fl. oz. Bottle EIK01

## Embossing Powders

We use the best materials in the world to formulate our embossing powders and carefully pack and seal each jar so that you receive a well mixed, free flowing powder. Formulas denoted with "™" or "®" are JudiKins exclusives and are available only from us in 0.5 fl. oz., 2 fl. oz. and Pounder (one full US Pound, 453gram) jars. Listed code numbers are for 0.5 fl.oz. sizes. Please refer to the order form for 2 fl.oz. and Pounder code

EP002 Metallic Gold	EP003 Metallic Silver	EP004 Metallic Copper	EP005 Metallic Bronze	EP006 Opaque White	EP014 Black Diamond
EP007 White Diamond™	EP013 Black Detail	EP046 Jasper™	EP044 Malachite™	EP045 Lapiz Lazuli™	EP039 Black Opal™
EP052 Gold Detail	EP054 Denim™	EP053 Pastilles™	EP056 Granite™	EP040 Kaleidoscope ™	EP008 Iridescent Sparkle™
EP030 Psychedelic ®	EP017 Diamond Sparkle™	EP020 Pastel™	EP043 Aegean Silver™	EP042 Egyptian Gold®	EP041 Mystique™
EP049 Galaxy™	EP048 Garnet™	EP057 Cloisonne™	EP022 Translucent Gold™	EP019 Glow-in- the-Dark	EP055 Chablis™
EP075 Gold Twinkle™	EP065 White Gold™	EP067 Star Twinkle™	EP073 Lemon Twinkle™	EP063 Lime Twinkle™	EP059 Groovy Green™
EP078 Avocado Twinkle™	EP064 Forest Twinkle™	EP081 Pine Twinkle™	EP074 Emerald Twinkle™	EP072 Aquamarine Twinkle™	EP084 Cyan Twinkle™
EP077 Royal Twinkle™	EP085 Baby Blue Twinkle™	EP076 Silver Twinkle™	EP069 Midnight Twinkle™	EP066 Hanukkah Twinkle™	EP083 Pink Twinkle™
EP062 Violet Twinkle™	EP082 Cabernet Twinkle™	EP068 Ruby Twinkle™	EP061 Cherry Twinkle™	EP080 Fuschia Twinkle™	EP058 Rockin Red™
EP086 Chocolate Twinkle™	EP015 Red (Seasonal)	EP087 Orange Twinkle™	EP0079 Copper Twinkle™	EP071 Paprika Twinkle™	EP070 Lavender Twinkle™



Make any dimensional embellishment like faux wax seals with Amazing Glaze™. Coat thicker cardstock with Embossing Ink or any pigment ink. Apply Amazing Glaze™ powder shaking off excess. While piece is hot, apply second layer of powder. Repeat as many times as needed. Press stamp image while glaze is hot.



# Rustique™

---



## Rustique™ Embossing Powders

Cover surface with any one of these embossing powders to create faux rusted metal finishes. Perfect for distressed look without all the chemicals. 2 oz.

Weather Vane™ EP288

Weathered Iron™ EP292

Bent Nail™ EP289

Antiqued Iron™ EP291

Patina Bronze™ EP293

Patina Jade™ EP294


Patina Azure™ EP295

Tin Can™ EP290



---

# Cutie Pie™



## Cutie Pie - Rubber Stamp Positioning Tool

This little tool is perfect for positioning the stamp image in the exact place you wish. Grid is helpful when stamping words. Compass guidelines are great for creating circular and mandala designs. Wavy edge is a nice hand hold. Compact and easy to store.

Approximately 2.5 inches GT046



# Artistic Stencils




KS077 • Wood Grain **NEW**



KS078 • Blocks in Squares **NEW**



KS079 • Three by Three **NEW**



KS080 • Constantinople **NEW**




KS081 • Big Weave **NEW**



KS082 • Stone Field **NEW**



KS083 • Holes **NEW**



KS084 • Poochie Pattern **NEW**



KS085 • Floral Wallpaper **NEW**




KS086 • Pebbles **NEW**



KS087 • Chain Link **NEW**



KS088 • Jigsaw Puzzle **NEW**



KS089 • Numerals **NEW**



KS008 • High Anxiety



KS022 • Peacock Feathers



KS057 • Beatnick



KS074 • Spellbound



KS075 • Poinsettia




KS042 • Nouveau Damask



KS045 • Flaming Foliage



KS001 • Field of Stars



KS002 • Aladdin's Screen



KS003 • Roses



KS004 • Splash!




KS005 • Fleur-de-lis



KS006 • Starburst



KS010 • Checkerboard



KS012 • Bubble Curtain



KS013 • Moroccan Lattice




KS014 • Mystical Lattice



KS015 • Floral Flourish



KS016 • Chevrons



KS018 • Chinese Lattice



KS019 • Nouveau Fern



KS023 • Bead Curtain




KS025 • Spider Web



KS026 • Funky Squares



KS028 • Honeycomb



KS029 • Retro Path



KS030 • Gum Wrapper Weave




KS031 • Chinese Clouds



KS032 • Casablanca



KS033 • Fans



KS034 • Pinwheel



KS035 • Fish Net






KS036 • Daisymania



KS037 • Puffy Clouds




KS038 • Silly String



KS040 • Harlequin Diamonds



KS041 • Stacked




KS046 • Cane Weave



KS047 • Squares in Squares



KS048 • Quarter Circles



KS049 • Retro Squares



KS050 • Deco Palms



KS054 • Coral



KS055 • Sea Fan




KS058 • Zig Zag



KS059 • Wire Works



KS060 • Regal Diamonds



KS061 • Clover Trellis



KS063 • Fancy Trellis



KS065 • Asanoha



KS066 • Hishi



KS067 • India Block Print



KS068 • Stone Wall




KS069 • Retro Diamonds



KS070 • Large Waves



KS071 • Circles and Squares



KS072 • Luck



# Petite Stencils 4 x 4 inches



KS401 • Hibiscus



KS402 • Rose



KS403 • Camelia



KS404 • Smowy Tree



KS405 • Poinsettia



KS406 • Fleur de Lis



KS407 • Tropical Leaf



KS410 • Palm Leaf



KS411 • Vortex



KS412 • Cupcake



KS414 • Man in Moon



KS415 • Holly



KS416 • Grapes



KS417 • Snowflakes



KS418 • Pumpkin



KS419 • Anchor **NEW**



KS420 • Feather **NEW**



KS421 • Gecko **NEW**



KS422 • Crow **NEW**



KS423 • Sun **NEW**



KS424 • Mod Mum **NEW**



KS425 • Pineapple **NEW**



KS426 • Leaf **NEW**



KS427 • Marigold **NEW**



KS428 • Monarch **NEW**

Judi♥Kins • 17803 S. Harvard Blvd. • Gardena, CA 90248 USA • (310) 515-1115 • (310) 323-6619 fax • [www.judikins.com](http://www.judikins.com)

The entire contents of Kite Stencils™ catalog and its designs are ©JudiKins, Inc. 2012-2014. Stencils made from JudiKins copyrighted images are intended for private, non-commercial use. The selling of hand made and decorated items is allowed if proper copyright is included. Stamp 2417 D is available for this purpose. All other rights are reserved. Reproduction of any of the images in this catalog, or of the catalog itself in any other medium (electronic or mechanical) without written permission is strictly prohibited.

# Gallery



Yikes!  
It's a  
Blank page.