

# UF Continuing Dental Education

COMMITTED TO

DENTAL EXCELLENCE



## DEAN'S MESSAGE




As part of a preeminent university, UF Continuing Dental Education (CDE) is proud to be among the best continuing dental education providers in the country in terms of quality, quantity and the diversity of topics offered each year. As you review this course guide, you will note that the continuing education programs offer everything today's dental professionals need to remain current with licensure requirements and advances in oral health treatment, offered by the course instructors who are well known in their areas of expertise.

There are several new, comprehensive courses offered this year including:

- Osseodensification: A Paradigm Shift in Implant Dentistry
- Implant Maintenance & Appropriate Chemotherapeutics for the Advanced Periodontal Patient
- Endodontics for General Dentists: Advanced, Practical and Comprehensive Lecture and Workshop
- Medical Emergencies in the Dental Office: High Fidelity Interactive Simulation
- Reputation Management: Cultivating and Maintaining Your Professional Identity

Participant responses to our most recent online survey indicated a desire for more course locations around the state so our CDE office worked with Patterson Dental to schedule an array of courses at Patterson Dental facilities in Tampa, Orlando and Ft. Lauderdale. Please look for these new courses and venues as you browse through the course guide.

Two years ago UF CDE launched a new mobile application that was powered by Feathr to keep you up-to-date on our courses. We upgraded our app. It is now supported by ShowGizmo and the new, more powerful version of the app is launching soon. Some new features include access to full-color course handouts, connections with your fellow course attendees, real-time event notifications and more.

Also new this year is a series of courses that will be offered before all fall home football games, "The Football Championship CE Series."  This series was launched at the request of the college's alumni and friends, who asked that CE courses be offered during home football weekends for the convenience of Gator dentists who travel to Gainesville to cheer for their Gators and want to make the most of their time and travel. However, all participants are welcome to attend these courses, even if football isn't your entertainment of choice.

We hope that you find everything you need for your continuing dental education in our course guide and please let us know how we can better serve the education needs of you and your dental team. We look forward to seeing you during the coming year. Go Gators!

A. Isabel Garcia  
Dean

# UF COLLEGE OF DENTISTRY

**A. Isabel Garcia, DDS, MPH**  
Dean

**James Haddix, DMD**  
Assistant Dean of Continuing  
Dental Education

**Lori Murton, CPP, CeP**  
Assistant Director

Design: JS Design Studio  
Printing: Alta Systems

**ADA CERP**® | Continuing Education  
Recognition Program

University of Florida is an ADA CERP Recognized Provider. ADA CERP is a service of the American Dental Association to assist dental professionals in identifying quality providers of continuing dental education. ADA CERP does not approve or endorse individual courses or instructors, nor does it imply acceptance of credit hours by boards of dentistry. University of Florida designates each activity for the listed credit hours of continuing education credits. Concerns or complaints about a CE provider may be directed to the provider or to ADA CERP at [www.ada.org/goto/cerp](http://www.ada.org/goto/cerp)



#### TEAM TRAINING DISCOUNT

SAVE \$25 on each team member who registers at the same time.



**EARLY BIRD:** SAVE \$50 (or more) off selected courses.

**LOCATIONS:** All courses are held at the University of Florida College of Dentistry, unless otherwise specified.

#### UNIVERSITY OF FLORIDA



**UNIVERSITY OF FLORIDA COLLEGE OF DENTISTRY**  
1395 Center Dr., Gainesville, FL 32610  
888-550-4590 (toll-free)



**HIALEAH DENTAL CENTER**  
750 East 25th St., Hialeah, FL 33013  
305-694-5400



**UF/SPC PARTNERSHIP ST. PETERSBURG DENTAL CLINIC**  
9200 113th St. North, Seminole, FL 33772  
727-394-6064

#### PATTERSON DENTAL



**PATTERSON DENTAL - FT. LAUDERDALE**  
1881 W. SR 84, Ft. Lauderdale, FL 33315  
954-730-0573



**PATTERSON DENTAL - ORLANDO**  
570 Monroe Rd., Ste 1024  
Sanford, FL 32771  
407-688-4400



**PATTERSON DENTAL - TAMPA**  
5810 West Cypress St., Tampa, FL 33607  
813-744-2900



**ORLANDO VARIOUS LOCATIONS**



**HANDS-ON WORKSHOPS**  
Look for the Hands-On icon to denote these popular high-quality, high-impact participation courses. Of particular note are the "A La Carte" sections of the AGD Master Track program. These sections allow you to interact with the highest caliber of "life-long" learners, while giving you a preview into UF's unique 25-month Comprehensive Dentistry Program.



**LIVE PATIENT TREATMENT COURSE**  
For the Ultimate CDE Experience



**Football Championship CE Series (FCS)**

# UF Continuing Dental Education

COMMITTED TO DENTAL EXCELLENCE



## Football Championship CE Series

Look for the FCS logo for world-class courses scheduled during home-game Fridays. See page 13.

### 4-6 ADVANCED EDUCATION

\*Executive Practice Management™ Certificate Program for Dentists 4

Comprehensive Dentistry Program Class 29 — FL AGD MasterTrack Course 5

Internships/Fellowships/Preceptorships 6

- Center for Implant Dentistry
- Endodontics
- Oral & Maxillofacial Radiology
- Oral Medicine/Oral Oncology
- Oral Pathology
- Orthodontics
- Periodontology & Implant Dentistry
- Prosthodontics
- Restorative Dental Sciences

### 6 AFFILIATIONS

 Academy of Alumni & Friends Dental Fall Weekend and FDC Gator Dentist Reception and ASDA Spring Synergy Weekend

## DENTIST

### 7 AIRWAY MANAGEMENT

Basic Airway Management Course for Dentists: Changes to Anesthesia Rules

### 12 ENDODONTICS

Endodontics for General Dentists: Advanced, Practical and Comprehensive Lecture and Workshop

### 13 FOOTBALL CHAMPIONSHIP CE SERIES

### 14-16 GENERAL DENTISTRY

- \*Medical Emergencies in the Dental Office 14
- \*12th Annual General Dentist Symposium & CDP Reunion 14
- \*Dentistry Update 2016: The Best of Everything 15
- \*Boomer Dentistry AND Managing Implant Mucositis Versus Peri-Implantitis 15
- \*Update on Medical Emergencies 2017: How to Save a Life, Including Your Own 16


### 16 GERIATRICS

\*Current Concepts in Clinical Geriatrics for the Dental Team

### 17-19 IMPLANT DENTISTRY

Comprehensive Interdisciplinary Training for Dental Implants: Multiple Live Patient Experiences 17

 \*Biologic Complications in Implant Dentistry 17

 Osseodensification: A Paradigm Shift in Implant Dentistry 18

\*Implant-Based Planning and Treatment Options for Full-Arch Fixed Restorations 18

\*Hard-Tissue Grafting Options for the Single or Adjacent Missing Tooth Site 19

### 19 LASER DENTISTRY

Gain Perio/Restorative Access: Flaps and Lasers, A Workshop

### 20 LICENSE RENEWAL

\*License Renewal Seminar: Updated to Include OSHA, Risk Management & Record Keeping

### 20 NITROUS OXIDE

\*Nitrous Oxide Psychosedation:  
\*\*Certification Course


### 21 OCCLUSION

\*Is it Esthetics or Occlusion?


### 21-22 ORAL MEDICINE

\*Oral Systemic Connection — Prospects & Challenges 21  
Oral Oncology/Oral Medicine Clerkship 22

### 22-23 ORAL PATHOLOGY

 \*An Update on Oral Pathology 22  
\*14th Annual Oral Pathology Symposium: Lumps, Ulcers, Striae, Treatment & Diagnosis Update 23

### 24 ORAL SURGERY

 \*Oral Surgery Topics for the General Practitioner: Medical Emergencies, Complications

### 24 ORTHODONTICS

Orthodontics for the General Dentist or Pediatric Dentist

### 25 PEDIATRIC DENTISTRY

Pediatric Dentistry Practicum 25  
Pediatric Dentistry Mini-Residency 25


### 26 PERIODONTOLOGY

\*\*YES WE CAN™ — Keys to the Successful Management of Exposed Root Surfaces 26

### 26 PHARMACOLOGY

\*Drugs in Dentistry Update: Including Conventional Drugs, Herbs and Natural Supplements

### 27-29 PRACTICE MANAGEMENT


 \*Practice Excellence in the Current Complex Dental Environment 27  
\*Reputation Management: Cultivating and Maintaining Your Professional Identity 27

\*Associateships: Negotiating Win-Win Agreements Between Dentists and Associates 28

1st Annual Practice Management Symposium — Master Your Margins: An Evidence-Based Approach to Dental Informatics 28

Embezzlement: The Ugly Truth, How It Occurs and How To Avoid It 29

### 29-30 RADIOLOGY

 \*How to Read a Pan? 29  
Cone Beam Computed Tomography — Interpretation Clerkship 30  
Oral and Maxillofacial Radiology Mini-Residency 30

### 31 RESTORATIVE DENTISTRY

\*Newest Techniques for Implants and Dentures 31  
\*Precision and Semi-Precision Attachment Ultimate Course: All You Wanted to Know About Attachment Dentistry but Were Afraid to Ask! 31

## DENTAL AUXILIARY

### 7-9 DENTAL ASSISTANT

Professional Career Path for Dental Assistants — A Continuum 7

\*Fundamentals of Dental Assisting 8

\*Expanded Functions for Dental  
\*\*Auxiliary: Certification Course 8

\*Radiology for Dental Auxiliary:  
\*\*Certification Course 9

### 10-12, 20 DENTAL HYGIENIST

\*The Ultimate "Refresh" Local Anesthesia Course for Today's Dental Hygienist 10

\*Local Anesthesia for Today's Dental  
\*\*Hygienist: Certification Training 10

\*Implant Maintenance & Appropriate Chemotherapeutics for the Advanced Periodontal Patient 11

\*12th Annual Dental Hygiene Symposium 11

\*The Art & Science of Advanced Micro-Thin Ultrasonic Instrumentation in Periodontal Therapy 12

\*License Renewal Seminar 20

### 32 REGISTRATION FORM

### 33-34 2016-17 CALENDAR

### 35 TRAVEL

### 35 CUSTOM SCHEDULED

Board Remediation

### 35 WEB-BASED COURSES



#### CONFLICT OF INTEREST

We declare that neither we nor any member of our family members have a financial arrangement or affiliation with any corporate organization offering financial support or grant monies for this continuing dental education program greater than \$999, nor do we have a financial interest greater than \$1,000 in any commercial product(s).



# Advanced Education

## COURSE # 180009

October 2016 – October 2017  
Saturday – Sunday 8:30 am – 5 pm\*  
St. Petersburg Dental Center

## TUITION

(Breakfast/Networking Lunch Included)  
\$16,787 – Payable with an initial non-refundable deposit of \$2,500 and \$1,099 monthly attendance fees.

- CDP Alumni Discount
  - Post 9/11 GI Bill
- see website for details  
<http://epmfordentists.com>

## FACULTY

Annelise Ydstebo Driscoll, MBA, PhD

## LOCATION

UF/SPC Partnership  
St. Petersburg Dental Clinic  
Pharmacy Building  
9200 113th St. N  
Seminole, FL 33722

**CEUs: 189 contact hours.**

## Participation

**AGD # 550**



Continuing Dental Education at UFCD wishes to express its appreciation to **TD Bank, Futuredentics, Inc., 1-800-Dentist, Doctor's Choice Companies, Inc. and Patterson Dental** for unrestricted educational grants, which helped to make this course possible.

## ADVANCED EDUCATION

# Executive Practice Management™ Program for Dentists EPM 5: Bridging the Knowledge Gap from Clinical Dentist to Business Owner

## COURSE DESCRIPTION

This Executive Practice Management™ Program for Dentists, offered by the University of Florida College of Dentistry, is designed to prepare dentists to become business owners and executive managers within their dental practices. The curriculum designed for this 13-month program focuses on the critical components of business ownership not taught within traditional dental education (DMD/DDS) programs. A featured practice management program in the ADA's Center for Professional Success, this program will equip you with the leadership tools that will dramatically enhance your practice success.

Upon completion of this program, students will have a significant understanding of:

- Finance, financial management and financial planning
- Overall practice operations, compliance & efficiencies
- Human resources and staff management
- Practice sales, marketing and systems

## COURSE OBJECTIVES

The program develops business skills to enable dentists to increase practice efficiencies and focus on serving patient's needs. Practices that are soundly managed by knowledgeable dental business owners create solid financial growth and sustainability allowing dentists to focus on providing affordable, high-quality care for patients.

## PREREQUISITES

Students must be practicing, actively-licensed dentists, newly graduated dentists, or graduating dentists in dental school, and be accepted to this program by the University of Florida College of Dentistry.

## MORE INFORMATION

Dr. Annelise Driscoll, 407-252-0471,  
[drannelisedriscoll@gmail.com](mailto:drannelisedriscoll@gmail.com). Full details, including application, course description, objectives, refund & cancellation policies on-line <http://epmfordentists.com>

**\*NOTE:** First session is Friday-Sunday and last session is Friday-Saturday.



# Executive Practice Management™ Program for Dentists

October 2016 – 2017 | <http://epmfordentists.com>

**UF** UNIVERSITY of FLORIDA

# Advanced Education

## ADVANCED EDUCATION

### FL AGD MasterTrack Course: Comprehensive Dentistry Program Class 29

"As past president of FL AGD, a graduate of CDP-22 and visiting faculty for CDP-23 – CDP-28, I cannot overstate the value and strength of this program. The personal enjoyment and professional growth derived from this program can best be illustrated by the number of individuals who have been repeat participants. I would like to encourage you to contact Dr. Jim Haddix, program director, or any of the other helpful people in the Office of Continuing Dental Education concerning questions about the program. We look forward to hearing from you!" **TONY MENENDEZ, DDS, MAGD**

#### COURSE DESCRIPTION

UF College of Dentistry has been offering this unique program for over 35 years providing dentists an opportunity to:

- Earn 600 credits toward a Mastership in the Academy of General Dentistry MAGD
- Seek Diplomate status with the American Board of General Dentists upon successful completion
- Interact with instructors specializing in different fields; with evidence-based, research supported insights into the latest advancements in the profession
- Network with practitioners nationally and internationally
- Compile a body of reference material for practical, immediate use in your practice
- Expand knowledge for newly licensed dentists or introduce new skills for experienced dentists



#### COURSE OBJECTIVES

This 25-month postgraduate course in comprehensive dentistry provides the general practitioner an organized and structured educational program of dental sciences in a format that offers something for everyone. Classes meet one weekend per month on Friday, Saturday and Sunday (including breakfast/lunch on Fri/Sat and breakfast on Sun). Classes consist of lectures, discussion, in-office projects, literature review, and intensive hands-on participation utilizing the College of Dentistry's state-of-the-art Simulation Lab.

The course curriculum parallels the requirements for **Mastership in the Academy of General Dentistry**. A certificate of completion is awarded each candidate meeting all requirements.

#### COURSE DIRECTOR

James Haddix, DMD, Associate Professor, Endodontics, Director of the Comprehensive Dentistry Program at UF and Assistant Dean of Continuing Dental Education.

#### FACULTY

Courses are presented by a variety of instructors including UF faculty, other nationally-recognized experts and private practitioners who are known for their standards of excellence.

#### COURSE # 180003

June 2016 – June 2018  
Friday-Saturday 8 am - 5 pm  
Sunday 8 am - noon

#### LOCATION

University of Florida  
College of Dentistry  
Gainesville

#### COURSE LIMIT

20 Participants

#### TUITION

(Networking Breakfast and Lunch Included)  
\$26,725 Payable with an initial non-refundable deposit of \$2,500 and \$969 monthly attendance fees

#### APPLYING

Applications and full details are available by calling **1-888-550-4590** toll free or online at **www.ce.dental.ufl.edu**.

**CEUs: 600 contact hours. Participation**



Attention: AGD FELLOWS & CDP ALUMNI

**Just a few courses short**  
of your AGD Mastership requirements?

#### AGD MasterTrack Courses

may be your answer. Course topics & dates available online at **www.ce.dental.ufl.edu**.

Each 20 CEU Section

only \$1,169\*

CDP Alumni Courtesy Fee

only \$1,069.\*

To Register Call

**1-888-550-4590**

TOLL FREE

\*on a Space-Available basis

# Advanced Education / Affiliations

Complete details, including specialties and application form, are online at [www.ce.dental.ufl.edu](http://www.ce.dental.ufl.edu)

**INTERNSHIP/FELLOWSHIP**  
July 1, 2017 – June 30, 2018

**APPLICATION DEADLINE**  
January 31, 2017

**PRECEPTORSHIP/  
MINI-RESIDENCY**  
Custom scheduled

**LOCATION**  
University of Florida  
College of Dentistry  
Gainesville



## ADVANCED EDUCATION

### Advanced Education CE: US and International Dentists and Dental Scholars

#### ■ Internship | 1 YEAR

##### COURSE DESCRIPTION

An educational experience that lasts one year and includes limited patient care. Internships are open to any dentist (U.S./International) with a dental degree; topics can be either general dentistry or dental specialties.

#### ■ Fellowship | 1 YEAR

##### COURSE DESCRIPTION

An educational experience that lasts one year and includes limited patient care. Fellowships are open to any dentist with a dental degree (U.S./International) and specialty training. The topic is a special-interest area in your specialty.

#### ■ Preceptorship | 1 MONTH - 1 YEAR

##### COURSE DESCRIPTION

An educational experience that lasts between one month and a year. No direct patient care is included in this experience. Preceptorships are intended for dentists with dental degrees and others who have earned a terminal degree (U.S./International). Topics can be either general dentistry, dental specialties or research topics.

#### ■ Mini-Residency | LESS THAN 1 MONTH

##### COURSE DESCRIPTION

A custom-study program that lasts less than one month. No direct patient care is included in this experience. Mini-residencies are intended for dentists with a dental degree (U.S./International), topics include dental specialties listed below.

##### COURSES

- Cone Beam Computed Tomography — Interpretation Clerkship
- Oral Oncology / Oral Medicine Clerkship
- Oral and Maxillofacial Radiology
- Pediatric Dentistry Mini-Residency

##### FACULTY

Courses will be presented by a variety of instructors including UF Faculty, other nationally recognized experts and private practitioners who are known for their standards of excellence.

**\*NOTE to Internationally-Educated Dentists:**  
*These programs WILL NOT prepare dentists to become licensed to practice dentistry in Florida. If you are interested in practicing dentistry in Florida, you will need a dental degree from an ADA-accredited dental school in order to be eligible to take the Florida Dental License examination.*



**TO REGISTER**  
visit our web site at  
[www.ce.dental.ufl.edu](http://www.ce.dental.ufl.edu).



## ACADEMY OF ALUMNI AND FRIENDS

#### ■ Gator Dentist Reception | JUNE 17, 2016

**At the FDC, Gaylord Hotel, Orlando, Florida** All alumni, donors, friends and their guests are invited. No RSVP necessary! *Sponsored by The Academy of Alumni & Friends*

#### ■ Dental Fall Weekend | OCTOBER 14-15, 2016

**UFCD Dental Fall weekend in Gainesville, Florida. CE presentation by Alex J. Delgado, DDS, MS**  
For more information or to register online, visit our web site at [www.ce.dental.ufl.edu](http://www.ce.dental.ufl.edu). Contact: (888) 550-4590; [ce@dental.ufl.edu](mailto:ce@dental.ufl.edu). *Sponsored by The Academy of Alumni & Friends* **Program # 170227**

## THE AMERICAN STUDENT DENTAL ASSOCIATION

Established in 1971, the American Student Dental Association has addressed the needs of dental students nationwide for more than 40 years. It is the nation's largest organization of dental students with a membership that boasts more than 86 percent of all students. ASDA enjoys a close, fraternal relationship with the ADA yet maintains political and financial autonomy; it is an association administered by and for the students.

#### ■ Spring Synergy Weekend | MARCH 31, 2017

**Integrating UFCD into the Practice World: ASDA Vendor Fair, Celebration of Science and UFCD CDE in Gainesville, Florida. CE presentation by Harold Crossley, DDS, MS, PhD.** All alumni, donors, friends, private practitioners and UFCD faculty, staff & students are invited. For more information or to register online, visit our web site at [www.ce.dental.ufl.edu](http://www.ce.dental.ufl.edu). **Program # 170228**



**TO REGISTER**  
visit our web site at  
[www.ce.dental.ufl.edu](http://www.ce.dental.ufl.edu).

# Airway Management / Dental Auxiliary

## AIRWAY MANAGEMENT



### **Basic Airway Management Course for Dentists: Changes to Anesthesia Rules**

#### **COURSE DESCRIPTION**

Any dentist performing sedation or providing care to a sedated patient should be able to provide airway management and ventilation for a patient encountering respiratory distress. The goal of the basic airway course is to educate the practitioner in basic airway assessment via history and physical assessment of the patient and to review relevant anatomy, physiology, and equipment. The practitioner will learn the motor skills necessary to initiate basic airway management with regards to relieving obstruction, insertion of airway adjuncts, mask ventilation, and intubation. Motor skills will be developed under supervision utilizing simulation. Participants will complete a post-course evaluation of their airway skills.

#### **COURSE OBJECTIVES**

- Describe basic airway anatomy
- Review basic pulmonary physiology and understand the effects of sedation on respiration
- Review basic airway exam
- Identify patients with an abnormal pre-sedation airway evaluation and how this affects sedation risk

- Understand the role of monitoring in respiratory surveillance including observation, auscultation, pulse oximetry and end-tidal CO<sub>2</sub> monitoring
- Describe clinical situations in which oxygen, bag-valve-mask ventilation or intubation may be needed, and review various airway-related emergency situations that may occur with sedated patients, including laryngospasm, foreign-body obstruction, emesis and aspiration, and bronchospasm
- Demonstrate understanding of indications for utilization of airway equipment and describe sizing and placement for the following: oxygen, stethoscope, bag-valve-mask, oropharyngeal and nasopharyngeal airways, laryngeal mask airway (LMA), endotracheal tube (ETT), bougie, stylet, laryngoscope; glidescope, Yankauer suction
- Review basic techniques of ventilation using simulated experiences
- Review basic techniques of intubation using simulated experiences with LMA, ETT
- Demonstrate confirming tube placement and ventilation using chest rise and EtCO<sub>2</sub>
- Teamwork in emergency response

**BONUS** (\$159 Value) Free 4 CEU Online Course "Treatment of Medical Emergencies in the Dental Office"

#### **COURSE # 170019.03**

July 15, 2016

#### **COURSE # 170019.04**

October 21, 2016

#### **COURSE # 180013.01**

January 27, 2017

#### **COURSE # 180013.02**

April 21, 2017

#### **COURSE # 180013.04**

October 20, 2017

Friday 1 pm - 5 pm  
Gainesville

#### **REGISTRATION**

(Snacks Included)

Regular Fee \$899

Early Bird Fee\* \$849

\*Up to 1 month before course date

#### **FACULTY**

Matthew J. Dennis, DDS Nikolaus Gravenstein, MD

**CEUs: 4 contact hours.  
Participation**

**BONUS CEUs:  
4 contact hours. Online**

**AGD # 142**



## CERTIFICATION CONTINUUM

### **Professional Career Path for Dental Assistants**

*If you have no experience*

#### **p8 – FUNDAMENTALS OF DENTAL ASSISTING**

What can a career in Dental Assisting offer you?

This course provides an introduction to basic dental assisting theory and skills for pre-dental students planning to participate in the UFCD Dental Clinic Volunteer Program; and for individuals seeking an entry-level dental assisting position in a dental office. This is a hybrid course that includes online instruction and one weekend of classroom, lab, and clinic instruction and practice. The course includes certification in OSHA, Bloodborne Pathogens, Infectious Waste Management, and HIPAA. Student participants who complete this course receive a certificate of participation for all basic dental assisting functions and are eligible to enroll in the Expanded Functions Dental Assistant or Radiology certification courses.

*If you have experience*

#### **CERTIFICATION COURSES FOR DENTAL AUXILIARY**

Florida does not license dental assistants and there is no examination requirement. However, prior to the performance of expanded duties as defined by

rule of the Board, the dental assistant must possess formal training. This certification training falls into two categories:

#### **p8 – EXPANDED FUNCTIONS FOR DENTAL AUXILIARY: CERTIFICATION COURSE**

Formal training which is required for certification in order to legally perform certain remediable tasks. Rules 64B5- 16.005 and 16.006, Florida Administrative Code, defines Remediable tasks (expanded functions) delegable to dental hygienists and dental assistants and the level of supervision required.

#### **p9 – RADIOLOGY FOR DENTAL AUXILIARY: CERTIFICATION COURSE**

Radiography certification is obtained through the Department of Health by submitting documentation of successful completion of a Board approved certification course; after completing three months of on-the-job training through assisting in the positioning and exposing of dental radiographic film under the direct supervision of a Florida licensed dentist. Department of Health application and fee is required, in addition.





# Dental Auxiliary Continuum

## COURSE # 170014.02

July 23-24, 2016

## COURSE # 180018.01

February 11-12, 2017

## COURSE # 180018.02

July 8-9, 2017

Saturday-Sunday 8 am - 4 pm  
Gainesville

### COURSE LIMIT

30 Participants

### REGISTRATION

(Networking Lunch Included)

Regular Auxiliary Fee \$549

Early Bird Fee\* \$499

\*Up to 1 month before course date

### FACULTY

Melissa Orobitg, CDA, CRDH,  
BHSc, Director  
Glenda Guarino, CDA, BPM, MHA  
Lorie Primosch, RDH, MEd, MILSC

### CEUs: 14 contact hours.

### Participation



### SEE DATES ONLINE

7:30 am: Sign in

Saturday-Sunday 8 am - 5 pm  
Gainesville

### COURSE LIMIT

30 Participants

### REGISTRATION (Lunch Included)

Regular Auxiliary Fee \$999

Early Bird Fee\* \$899

\*Up to 1 month before course date

Standard cancellation policy does not apply to this course. Refunds, less \$110, will be processed for registrants who cancel less than 14 days before the course starting date. **Refunds cannot be given for cancellations on or after the course starting date.**

Accepts Post 9/11 GI Bill & MYCAA Scholarships.

### FACULTY

Gail Schneider Childs, MPH, RDH,  
Director  
Stephen Howard, DDS  
Richard Kelowitz, DDS  
Melissa Orobitg, RDH  
Rosalia Rey, DDS

### CEUs: 36 contact hours.

### Participation



## CERTIFICATION CONTINUUM



## Fundamentals of Dental Assisting

### COURSE DESCRIPTION

This course provides an introduction to basic dental assisting theory and skills for pre-dental students planning to participate in the UFCD Dental Clinic Volunteer Program; and for individuals seeking an entry-level dental assisting position in a dental office. This is a hybrid course that includes **self-study via required text, workbook, DVD and completion of the pre-requisite online courses below, PLUS** one weekend of classroom, lab, and clinic instruction and practice. The course includes certification in OSHA, Bloodborne Pathogens, Infectious Waste Management, and HIPAA.

Students who complete this course receive a certificate of participation for all introductory dental assisting skills needed to be considered for an "on-the-job trained or OJT" position in a dental office. Completion of this course is a pre-requisite for the Expanded Functions Dental Assistant and/or Radiology certification courses offered by UFCD Continuing Dental Education Department. Individuals who have completed the UFCD Professional Career Path for Dental Assistants program (Fundamentals, EFDA, and Radiology) or who are trained on the job, and who have a minimum of 3,500 hours of approved

work experience may apply to take the Dental Assisting National Board (DANB) Certified Dental Assistant (CDA) credentialing exam. An alternative pathway for DANB CDA exam eligibility is to complete a Commission on Dental Accreditation (CODA) accredited dental assisting program such as the ten-month Dental Assisting Program offered at Santa Fe College, Gainesville, Florida. The successful completion of such a program provides eligibility for the DANB CDA exam immediately upon graduation and without the requisite 3,500 hours of approved dental assisting work experience.

### COURSE OBJECTIVES

At the completion of the course participants will be able to:

- Participate in the UFCD Dental Clinic Volunteer Program
- Seek an entry-level dental assisting position in a dental office
- Meet prerequisite for registering for Expanded Functions Dental Assistant and Radiology certification courses

**NOTE:** Required prerequisites listed on course webpage at [ce.dental.ufl.edu/courses](http://ce.dental.ufl.edu/courses)

## CERTIFICATION CONTINUUM

## Expanded Functions for Dental Auxiliary: Certification Course

*This course is approved for certification and training in Expanded Functions for dental auxiliaries in Florida and Georgia per Florida Statutes, Section 466.024(6) and Board of Dentistry Rule 64B5-16.005.*

### PREREQUISITE

Minimum of three months of experience as a general practice chair-side dental assistant or hygienist OR completion of the Fundamentals of Dental Assisting Course (p. 8). A form will be provided upon registration to certify experience. **Attendance of both Phase 2 & 3 is required for certification (Saturday-Sunday).**

### COURSE DESCRIPTION

This three phase participation course is designed to teach the auxiliary to perform those expanded functions listed below. This course will include those duties which may be performed under the supervision of a dentist and for which formal training is required.

**Phase I:** Online Instruction. Students **must** complete all of the online modular sessions and quizzes prior to attending the first clinical session.

**Phase 2:** Part I Clinical Instruction. Students will participate in a review of the online modules and begin clinical participation.

**Phase 3:** Part II Clinical Instruction. Students will continue with clinical participation, complete the written examination and complete a final clinical examination.

Certificates will be awarded upon demonstration of competency and satisfactory completion of written and clinical post-tests.

### COURSE OBJECTIVES

To provide training for certification in the following expanded functions:

- Laws & Rules
- Infection Control
- Taking impressions for study casts
- Topical application of fluoride (incl. foam & varnish)
- Placing and removing rubber dams
- Placing and removing periodontal dressings
- Polishing clinical crowns for removal of stains
- Polishing amalgam restorations
- Placing and removing matrices
- Placing intra-coronal provisional (temp.) restorations
- Placing bases and liners
- Suture removal
- Application of pit & fissure sealants
- Preliminary charting
- Packing and removing retraction cord
- Fabricating provisional crowns
- Cementing provisional crowns and bridges with temporary cement

**\*\*\*All necessary supplies and instruments will be provided. Please bring your own safety glasses if you need special glasses.**

**NOTE:** Required prerequisites listed on course webpage at [ce.dental.ufl.edu/courses](http://ce.dental.ufl.edu/courses)



# Dental Auxiliary Continuum

## CERTIFICATION CONTINUUM

### Radiology for Dental Auxiliary: Certification Course

This course is approved for Certification for Dental Radiographers per Florida Administrative Code, Chapter 64B5-9.011.

#### PREREQUISITE / LIMIT

At least three months of continuous on-the-job training through assisting in the positioning and exposing of dental radiographic film under the direct supervision of a licensed dentist OR have completed the Fundamentals of Dental Assisting course, and be at least 18 years of age, (Chapter 64B5-9.011). Signed acknowledgement of meeting these prerequisites is required. Participants may be dismissed from course if found lacking appropriate dental experience.

**NOTE:** Required prerequisites listed on course webpage at [ce.dental.ufl.edu/courses](http://ce.dental.ufl.edu/courses)

#### REGISTER EARLY

Limit is 20 participants, and course fills quickly.

#### COURSE DESCRIPTION

One of the few courses taught by full-time dental radiologists, this course is specifically designed to make a complex subject much easier to comprehend. Safety factors for protecting the operator and patient will be stressed.

Once you register, the link to the online lectures will be delivered to your email. These lectures are video-recorded and web-streamed for self-paced, stop-and-go, pause-and-rewind, or fast-forward viewing.

To complete the course, you must register for a one-day Saturday hands-on clinical workshop (included in course fee) at the University of Florida College of Dentistry. You'll be given the registration links for your choice of workshop date in the web-based course.

The mandatory workshop provides individualized hands-on clinical experience with mannequins to enhance your skills in taking x-rays in a relaxed and enjoyable setting.

#### COURSE OBJECTIVES

This course is a review for dental auxiliaries to reacquaint them with the necessary background material and fundamental principles needed for certification in radiology safety as currently required by Florida law.



### Online Radiology Refresher Course for Dental Auxiliary

Adapted from the certification course, these online lectures are video-recorded and web-streamed for self-paced, stop-and-go, pause-and-rewind, or fast-forward viewing. One of the few courses taught by full-time dental radiologists, this course is specifically designed to make a complex subject much easier to comprehend. Safety factors for protecting the operator and patient will be stressed. Online quizzes and evaluation must be completed for credit.

6 CEU · Self-instruction · REGISTRATION \$159

**COURSE # 170016.03**  
July 16, 2016

**COURSE # 170016.04**  
October 22, 2016

**COURSE # 180014.01**  
January 14, 2017

**COURSE # 180014.02**  
April 22, 2017

**COURSE # 180014.03**  
July 15, 2017

**COURSE # 180014.04**  
October 28, 2017

Saturday 8 am - 5 pm  
Gainesville

**COURSE LIMIT**  
20 Participants

**REGISTRATION**  
(Networking Lunch included)  
Regular Auxiliary Fee \$449  
Early Bird Auxiliary Fee \$399  
\*Up to 1 month before course date

**FACULTY**  
Madhu K. Nair, DMD, MS, PhD,  
Diplomate, American Board of  
Oral and Maxillofacial Radiology,  
Professor and Chair, Oral and  
Maxillofacial Diagnostic Sciences  
Glenda Guarino, CDA, BPM, MHA,  
Coordinator of the Radiology Lab,  
Professor Emeritus, Santa Fe College  
Mae Bell Wilson, CDA, AS

**CEUS: 14 contact hours.**  
**Participation**



# Dental Hygiene

## DENTAL HYGIENE

### COURSE # 170017.02

July 16, 2016  
Saturday 8 am - 4 pm  
Gainesville

#### REGISTRATION

(Networking Lunch Included)  
Regular Fee \$459  
Early Bird Fee \$399  
\*Up to 1 month before course date

#### FACULTY

Samuel B. Low, DDS, MS, MEd

**CEUs: 7 contact hours.**  
**Participation**

**NOTE:** Required prerequisites listed on course webpage at [ce.dental.ufl.edu/courses](http://ce.dental.ufl.edu/courses)



## GAINESVILLE

### COURSE # 170012.03

July 29-31, 2016

### COURSE # 180022.01

February 24-26, 2017

### COURSE # 180022.02

June 2-4, 2017

## SEMINOLE

### COURSE # 180022.03

September 29-October 1, 2017

Friday 1 pm - 6 pm

Saturday-Sunday 8 am - 5 pm

#### COURSE LIMIT

30 Participants

#### REGISTRATION

(Breakfast and Networking Lunch on Saturday-Sunday Included)  
Regular Fee \$1,449  
Early Bird Fee \$1,299  
\*Up to 1 month before course date

#### FACULTY

Samuel B. Low, DDS, MS, MEd,  
Course Director

**CEUs: 60 contact hours.**

**Participation**

**NOTE:** Required prerequisites listed on course webpage at [ce.dental.ufl.edu/courses](http://ce.dental.ufl.edu/courses)



## New The Ultimate "Refresh" Local Anesthesia Course for Today's Dental Hygienist

### COURSE DESCRIPTION

Certified but desire more "hands on" experience?  
Ready to provide enhanced patient comfort?

If you are searching for additional local anesthesia training, we have designed a one-day hands on course for the dental clinician to gain enhanced confidence in rendering quality local anesthesia for the positive patient experience. We provide an update from technique to new products including the latest information on local anesthetics via illustrated lectures, video, demonstration, discussion, with the majority of time devoted to clinical participation.

### COURSE OBJECTIVES

Our course provides the following objectives:

- Review in capsule form the everyday anesthetic actions for effective and safe administration of local anesthesia
- Describe various anatomic limitations/ complications solutions for success
- Provide hands on delivery with patient clinically acceptable techniques for all routinely used dental injections
- Manage patients during periodontal debridement and other clinical conditions where root and soft tissue sensitivity is present
- Experience new delivery systems in providing local anesthetics

Continuing Dental Education at UFCD expresses appreciation to **Florida Probe, Milestone Scientific and PerioSciences** for unrestricted educational grants, which helped make this course possible.

## DENTAL HYGIENE

### Local Anesthesia for Today's Dental Hygienist: Certification Course

#### COURSE DESCRIPTION

Today's dental hygienist must be knowledgeable in all aspects of the hygiene profession including providing local anesthesia administration to provide comfort to the dental patient. Presented by the \*ADA CERP recognized University of Florida Office of Continuing Dental Education and utilizing University of Florida faculty, this course provides the participant with the mechanics to create a positive patient environment with competent pain and anxiety management.

All aspects of local anesthesia are explored from pharmacology to anatomy and managing all dental patients requiring local anesthesia. Special emphasis is placed on administering anesthesia to a periodontal patient. Practice management aspects are provided with "pearls" to utilize quality local anesthesia administration by the dental hygienist as a practice builder involving today's demanding patient.

As with any hands-on training course, the participant should realize that competency, and ultimately proficiency, in the administration of local anesthesia requires repeated administration and periodic self-reeducation.

#### COURSE GOALS

The goals of this class are to assist the dental hygienist to become:

- Knowledgeable in the use and administration of local anesthetics in all aspects of dentistry including periodontal patients
- Knowledgeable in the pharmacology, neurophysiology, neurochemistry and anatomy related to the administration of local anesthetics in a practical common sense approach
- Knowledgeable and competent in the physical and psychological evaluation of the patient prior to receiving local anesthetic or dental treatment
- Knowledgeable in the side effects, complications and the management of those problems associated with local anesthetics to maintain safety as a priority

#### COURSE OBJECTIVES

At the conclusion of the course, the participant will be trained in:

- Scope of pain and anxiety control
- Neurophysiology
- Pharmacology of local anesthetics and vasoconstrictors
- Armamentarium
- Physical and psychological evaluation
- Anatomic considerations, clinical application and supplemental injection techniques
- Local and systemic complications

Continuing Dental Education at UFCD expresses appreciation to **Florida Probe, Milestone Scientific and PerioSciences** for unrestricted educational grants, which helped make this course possible.



# Dental Hygiene

## DENTAL HYGIENE

### **Implant Maintenance & Appropriate Chemotherapeutics for the Advanced Periodontal Patient**

#### **PERIODONTAL MAINTENANCE OF DENTAL IMPLANTS**

The increase in dental implant therapy has been exponential in the last twenty years however our knowledge on how to maintain the health of the fixtures has not kept pace. This program will define the components of an implant system, review an assortment of implant systems and explore some of the most accepted methods of patient and professional maintenance. Recommendations of oral hygiene measures will be given. Additionally this course will review the parameters of health between natural teeth and implant fixtures and discuss state of the art monitoring techniques to help ensure maintenance of health of the dental implant.

#### **COURSE OBJECTIVES**

After attending this program the attendee should be able to:

- recognize the components of dental implant systems
- recognize the procedures of normal hygiene visits
- delineate the differences between the soft tissue attachment to teeth and implant surfaces
- appreciate some of the modern monitoring methods
- recognize the procedures recommended for an implant hygiene visits

#### **CHEMOTHERAPEUTICS FOR THE ADVANCED PERIODONTAL PATIENT**

Not all patients that need or require surgical periodontal care are candidates for this form of therapy. A variety of factors preclude them from receiving or pursuing surgery to correct their problems. This population of patients may benefit from a variety of chemotherapeutic pharmacologic agents currently available to affect host modulation and address their disease. This program will explore the rationale and appropriate usage of pharmacologic agents used as adjuncts to traditional modes of periodontal therapy as well as DNA culturing to assist your selection of medications.

#### **COURSE OBJECTIVES**

After attending this program the attendee should be able to:

- recognize the etiology of periodontal disease
- recognize the patients that can most benefit from adjunctive pharmacotherapeutic medications
- understand the methods to determine which medications may be most advantageous for their patients

#### **RECOMMENDED FOR**

Dentists, dental hygienists, dental assistants, office staff

#### **COURSE # 160728**

August 13, 2016

#### **COURSE # 170194**

January 21, 2017

Saturday 8 am - 3 pm  
Gainesville

#### **REGISTRATION**

(Networking Lunch Included)

Regular Fee

Dentists \$449

Auxiliaries \$349

Early Bird Fee\*

Dentists \$399

Auxiliaries \$299

\*Up to 1 month before course date

#### **FACULTY**

Gregory E. Oxford, DDS, MS,  
PhD

**CEUs: 6 contact hours.**

**Lecture**

**AGD # 495**



## DENTAL HYGIENE

### **12th Annual Dental Hygiene Symposium**

#### **COURSE DESCRIPTION**

This popular program will give you new and practical information on a broad range of topics of specific interest to dental hygienists. Brought to you by an outstanding panel of dental educators in a lively multi-topic, multi-speaker format, you will receive unbiased, evidence-based information in an engaging and concise one-day program.

#### **FOR MORE INFORMATION**

- Vendor Fair and door prizes

See website for full details:

[www.ce.dental.ufl.edu/courses](http://www.ce.dental.ufl.edu/courses)



#### **MARK YOUR CALENDAR:**

13th Annual Dental Hygiene Symposium

#### **COURSE OBJECTIVES**

To update participants on:

- **The Role of the Dental Hygienist in Successful Implant Dentistry** *Rodrigo Neiva, DDS*
- **CBCT Applications** *Deeba Kashtwari, BDS, MS*
- **Oral Pathology Update** *Mohammed Islam, BDS, DDS*
- **Managing Dentin Hypersensitivity: A Continuous Care Strategy** *Renee Graham, RDH*

Continuing Dental Education at UFCD wishes to express its appreciation to **3M/ESPE, Brasseler USA, CareStream, Coltene Whaledent, Johnson & Johnson, My Social Practice, Philips North America and Young Dental** for unrestricted educational grants, which helped to make this course possible.

#### **COURSE # 160221**

August 27, 2016

Saturday 8:30 am - 4:30 pm

Gainesville

#### **REGISTRATION**

(Networking breakfast/  
Lunch Included)

Regular Fee

RDH \$249

Early Bird Fee \$199

\*Up to 1 month before course date

**CEUs: 6 contact hours.**

**Lecture**



# Dental Hygiene / Endodontics

## COURSE # 170245

March 10, 2017  
Saturday 8:30 am - 4:30 pm  
Ft. Lauderdale

### REGISTRATION

(Networking Lunch Included)

Regular Fee

Dentists \$549

Auxiliaries \$449

Early Bird Fee\*

Dentists \$499

Auxiliaries \$399

\*Up to 1 month before course date

### FACULTY

Samuel B. Low, DDS, MS, MEEd

**CEUs: 7 contact hours.**

**Participation**

**AGD # 495**



## DENTAL HYGIENE

### New **The Art & Science of Advanced Micro-Thin Ultrasonic Instrumentation in Periodontal Therapy**

#### COURSE DESCRIPTION

Micro-thin ultrasonic instrumentation decreases fatigue and enhances efficiency with new topical anesthetics and techniques to manage difficult access, including the pesky furcation! Incorporating power driven instrumentation into the periodontal component of the practice provides a time effective adjunct to definitive root planing and the deplaquing process of the periodic supportive maintenance.

Enhance your armamentarium in treating today's initial and recare periodontal patient where surgical therapy may not be feasible. By incorporating a combination of both manual and ultrasonic instrumentation in tandem with antimicrobials, the participant is taken to new heights in providing a synergistic level of care.

#### COURSE OBJECTIVES

- Be familiar with the current literature justifying the use of power driven instrumentation

- State the indications and contraindications for their use, including safety precautions
- Select the necessary instrumentation commercially available to achieve effective results
- Implement techniques unique to this modality, especially in the area of enhancing patient comfort
- Incorporate power driven instrumentation into the periodontal component of the practice
- Utilize electronic data collection to find and market periodontal care
- Operate ultrasonics with micro-thin inserts in a sulcular arena with an array of medicaments
- Provide ergonomic techniques to decrease physical fatigue and enhance time efficiency

*Continuing Dental Education at UFCD wishes to express its appreciation to **Florida Probe, HuFriedy, Patterson Dental** and **PerioScience** for unrestricted educational grants, which helped to make this course possible.*

## COURSE # 170254

March 4, 2017  
Saturday 8 am - 4 pm  
Seminole

### COURSE LIMIT

30 Participants

### REGISTRATION

(Networking Lunch Included)

Regular Fee \$329

Early Bird Fee\* \$279

\*Up to 1 month before course date

### FACULTY

Manor Haas, DDS

**CEUs: 7 contact hours.**

**Participation**

**AGD # 074**



## ENDODONTICS

### New **Endodontics for General Dentists: Advanced, Practical and Comprehensive Lecture and Workshop**

#### COURSE DESCRIPTION

This course is tailored for novice and experienced general dentists and will review:

- Endo diagnosis (including 3D imaging), anesthesia (including hot teeth), access preparation and locating and instrumenting canals (including calcified and MB2) more efficiently and how to reduce file fractures, intra-canal medication, single vs. multiple appointment endo, warm predictable obturation and use of analgesics and antibiotics in endodontics
- The recent and significant advances in endodontic protocols and armamentaria
- The pros and cons, including clinical and financial ROI, of many new endodontic techniques and instruments

The program will be very engaging, honest and include high quality 2D and 3D visuals and many High Definition clinical videos.

#### COURSE OBJECTIVES

After this lecture course, the participants will be able to:

- Know how to diagnose, endo access, locate canals and instrument more efficiently and safely using the latest generation of armamentaria
- Understand the many fundamental and advanced aspects of endodontic treatment that every dentist should know

*Continuing Dental Education at UFCD expresses appreciation to **DENTSPLY Tulsa Dental Specialties** for exhibitor support, which helped make this course possible.*





# Football Championship CE Series

Coming to Gainesville to cheer on the Gators this fall?

Have we got the perfect CE Series for you!

Not into football, but searching for the best CDE under the Florida sun?

Have we got the perfect CE Series for you!


Each of these world-class courses is scheduled on a home-game Friday (except Dental Fall Weekend on Saturday, 10/15/16).

So, whether you're supporting the Gators or just pursuing lifelong learning, you'll find what you're looking for here.

## HERE'S THE LINE-UP

DATE	INSTRUCTOR	TOPIC	PAGE
9.2.2016	Indraneel Bhattacharyya, DDS, MSD	Oral Pathology	22
9.9.2016	Irwin Becker, DDS	Practice Management	27
9.16.2016	Madhu K. Nair, DMD, MS, PhD	Radiology	29
10.7.2016	Luiz Gonzaga, DDS, MS	Implant Dentistry	17
10.15.2016	Alex Delgado, DDS, MS	Esthetics	6
11.11.2016	Rodrigo Neiva, DDS	Implant Dentistry	18
11.18.2016	Matthew Dennis, DDS	Oral Surgery	24

## Really excited? Become a Season Pass Holder

1. LOOK for the FCS icon 
2. Register for all seven sessions at the same time and receive \$25 off of each course
3. Enter FCS in the comments box of the online registration form to receive Season Pass discount

*There may even be tax advantages, but we're not in the business of giving tax advice. See your knowledgeable tax advisor for help there.*

# General Dentistry

## COURSE # 170195.01

July 22, 2016

## COURSE # 170195.02

February 3, 2017

## COURSE # 170195.03

October 27, 2017

Friday 12 pm - 6 pm

Gainesville

### REGISTRATION

Regular Fee

Dentists \$899

Auxiliaries \$299

Early Bird Fee\*

Dentists \$849

Auxiliaries \$249

\*Up to 1 month before course date

### FACULTY

Matthew J. Dennis, DDS

Nikolaus Gravenstein, MD

**CEUs: 9.5 contact hours.**

**5.5 Participation / 4 Online**

**AGD # 142**



## COURSE # 170018

August 27, 2016

Saturday 8:30 am - 4:30 pm

Gainesville

### REGISTRATION

(Networking Breakfast/  
Lunch Included)

Regular Fee

Dentist \$299

Early Bird Fee \$249

\*Up to 1 month before course date

**CEUs: 6 contact hours.**

**Lecture**

**AGD # 250**



## GENERAL DENTISTRY



# Medical Emergencies in the Dental Office: High Fidelity Interactive Simulation Exercises and Debriefing Discussions for the Dental Team

### COURSE DESCRIPTION

As medical science advances, it is expected that dentists will encounter an increase in the number of medically complex patients seeking routine dental care. Dentists are frequently challenged by the medically compromised patients who present for treatment. Not only is it difficult to keep up with the medical knowledge necessary to understand the status of your patients, it is sometimes difficult to decide which medical issues are important to your dental care, and which issues should alert you to the possibility of a medical emergency occurring.

Moreover, the active treatment of a medical emergency in the office setting can be intimidating and confusing not only to dentists, but to any health care practitioner. Preparation, via reading and lectures is helpful but is no substitute for real experience in a lifelike situation.

For this reason, we have developed an emergency preparedness course with high fidelity simulations so that dentists and their staffs can practice simulated emergency care in a real clinical environment. Utilizing the University of Florida Medical Education Simulation Center, dentists and their staff members will participate in a number of emergency scenarios, followed by discussion of the various principles involved in identifying and responding to medical emergencies that may be encountered in dental offices. We will also discuss emergency preparedness, and suggest practical ways you and your office staff can remain in a constant state of readiness. Since team function is an important

aspect of emergency care, this presentation is designed to be taken by the entire dental team.

### COURSE OBJECTIVES

In this presentation you will:

- Participate along with your staff and other attendees in hands-on simulations of a variety of medical emergencies for which a dental office should be prepared including syncope, angina attack, MI, cardiac arrhythmia, stroke, hypertensive episode, airway obstruction, seizure, local anesthetic overdose, epinephrine reaction, hypoglycemia, asthma attack, hyperventilation, and allergic reaction/anaphylaxis
- Render emergency care in real time in a stress-free simulated surgical environment; respond to variations in patient response
- Assign roles and direct your team in rescuing your patient
- Define medical risk assessment and learn its relevance to the dental patient
- Understand the stress reaction and how it affects dental patients
- Learn how to identify red flags in the health history and determine whether it is safe to perform the planned procedure
- Learn how to create your own emergency protocols for managing medical emergencies and review the drugs and equipment you should have in the dental office

## GENERAL DENTISTRY

# 12th Annual General Dentist Symposium / CDP Reunion

### COURSE DESCRIPTION

This popular program will give you new and practical information on a broad range of topics of specific interest to general dentists. Brought to you by an outstanding panel of dental educators in a lively multi-topic, multi-speaker format, you will receive unbiased, evidence-based information in an engaging and concise one-day program.

### FOR MORE INFORMATION

- Vendor Fair and door prizes

See website for full details:

[www.ce.dental.ufl.edu/courses](http://www.ce.dental.ufl.edu/courses)



**MARK YOUR CALENDAR:**  
14th Annual General Dentist Symposium

### COURSE OBJECTIVES

To update participants on:

- **Recent Advances in Implant Dentistry**  
Rodrigo Neiva, DDS
- **CBCT- Applications, Limitations, Guidelines**  
Madhu K. Nair, DMD, MS, PhD
- **Oral Pathology Update**  
Mohammed Islam, BDS, DDS
- **Resin-based Composites — Current Materials and Biomimetic Application**  
Saulo Geradeli, DDS

*Continuing Dental Education at UFCD wishes to express its appreciation to **3M/ESPE Dental Products, Brassler USA, CareStream, Coltene Whaledent, Johnson & Johnson, My Social Practice, Philips North America and Young Dental** for unrestricted educational grants which helped to make this course possible.*



# General Dentistry

## GENERAL DENTISTRY



### Dentistry Update 2016: The Best of Everything

The Bottom Line On Outstanding Products and Concepts That Are Routinely Used In Practice

#### COURSE DESCRIPTION

A fast-paced course designed for the general practitioner encompassing all areas of dentistry. Come learn real world tips from Dr. Michael R. Dorociak, a practicing clinician who focuses on the best materials, devices, and techniques in dentistry. As a Project Director and Chairman of the Board for Gordon J. Christensen Clinicians Report, Dr. Dorociak will present the latest research and cutting edge information in a practical, entertaining, and highly useful format. With the leadership of Dr. Gordon Christensen, Clinicians Report is the original and only independent dental product testing organization.

- Decide which cements work best, examine controversies in dentistry, and review screening for oral cancer
- Understand new curing lights are improved, decide between laser and electrosurgery, and explore what crown type is best
- Look at intraoral cameras, the zirconia revolution, and how to remove a lithium disilicate or zirconia crown
- Are bioactive materials better?

Take home practice management, restorative, and oral surgery pearls. All of this and many more highly relevant topics in all areas of dentistry!

This course is designed for those who operate in the trenches on a routine basis. You will come away with an appreciation of what works and what is best for your practice. Come and enjoy the hottest topics in dentistry. The objective is simple: Learn today and use tomorrow!

#### COURSE OBJECTIVES

- Discover a new passion for dentistry
- Evaluate new products and techniques
- Decide what technology is best suited for your practice
- Perform procedures faster, easier, and with higher quality
- Go home reinvigorated about new concepts
- Motivate patients toward acceptance of new treatment options
- Discover ways to make your practice more profitable and enjoyable

## GENERAL DENTISTRY



### Boomer Dentistry AND Managing Implant Mucositis Versus Peri-Implantitis

#### Boomer Dentistry: Managing Dental Conditions of the “Boomer Generation”

##### COURSE DESCRIPTION

The over “sixty” population will increase significantly during the next decade and with that comes an increased frequency of oral conditions associated with the “Baby Boomer Generation.” Two primary areas of concern surrounding chronic inflammation are periodontitis, with over 40% having tooth loss disease, and Xerostomia, with the compromised lifestyle resulting from associated symptoms and root caries.

#### Managing Implant Mucositis Versus Peri-Implantitis

Perplexed by the elusive inflamed dental implant? Confused by the various treatment strategies?

##### COURSE DESCRIPTION

Inflammation around dental endosseous implants ranges from mucositis to bone loss implantitis. Recent studies reveal that implant success depends on quality prevention and maintenance while failure rates continue to be at an all time high. The dental team including the dental hygienist requires the adequate systems and tools to enhance the longevity of implant health.

##### COURSE OBJECTIVES

- Standardizing the collection of periodontal data in an efficient manner and reviewing successful parameters to determine tooth survival in short and long term prognosis
- Developing “realistic” non-surgical therapies and the respective re-evaluation with emphasis on “new” anti-inflammatory systems including micro-ultrasonic and laser technology, and nutraceuticals such as probiotics and anti-oxidants

##### COURSE OBJECTIVES

Build your confidence in implant management by:

- Enhancing your diagnostic skills for implantitis versus mucositis
- Considering local versus systemic antibiotics in detoxification/decontamination
- Creating innovative at home oral hygiene systems that enhance compliance
- Incorporating safe techniques for at-the-chair ultrasonic debridement

And More! See website for complete details — [www.ce.dental.ufl.edu/courses](http://www.ce.dental.ufl.edu/courses)

#### COURSE # 170009

September 24, 2016

#### COURSE # 180012

September 16, 2017

Saturday 8 am - 4 pm  
Seminole

#### REGISTRATION

(Networking Lunch Included)

Regular Fee

Dentists \$349

Auxiliaries \$249

Early Bird Fee\*

Dentists \$299

Auxiliaries \$199

\*Up to 1 month before course date

#### FACULTY

Michael R. Dorociak, DDS, MAGD, Chairman of the Board and Project Director  
Gordon J. Christensen Clinicians Report

CEUs: 7 contact hours.

Lecture

AGD # 250



#### ORLANDO

#### COURSE # 170010

November 19, 2016

Saturday 8:30 am - 4:30 pm

#### FT. LAUDERDALE

#### COURSE # 180025

November 17, 2017

Friday 8:30 am - 4:30 pm

#### REGISTRATION

(Networking Lunch Included)

Regular Fee

Dentists \$399

Auxiliaries \$299

Early Bird Fee\*

Dentists \$349

Auxiliaries \$249

\*Up to 1 month before course date

#### FACULTY

Samuel B. Low, DDS, MS, MEEd

CEUs: 7 contact hours.

Lecture

AGD # 495

Continuing Dental Education at UFCD wishes to express its appreciation to **Florida Probe, Patterson Dental and PerioScience** for unrestricted educational grants, which helped to make this course possible.



# General Dentistry / Geriatrics

## COURSE # 170234

April 21, 2017  
Friday 8 am - 4 pm  
Ft. Lauderdale

### REGISTRATION

(Networking Lunch Included)

Regular Fee	
Dentists	\$329
Auxiliaries	\$229
Early Bird Fee*	
Dentists	\$279
Auxiliaries	\$179

\*Up to 1 month before course date

### FACULTY

Daniel G. Pompa, DDS

**CEUs: 7 contact hours.**

**Lecture**

**AGD # 142**



## COURSE # 160229

September 23, 2016  
Saturday 8 am - 4:30 pm  
Gainesville

### REGISTRATION

(Networking Lunch Included)

Regular Fee	
Dentists	\$399
Auxiliaries	\$249
Early Bird Fee*	
Dentists	\$349
Auxiliaries	\$199

\*Up to 1 month before course date

### FACULTY

Stephen K. Shuman, DDS, MS,  
University of Minnesota School of  
Dentistry

**CEUs: 7 contact hours.**

**Lecture**

**AGD # 752**



## GENERAL DENTISTRY



### Update on Medical Emergencies 2017: How to Save a Life, Including Your Own

#### COURSE DESCRIPTION

This seminar is given in a multimedia format with a hands-on segment showing drug administration, using real drugs, in real syringes, on simulated models. We will also have interactive audience participation (on a volunteer basis) to facilitate the learning experience. This presentation will review the prevention, preparations, recognition, and the management of medical emergencies — which can and do occur — anywhere and at anytime.

Attendees will receive a comprehensive hand-out. Individual pages within this hand-out can be used and copied for learning purposes by the doctor for his or her staff. Many doctors have benefited by bringing their dental team. Dr. Pompa incorporates an approach using a color coded system with each color depicting different emergencies. Every participant will receive these color coded guides, with algorithms depicting each condition and its suggested management.

The learner will also be shown how to create and maintain a drug emergency kit, the contents of which will be reviewed in detail.

#### COURSE OBJECTIVES

After attending this presentation, the participant will leave with considerable medical knowledge along with a simple approach that can provide life saving skills. Participants will bridge the gap between the didactic knowledge presented and the ability to manage an actual crisis. We will accomplish this by describing real emergency scenarios, and then review the recognition and management protocols for each emergency. This will be done in an open group format as case presentation discussions.

Emergencies to be covered in the following order:

- Syncope
- Orthostatic Hypotension Hypothyroidism  
Hyperthyroidism
- Adrenal Insufficiency
- Seizures and Epilepsy Hypoglycemia and Insulin  
Shock Hyperglycemia
- Hyperventilation
- Asthmatic Attack
- Mild Allergic Reactions Anaphylaxis
- Stroke (CVA)
- Angina
- Myocardial Infarction
- Cardiac Arrest

## GERIATRICS



### Current Concepts in Clinical Geriatrics for the Dental Team

#### COURSE DESCRIPTION

The rapid growth of our older population now presents dental professionals with new challenges in clinical care. Older adults commonly appear with complex chronic medical conditions, medication regimens, functional limitations, and a variety of unique oral health needs that require new and creative approaches in the dental office. The purpose of this course is to increase participants' skills in recognizing these special concerns and provide practical strategies to manage them.

#### COURSE OBJECTIVES

At the conclusion of this course, participants will be able to:

- Recognize common medical issues and risk factors in the care of older adults and describe current approaches to manage them
- Reduce the risk of adverse drug events in older patients related to dental and non-dental drugs

- Identify special patient management concerns related to accessibility, comfort and communication for older patients and describe ways to manage them in the dental office
- Recognize the signs and symptoms of various types of dementia
- Identify and discuss potential oral health consequences of dementia
- Describe practical treatment planning and patient management strategies for dementia patients
- Identify trends and risk factors for caries in older adults
- Describe ways to improve diagnosis and restoration of root caries
- Describe and discuss effective strategies to control and prevent caries in older adults
- Develop appropriate preventive plans based on patient and caregiver capacity

Continuing Dental Education at UFCD wishes to express its appreciation to **RealTime CPAs** and **Lending Club Patient Solutions** for unrestricted educational grants which helped to make this course possible.

# Implant Dentistry

## IMPLANT DENTISTRY

### Comprehensive Interdisciplinary Training for Dental Implants: Multiple Live Patient Experiences

#### COURSE DESCRIPTION

Learn to predictably treat your patients using dental implants. Bring cases for review and you will benefit from one-on-one treatment planning. Instructors will guide you in your acquisition of the knowledge and confidence to treat cases from start to finish. You will learn to use CT guided surgical techniques, participate in hands-on model workshops and observe and place implants in live surgeries.

#### COURSE OBJECTIVES

Upon completion you will understand why, when, and how patients can benefit from dental implant treatment. Participants will be expected to demonstrate competency on all hands-on exercises and quizzes. Each participant will bring cases for treatment planning and review. Live surgeries will be observed and assisted at each session. Participation and assistance in live surgeries are required; dates will be announced at the first session. Attendees should also bring a laptop for CT guided software training.

#### CO-SPONSOR

This continuing education activity has been planned and implemented in accordance with the standards of the ADA Continuing Education Recognition Program

(ADA CERP) through joint efforts between the University of Florida and Implant Educators.

#### SESSIONS

- Introduction to implants, socket grafting and diagnosis with hands-on implant placement workshop. Step-by-step placement, uncovering and loading protocols. Keys to predictable success
- Use of CT Scans in implant therapy / treatment planning to minimize risks with hands-on CT software training
- Current concepts in fixed and removable implant prosthetics with hands-on prosthetic workshops. Treatment planning and treatment scheduling
- Soft tissue management / soft tissue flaps / suturing techniques. Soft tissue grafting to enhance esthetics with hands-on pig jaw workshop
- Ridge augmentation / osteotome spreading and splitting techniques. Sinus grafting techniques with hands-on surgical graft workshop

And More! See website for complete details — [www.ce.dental.ufl.edu/courses](http://www.ce.dental.ufl.edu/courses)

Continuing Dental Education at the University of Florida expresses appreciation to **BioHorizons**, **ICOI** and **Knight Dental** for an unrestricted educational grant that helped make this course possible.

#### COURSE # 170229

September 2016 - June 2017  
Saturday-Sunday 8:30 am – 5 pm  
Seminole

#### COURSE LIMIT

40 Participants

#### REGISTRATION

(Networking Breakfast/Lunch included)

Regular Fee \$13,000

Early Bird Fee

Save \$1,000 before July 1 or

\$500 before August 1

• Secure your space with \$2,000 non-refundable deposit.

#### DIRECTORS

Rick Ferguson, DMD  
Arthur Acker, DMD, MAGD  
Katherine Ferguson, DMD, FAGD  
Dwight Pate, DMD  
(Full list of faculty online)

**CEUs: 120 contact hours.**  
**Participation**

**Live Patient**  
**Procedure Course**

**AGD # 690**



## IMPLANT DENTISTRY

### New **Biologic Complications in Implant Dentistry**

#### COURSE DESCRIPTION

Dental implants are increasingly being used as the primary choice to restore function and esthetics in our patients. With this, clinicians are seeing an increase in biologic, mechanical and technical complications associated with these rehabilitations. This presentation will focus on the biologic situations, by presenting a structured, evidence-based approach into the diagnosis, management and prevention of these complications.

Several questions will be answered during this lecture:

How do we perform an examination of a dental implant and restoration? What is the difference between mucositis and peri-implantitis? Are there any risk factors for getting peri-implantitis? When is an implant considered failing?

- What are the treatment options for a failing implant?
- When do we “hang it up” and start over?

#### COURSE OBJECTIVES

- Be able to diagnose and describe the etiology of peri-implantitis
- Understand the risk factors, prevention and treatment of peri-implantitis
- Understand the options for treatment of peri-implantitis
- Become familiar with the procedures for implant removal

#### COURSE # 170258

October 7, 2016  
Friday 9 am – 4 pm  
Gainesville

#### REGISTRATION

(Networking Lunch Included)

Regular Fee

Dentists \$249

Auxiliaries \$149

Early Bird Fee\*

Dentists \$199

Auxiliaries \$99

\*Up to 1 month before course date

#### FACULTY

Luiz H. Gonzaga, DDS, MS

**CEUs: 6 contact hours. Lecture**

**AGD # 690**





# Implant Dentistry

## COURSE # 170246

November 11, 2016  
Saturday 8 am - 5 pm  
Gainesville

## COURSE LIMIT

15 Participants

## REGISTRATION

(Breakfast/Networking Lunch)

Regular Fee

Dentists \$749

Early Bird Fee\*

Dentists \$599

\*Up to 1 month before course

## FACULTY

Rodrigo Neiva, DDS, MS

**CEUs: 8 contact hours.**

**Participation**

**AGD # 311**



## COURSE # 170235

January 27-28, 2017  
Friday 8 am - 5 pm  
Saturday 8 am - 12 pm  
Gainesville

## COURSE LIMIT

18 Participants

## REGISTRATION

(Breakfast & Networking Lunch

included Friday; Breakfast Saturday)

Regular Fee

Dentists \$1,199

Auxiliary \$299

Early Bird Fee\*

Dentists \$899

Auxiliary \$249

\*Up to 1 month before course date

## FACULTY

Luiz Gonzaga, DDS, MS

Will Martin, DMD, MS

**CEUs: 12 contact hours.**

**Participation**

**AGD # 690**



## IMPLANT DENTISTRY



## Osseodensification: A Paradigm Shift in Implant Dentistry

### COURSE DESCRIPTION

Osseodensification is unlike any other bone instrumentation system in the market today. Unlike traditional bone drilling technologies, Osseodensification does not excavate bone tissue. Rather, it preserves bone bulk so bone tissue is simultaneously compacted and auto-grafted in an outwardly expanding direction to form an osteotomy with compacted dense layer of bone tissue along its walls. Scientific literature has suggested that dense compacted bone tissue produces stronger purchase for dental implants, higher initial implant stability, higher insertion torque values, and may facilitate faster healing. Furthermore, Osseodensification can also be used for alveolar ridge expansion and crestal sinus floor elevation.

This CE course combines didactic lecture and hands-on workshop to cover a broad range of applications of Osseodensification in Implant Dentistry.

### COURSE OBJECTIVES

At the end of this course clinicians should be able to:

- Learn the rationale and science behind Osseodensification
- Identify indications and contraindications for treatment
- Practice Osseodensification, ridge expansion, and crestal sinus floor elevation

Continuing Dental Education at UFCD wishes to express its appreciation to the following corporate sponsors who helped to make this course possible: **Versah.**

## IMPLANT DENTISTRY



## Implant-Based Planning and Treatment Options for Full-Arch Fixed Restorations

### COURSE DESCRIPTION

The treatment of complete and single arch edentulism remains a significant priority for dental clinicians. With an aging population and advances in medicine, more patients with complex medical and dental needs, inclusive of edentulism, will seek care. This program will address the physical complexities of edentulism and requirements of a comprehensive pre-treatment analysis that will focus on providing the surgical and restorative options for our patients. During the planning phase, indications and requirements for fixed treatment options will be reviewed based upon; the restorative plan, space requirements, implant selection & positioning, grafting options and restorative materials.

- Several trending topics will be covered:
- Digital Pathway for treatment – Planning, Placement, & Restoration
- Parallel vs. Tilted implant placement
- Conventional vs. Immediate loading
- Framework Design and materials
- Zirconia vs. Metal alloys vs. Composite resin

### COURSE OBJECTIVES

- To recognize factors of significance in the assessment of treatment outcomes, with particular reference to the completely edentulous patient
- Introduce the S.A.C. patient classification systems and relate it to planning and treatment procedures for edentulous patients receiving dental implants
- Become familiar with the varying philosophies in positioning & restoring implants to maximize available bone (native and grafted) based upon a restorative plan
- Understand the available planning and treatment options utilizing digital planning and implant placement technologies
- Become familiar with implant placement protocol in edentulous arches
- Recognize the available restorative materials & components that maximize durability, stability and esthetics

Continuing Education at UFCD wishes to express its appreciation to **Straumann** for an unrestricted grant, which helped, in part, to make this course possible.

The hands-on component will offer the participants an experience with CBCT guided implant placement in a simulated edentulous arch followed by abutment selection and denture conversion utilizing an immediate loading protocol.

# Implant Dentistry / Laser Dentistry

## IMPLANT DENTISTRY

### **New** Hard-Tissue Grafting Options for the Single or Adjacent Missing Tooth Site

#### COURSE DESCRIPTION

The treatment of missing teeth with implant-supported restorations has had a lasting impact in dentistry. Today, the modern implant surface has made achieving osseointegration more predictable, thus shifting our focus towards materials and techniques that maintain or create hard and soft tissue. The ultimate goal is to allow for ideal implant positioning and restoration in an effort to maximize esthetic results.

The majority of clinical scenarios call for varying approaches in techniques and materials to maximize the bone regeneration. It is therefore important to be able to identify these situations and understand the procedures and materials that will have the best chance at maximizing the clinical result. This course will utilize presentations, clinical case examples and videos to highlight the following topics:

- Diagnosis and classification of soft-tissue and hard-tissue defects
- Bone biology and anatomy
- Healing process and bone remodeling
- Bone graft material and biologics
- Indications, techniques and complications

The hands-on component (pig jaw) will offer the participants the opportunity to practice incision design, flap management, guided-bone regeneration,

contour graft (patch), autogenous graft, ridge preservation and suturing techniques.

This 1.5-day course offers a great opportunity for gaining exposure to varying hard tissue grafting options and is ideal for clinicians that already place dental implants or clinicians that want to understand more about the topic for better patient and team communication. Sign-up today and join us for valuable information packed with practical pearls that you and your patients can benefit from.

#### COURSE OBJECTIVES

- To recognize factors of significance in the soft/hard tissue assessment
- Present different bone defects and how predictable the regeneration can be for each one
- Become familiar with the varying philosophies for bone graft regeneration and when they can be better indicated
- Understand the timing for bone grafts
- Become familiar with lateral ridge graft and ridge preservation

*Continuing Education at UFCD wishes to express its appreciation to **Straumann** for an unrestricted grant, which helped, in part, to make this course possible.*

#### COURSE # 170260

April 21-22, 2017  
Friday 8am - 4:30pm  
Saturday 8am - 1pm  
Gainesville

#### COURSE LIMIT

18 Participants

#### REGISTRATION

(NETWORKING BREAKFAST/LUNCH INCLUDED)

Regular Fee	
Dentists	\$1,800
Auxiliary	\$349
Early Bird Fee*	
Dentists	\$1,500
Auxiliary	\$299

\*Up to 1 month before course date

#### FACULTY

Luiz Gonzaga, DMD, MS  
Benjamin Schlott DMD, MD  
John Hardeman DDS, MD

**CEUs: 12.5 contact hours.**

**Participation**

**AGD # 690**



## LASER

### **New** Gain Perio/Restorative Access: Flaps and Lasers, A Workshop

Challenged by subgingival margin placement? Restorative dentistry can be easier!

#### COURSE DESCRIPTION

Subgingival margin placement can be a challenge for the restorative dentist, including patient satisfaction with esthetic appearance. In this hands-on workshop, you will experience manipulation of gingival and boney margins to obtain satisfying restorative results with defining end points and providing essential biologic width. Learn when to use a laser vs. a traditional flap in enhancing a positive result in a timely manner.

#### COURSE OBJECTIVES

- Collect data to determine case selection and choose appropriate surgical techniques
- Define anatomical limitations of surgical restorative access

- Determine case selection and choose surgical flap/laser techniques to achieve restorative access including flap manipulation, closed laser and suturing methodologies
- Investigate laser utilization including wavelengths and respective techniques
- Review indications for mucogingival augmentation including attached gingivae and ridge anatomy
- Develop post-operative evaluation protocols assessing wound healing and complications

*Continuing Dental Education at UFCD wishes to express its appreciation to **Biolase, Florida Probe, Hu-Friedy** and **PerioScience** for unrestricted educational grants, which helped to make this course possible.*

#### SEMINOLE

#### COURSE # 170011

October 29, 2016  
Saturday 8:30 am - 4:30 pm

#### FT. LAUDERDALE

#### COURSE # 180026

August 18, 2017  
Friday 8:30 am - 4:30 pm

#### REGISTRATION

(Networking Lunch included)

Regular Fee	\$549
Early Bird Fee*	\$499

\*Up to 1 month before course date

#### FACULTY

Samuel B. Low, DDS, MS, MED

**CEUs: 7 contact hours.**

**Participation**

**AGD # 495**



# License Renewal / Nitrous Oxide

## LICENSE RENEWAL



## License Renewal Seminar: UPDATED to include OSHA, Risk Management & Record Keeping

Florida license renewal deadline is Feb. 28, 2018

### COURSE DESCRIPTION

While the Florida Board requires 30 hours of CEU for dentists, 24 hours of CEU for hygienists and 18 hours of CEU for dental labs, every biennium in order to renew your Florida license, there are certain specific courses that the state requires for relicensure. This one-day seminar is designed to satisfy those requirements.

**Prevention of Medical Errors** (2 CEU)\* AGD# 159  
This unit shall include a study of root cause analysis, error reduction and prevention, and patient safety.

**Domestic Violence** (2 CEU)\*\*

Including information on the numbers of patients likely to be victims and/or predators in a professional's practice, screening procedures for determining if a patient may have a history of being a victim or predator of domestic violence, and instruction on how to provide patients with information on resources in the local community to help victims of domestic violence. AGD# 156

**OSHA/Bloodborne Pathogens** (1.5 CEU)

Annual infection control, bloodborne pathogen, and TB education is required by JCAHO, ACHA, and OSHA. It is

also important for you to review your role in infection control at this time.

Many of the topics included are mandated by either licensing or accrediting agencies. The other topics are important for healthcare infection control and will clarify your role in Infection Control. AGD# 148

**Risk Management & Record Keeping** (1.5 CEU)

In this age of expanding theories of tort liability, dentists may be responsible for more than their own acts. Dentists have responsibility for the actions of their office staff and those whom they directly employ. Most dentists don't realize that they may also be held responsible for any acts of their partners, office staff or others who may perform procedures under their control or supervision.

This course will help you understand the issues involved and what procedures to implement to judiciously practice dentistry. AGD# 550

\*Required for Florida License Renewal

\*\*Required every third biennium

### COURSE OBJECTIVES

To satisfy the state mandated course requirements for dentist and dental hygiene relicensure in a one-day seminar.

**GAINESVILLE**  
**COURSE # 180015.01**  
August 25, 2017

**FT. LAUDERDALE**  
**COURSE # 180015.02**  
October 13, 2017

Friday 8 am - 4 pm

### REGISTRATION

(Networking Lunch included)

Regular Fee \$249

Early Bird Fee\* \$199

\*Up to 1 month before course date

### FACULTY

Nicholas J. Grimaudo, DMD,  
MS, PhD

**CEUs: 7 contact hours.**

**Lecture**



**GAINESVILLE**  
**COURSE # 180011.01**  
January 27-28, 2017

**SEMINOLE**  
**COURSE # 160222.03**  
October 7-8, 2016

**COURSE # 180011.02**  
April 21-22, 2017

**COURSE # 180011.03**  
November 3-4, 2017

Friday 1 pm - 5 pm  
Saturday 8:30 am -12:30 pm

### COURSE LIMIT

30 Participants

### REGISTRATION

(Breakfast Saturday included)

Regular Fee

Dentists \$699

Auxiliaries \$499

Early Bird Fee\*

Dentists \$649

Auxiliaries \$449

\*Up to 1 month before course date

### FACULTY

**Gainesville:** Ulrich Foerster, DDS

**Seminole:** Thomas Porter, DMD

**CEUs: 20 contact hours.**

**Participation**

**AGD # 163**



## NITROUS OXIDE

### Nitrous Oxide Psychosedation: Certification Course

This course is also approved for certification and training for dental auxiliaries in Florida, as per Florida Board of Dentistry Rule 64B5-14.004; Dental Assistants And Dental Hygienists may monitor nitrous-oxide inhalation analgesia under the direct supervision of a permitted dentist under the following conditions: 1) Satisfactory completion of no less than a two-day course of training as described in the American Dental Associations' "Guidelines for Teaching and Comprehensive Control of Pain and Anxiety in Dentistry" or its equivalent, and 2) Maintenance of competency in cardiopulmonary resuscitation. (Also approved in Georgia).

### COURSE DESCRIPTION

Nitrous oxide-oxygen sedation properly administered to the conscious child or adult provides an important adjunctive aid to the management of the apprehensive patient. This course is designed to prepare the general dentist and auxiliary to use nitrous oxide psychosedation confidently in the office environment. The didactic and clinical instruction gives the participant a step-by-step procedural approach for the control of anxiety in the conscious patient. The structure of the program follows the guidelines for an approved office inhalation analgesia course as required by both Florida and Georgia Boards of Dentistry. To meet American Dental Association guidelines, twelve hours of this course will consist of a review of the instructional material, in a home-study format. A pre- and post-test will be given for certification. Required reading: "Handbook of Nitrous Oxide and Oxygen Sedation, 4e" by Morris Clark and Ann Burnick.

### COURSE OBJECTIVES

- At the completion of this course the participant should:
- Know the history and characteristics of Nitrous Oxide Sedation
  - Know the basic respiratory physiology, including the uptake and distribution of gases
  - Know the states of anesthesia and phases of State I Anesthesia
  - Know the pharmacology, and physiology of Nitrous Oxide
  - Know the indications, contraindications, and complications of inhalation analgesia
  - Know the characteristics of the Nitrous Oxide/Oxygen delivery system
  - Know a clinical protocol for the use of Nitrous Oxide/Oxygen Sedation

\*Due to concern for your health and welfare, pregnant women cannot participate in the clinical portion of this course, and therefore may not receive certification.

**NOTE:** Required prerequisites listed on course webpage at [ce.dental.ufl.edu/courses](http://ce.dental.ufl.edu/courses)

Continuing Education at UFCD wishes to express its appreciation to **Porter Instruments** for unrestricted educational grants, which helped, in part, to make this course possible.

**REGISTER AT: WWW.CE.DENTAL.UFL.EDU**



# Occlusion / Oral Medicine

## OCCUSION

### **Is it Esthetics or Occlusion?**

#### **COURSE DESCRIPTION**

In order to maximize case longevity and predictable beautiful results, a new approach has been developed by Dr. Becker. This seminar will allow you to combine time proven esthetic principles with Occlusal driven parameters. You will find that the almost magical relationship between smile analysis, functional, and Parafunctional guidelines are the answer to the long standing and frustrating question: "How long do we make the new central incisors?"

Once mastered, you will know precisely how to determine central incisor position, cuspid length and why esthetics are really a sub set of anterior guidance.

You will be amazed at how straightforward the diagnostic work-up becomes after understanding this new use of combining facially generated esthetics with certain specific Occlusal principles. Ultimately the missing piece of this anterior guidance puzzle lies in the obvious need to observe and often correct the lower incisal irregularities.

Perhaps a more important benefit achieved by attending this seminar is the clear understanding you will have regarding why esthetic edges may not have the long lasting results hoped for by doctor and patient. As you master the ability to achieve a smooth cross-over, not only are the esthetic results achieved, but they function smoothly and have the built in tendency to actually hold up over many years of service.

You will be given case histories and all pertinent findings on patients that have both occlusal and esthetic concerns. Together, we will develop a predictable thought process relative to the treatment planning and diagnosis of these rather complex situations.

Considerations of anterior guidance, plane of occlusion, and specific esthetic and smile design factors will all be brought into clear focus. The solution of both form and functional aspects will be corrected and learning points along the way will be specifically utilized for effective patient education.

#### **COURSE OBJECTIVES**

- Understand the basics of the Trial Equilibration
- Articulate the benefits of combining both functional and esthetic considerations
- Know what clinical and photographic data is essential to complete this kind of everyday case
- Manage and coordinate in a very practical manner these kinds of patient situations
- Better communicate to the Laboratory Technician the prescription of the needed functional and esthetic requirements of esthetical challenging cases
- Significantly improve communicate and motivate patients to their own conditions, problems and what to do about them

#### **COURSE # 170212**

July 28, 2017  
Friday 8 am – 4 pm  
Ft. Lauderdale

#### **REGISTRATION**

(Networking Lunch Included)

Regular Fee

Dentists \$399

Auxiliaries \$249

Early Bird Fee\*

Dentists \$349

Auxiliaries \$199

\*Up to 1 month before course date

#### **FACULTY**

Irwin Becker, DDS

**CEUs: 7 contact hours.**

**Lecture**

**AGD #180**



## ORAL MEDICINE

### **The Oral Systemic Connection: Prospects & Challenges**

#### **COURSE DESCRIPTION**

Recent studies have reported an increased association between periodontal disease and a variety of medical conditions characterized by their chronicity and their increased rate of inflammation. This seminar will review the current literature on the topic and will examine the potential mechanisms underlying this association. Oral manifestation of various medical conditions and oral side effects of various medications will be presented.

#### **COURSE OBJECTIVES**

- Review the potential association between periodontal disease and cancer
- Describe the association between periodontal disease and cardiovascular disease and stroke
- Examine the bidirectional relationship between diabetes and periodontal disease

- Describe the potential link between periodontal disease and Alzheimer disease
- Describe the association between periodontal disease and preterm delivery — what should we tell our patient?
- Describe the link between periodontal disease and the risk for osteoporosis and respiratory diseases
- Describe the association between periodontal disease and obesity
- Describe the receptor for advanced glycation products and its potential involvement in the oral systemic association
- Describe the oral manifestation of systemic diseases
- Describe the oral manifestation of side effects of different medications

#### **COURSE # 170008**

September 24, 2016

#### **COURSE # 180021**

December 2, 2017

Saturday 8 am – 5 pm  
Gainesville

#### **REGISTRATION**

(Networking Lunch Included)

Regular Fee

Dentists \$369

Auxiliaries \$269

Early Bird Fee\*

Dentists \$319

Auxiliaries \$219

\*Up to 1 month before course date

#### **FACULTY**

Joseph Katz, DMD, Professor,  
Department of Oral & Maxillofacial  
Diagnostic Sciences

**CEUs: 8 contact hours.**

**Lecture**

**AGD # 730**



# Oral Medicine / Oral Pathology

## ORAL MEDICINE

### Oral Oncology / Oral Medicine Clerkship

#### COURSE DESCRIPTION

This clerkship is designed as a one-week participation course involving the activities of the Oral Medicine Clinic at the University of Florida Health Science Center. Experiences include observation in the diagnosis and treatment of patients with various benign entities of the oral cavity, head and neck cancer, and oral complications secondary to cancer therapy. Other available activities include attendance at special Health Science Center conferences or lectures.

An audio-visual library containing a large volume of materials related to oral oncology, diagnosis, medicine and therapeutics will be available to the participant for self-paced study, if time permits. The instructors will attempt to tailor the clerkship to meet the individual participant's interests or needs.

#### COURSE OBJECTIVES

At completion, the participant will be updated on:

- Diagnosis & treatment of patients with benign or malignant lesions of the head and neck
- Pre-therapy oral evaluation for patients undergoing head and neck radiotherapy, chemotherapy or bone marrow transplantation
- Diagnosis and management of oral complications secondary to cancer therapy

#### TIME

The course will begin at 8:00 am on Monday of each week and end at 5:00 pm on Friday. Check-in and Orientation will occur in the Department of Oral & Maxillofacial Diagnostic Sciences, Room D8-6 of the College of Dentistry. The course is offered on a year-round basis approximately 45 weeks each year. There will be one participant during the clerkship.

**No direct patient care is included in this experience.**



**Two-Day Option (16 CEUs)**  
**COURSE # 170223.02 FEE \$1,099**

#### TIME

The two day course will begin at 8:00 am and end at 5:00 pm on each day. The days of the week for participation are to be determined based on the availability of the instructors and the participant, however Wednesday-Thursday or Thursday-Friday are preferred. Check-in and Orientation will occur in the Department of Oral & Maxillofacial Diagnostic Sciences, Room D8-6 of the College of Dentistry. The course is offered on a year-round basis approximately 45 weeks each year. There will be one participant during the clerkship.

#### COURSE # 170223.01

Week-long program to be custom scheduled by participant and faculty Gainesville

#### REGISTRATION

Dentists \$2,449

#### FACULTY

Pam Sandow, DMD  
Joseph Katz, DMD

**CEUs: 40 contact hours per session.**

#### Participation

#### CONTACT

Please contact our Customer Service Specialist, toll-free, **1-888-550-4590** or **ce@dental.ufl.edu** to custom-schedule your course.

#### AGD # 730



#### COURSE # 170253

September 2, 2016  
Friday 9 am - 4 pm  
Gainesville

#### REGISTRATION

(Networking Lunch included)

Regular Fee

Dentists \$249

Auxiliary \$149

Early Bird Fee\*

Dentists \$199

Auxiliary \$99

\*Up to 1 month before course date

#### FACULTY

Indraneel Bhattacharyya, DDS, MSD

**CEUs: 6 contact hours**

#### Lecture

#### AGD # 730



## ORAL PATHOLOGY

### New An Update on Oral Pathology

#### COURSE DESCRIPTION

Using an interactive audience participation platform and case presentation format, this seminar will present a potpourri of interesting case studies in oral and maxillofacial pathology covering a variety of conditions encountered in general and specialty dental practices. The presenter will utilize an Audience Response System which will enable participants to anonymously respond and interact with the presenter. In addition, the lecture will be customized by the audience responses and questions to better facilitate learning. Emphasis will be placed on lesions and conditions commonly seen in dental practice, especially those difficult to diagnose and/or manage newly diagnosed conditions, and pre-malignant or malignant lesions. The topics will include new understanding of oral cancer, burning mouth, clinical characteristics of oral cancer, evidence-based evaluation of new oral cancer diagnostic tools, osteochemonecrosis of jaws, reactions to medications, unusual soft and hard tissue oral lesions, commonly missed entities in oral pathology, etc. Management strategies of many common oral pathologies will be covered.

#### LEARNING OBJECTIVES

Upon completion of this course, participants should be able to:

- Recognize and understand numerous oral soft and hard tissue lesions and the implications of these lesions in dental practices
- Understand the underlying pathogenesis, signs and symptoms of various reactive oral lesions
- Develop a differential diagnosis for both soft and hard tissue lesions of the oral cavity
- Better recognize when and how to biopsy, improve diagnostic skills and management strategies of oral ulcerative and non-ulcerative oral lesions

# Oral Pathology

## ORAL PATHOLOGY

### 14th Annual Oral Pathology Symposium:

LUST IN PATHOLOGY (Lumps, Ulcers, Striae, Treatment) & Diagnosis Update

#### COURSE DESCRIPTION

This seminar will present a potpourri of interesting case studies in oral and maxillofacial pathology covering a variety of conditions encountered in general and specialty dental practices. The presenters will utilize an Audience Response System which will enable participants to anonymously respond and interact with the presenters. In addition, the lecture will be customized by the audience responses and questions to better facilitate learning.

Emphasis will be placed on lesions and conditions commonly seen in dental practice, especially those difficult to diagnose and/or manage, newly diagnosed conditions, and premalignant or malignant lesions. The topics will range from the human papilloma virus including the epidemic of HPV driven cancers and benign lesions of the oral cavity. Various types of squamous and non-squamous malignancies such as lymphomas (a group of increasingly common lesions), salivary gland tumors, myeloma, etc. will also be presented in a case series format. Special emphasis will be placed on patient's concerns regarding papilloma (whether they are sexually transmitted and /or premalignant), condyloma, etc. and on the explosion of sexually transmitted oral lesions. Soft tissue and bone pathology including both commonly encountered radiographic lesions to more rare or life threatening conditions, will be presented. The molecular and clinical characteristics of oral cancer covering the basic biology and clinico-pathologic concepts of this serious disease will be covered. We will highlight the incredibly diverse nature of oral ulcerations and discuss the etiology, diagnosis and treatment for these lesions. Newer oral conditions especially osteochemonecrosis related to bisphosphonates, RANK-L inhibitors (Prolia) and newer drugs such as anti-angiogenic medications (sunitinib, bevacizumab) will be examined. Some

startling new treatments and preventive measures for osteonecrosis will be covered. The impact of these drugs on general dental practice and implant success will also be discussed. In addition, commonly misdiagnosed oral soft and hard tissue conditions and emerging and/or new diagnostic challenges encountered in oral pathology will be presented in a case based format.

#### COURSE OBJECTIVES

Upon completion of this course, participants should be able to:

- Recognize and formulate a differential diagnosis, understand the etiology and management of various oral lesions and diseases
- Recognize and understand the association of human papilloma virus with numerous oral soft tissue lesions and the enormous implications of HPV driven cancers and lesions to our dental practice
- Understand the chemistry, pathogenesis, signs and symptoms of osteochemonecrosis related to bisphosphonate and other newer drugs
- Understand the molecular and clinical basis for squamous cell carcinomas of the oral cavity
- Better recognize abnormalities, improve diagnostic skills and management techniques of oral soft and hard tissue lesions utilizing anonymous audience response devices

#### HOTEL INFORMATION

Holiday Inn — Lake Buena Vista Downtown  
1805 Hotel Plaza Blvd., Lake Buena Vista, FL 32830  
1-407-239-4500  
Booking Code: TAL for \$119 group rate

#### COURSE # 170182

February 17-18, 2017  
Friday 8 am - 5 pm  
Saturday 8 am - Noon  
Orlando

#### REGISTRATION

(Breakfast Friday & Saturday,  
Networking Lunch Friday)

#### Regular Fee

Dentists \$709

RDH \$509

#### Early Bird Fee\*

Dentists \$659

RDH \$459

\*Up to 1 month before course

#### FACULTY

Indraneel Bhattacharyya, DDS,  
MSD Assoc. Professor, Oral &  
Maxillofacial Diagnostic Sciences  
Donald M. Cohen, DMD, MS, MBA  
Professor, Oral & Maxillofacial  
Diagnostic Sciences  
Nadim M. Islam, DDS, Assoc.  
Professor, Oral & Maxillofacial  
Diagnostic Sciences

#### CEUs: 12 contact hours.

#### Lecture

#### AGD # 730



Dates and locations subject to change without notice.

Bookmark [www.ce.dental.ufl.edu](http://www.ce.dental.ufl.edu) for the latest info, financial disclosures, and complete details.



# Oral Surgery / Orthodontics

## ORAL SURGERY

### **Oral Surgery Topics for the General Practitioner: Medical Emergencies, Complications**

#### COURSE DESCRIPTION

As time goes on, it seems that dental patients are presenting with increasingly complex medical histories. Patients with serious medical problems are now able to live longer, with a higher quality of life than in the past. The medical management strategies to maintain these patients in a state of health are increasingly complex as well, with many of our dental patients taking multiple medications to manage multiple organ systemic disease, and many are engaged in complicated treatment for diseases such as cancer, heart disease, and respiratory disease. How can the general dentist process the information in a complex medical history efficiently and most importantly with meaning and significance to the dental practitioner?

In this course we will review the medical history for the dental patient and discuss its relevance to the dental decision making. We will discuss aspects of medical risk assessment and how to predict medical emergencies in the dental patient. We will also discuss treatment of surgical complications from routine surgery performed by the GP, as well as post operative patient management including pain management.

#### COURSE OBJECTIVES

- Understand the importance of a thorough medical evaluation and the management of those patients with the most common medical problems
- Review medical history taking, with emphasis on identifying medically fragile patients and modifications of dental treatment necessitated by the patient's medical condition
- Understand the growing national movement towards patient safety and the effect this will have on dental practices
- Discuss indications and contraindications for surgery with emphasis on judging difficulty and when to refer
- Learn postoperative patient care, pain control and management of complications, with emphasis on prevention
- Discuss common medical emergencies in the dental office and learn how to create your own emergency protocols for managing medical emergencies
- Review the drugs and equipment you should have in the dental office
- Understand the stress reaction and how it affects dental patients

#### COURSE # 170259

November 18, 2016  
Friday 9 am - 4 pm  
Gainesville

#### REGISTRATION

(Networking Lunch included)

Regular Fee	
Dentists	\$249
Auxiliaries	\$149
Early Bird Fee*	
Dentists	\$199
Auxiliaries	\$99

\*Up to 1 month before course date

#### FACULTY

Matthew J. Dennis, DDS

**CEUs: 6 contact hours.**

**Lecture**

**AGD # 310**



#### COURSE # 170020

October 21-23, 2016

#### COURSE # 180020

October 20-22, 2017

Friday-Sunday 8 am - 5 pm  
Gainesville

#### COURSE LIMIT

36 Participants

#### REGISTRATION

(Breakfast/Networking Lunch included)

Regular Fee	
Dentists	\$1,499
Early Bird Fee*	
Dentists	\$1,399

\*Up to 1 month before course date

#### FACULTY

Richard E. Donatelli, DMD, MS  
Calogero Dolce, DDS, PhD  
John Neubert, DDS, PhD  
Wellington Rody, DDS, MS

**COURSE LIMIT** 36 participants

**CEUs: 23 contact hours.**

**Participation**

**AGD # 370**



## ORTHODONTICS

### **Orthodontics for the General Dentist or Pediatric Dentist**

#### COURSE DESCRIPTION

This comprehensive course provided by orthodontists on staff at the University of Florida is designed to enhance the practitioner's fundamental knowledge of facial growth and development, to facilitate the skills needed to identify malocclusions, and to develop a working understanding of orthodontic diagnosis and treatment. Additionally, the practitioner will be taught to recognize and treat occlusal and skeletal problems indicating interceptive, limited, and comprehensive orthodontic treatment, as well as recognize more complex and severe occlusal and skeletal problems which should be referred to an orthodontic specialist. Clinical skill involving both fixed orthodontic treatment (braces) and Invisalign techniques will be reviewed. Workshops at which the participants will gain hands-on experience bonding brackets, changing archwires, and placing finishing bends will also be provided.

Additionally, throughout the lecture series, business management of orthodontic treatment within a pedodontic or general dentist office will be discussed.

#### COURSE OBJECTIVES

This comprehensive course will help a practitioner who is not an orthodontic specialist to:

- Gain clinical and didactic knowledge of orthodontics
- Properly diagnose orthodontic dental malocclusions and skeletal discrepancies
- Recognize potential complications and the need to refer to an orthodontic specialist when appropriate
- Develop a competent treatment plan
- Implement biomechanical methods to treat orthodontic cases

**NOTE:** Required prerequisites listed on course webpage at [ce.dental.ufl.edu/courses](http://ce.dental.ufl.edu/courses)

# Pediatric Dentistry

## PEDIATRIC DENTISTRY

### Pediatric Dentistry Practicum

#### COURSE DESCRIPTION

##### Management of Pain and Anxiety in the Pediatric Dental Patient

- Modern concepts in behavior guidance
- Best practices in local anesthesia and analgesia
- Administration of nitrous oxide
- Application of minimal sedation techniques

##### Selecting Dental Biomaterials and Techniques Employed in Preventive, Restorative and Pulp Therapy in Pediatric Dentistry – Lecture

- Early childhood caries and risk assessment of fluoride therapy
- Evidence-based restorative materials — selection and indications
- Sealants, bonding agents, glass ionomers and resin-modified glass ionomers
- Composites — anterior and posterior restorations
- Stainless steel crowns
- Trauma
- Modern concepts in pulp therapy

##### Restorative Techniques — Lab

- Rubber dam placement
- Class II — traditional and slot
- Strip crown form
- Pulpotomy
- Stainless steel crowns
- Composite veneered anterior stainless steel crown
- Case presentations

#### COURSE OBJECTIVES

The purpose of this course is to provide the general dental practitioner with contemporary knowledge and applied skills in pediatric dentistry that include:

- Behavior management techniques
- Updated knowledge and basic skills requisite to perform modern restorative procedures for the pediatric patient
- Problem-solving and treatment planning

#### COURSE # 160223

June 3-4, 2016

#### COURSE # 170221

July 21-22, 2017

Friday 8 am - 5 pm  
Saturday 8 am - 3 pm  
Gainesville

#### REGISTRATION

(Breakfast/Networking Lunch included)

Regular Fee

Dentists \$1,249

Early Bird Fee\*

Dentists \$1,099

\*Up to 1 month before course date

#### COURSE LIMIT

20 Participants

#### FACULTY

Marcio Guelmann, DDS, Professor and Chair of Pediatric Dentistry  
Robert Primosch, DDS, Professor

**CEUs: 14 contact hours.**

**Participation**

**AGD # 430**



## PEDIATRIC DENTISTRY

### Pediatric Dentistry Mini-Residency

#### COURSE DESCRIPTION

A mini-residency provides a flexible continuing education vehicle for dental practitioners interested in obtaining advanced knowledge and skills prerequisite to delivering proficient dental care to young children. The general goal is to expand the number and improve the quality of pediatric dental services rendered in a private practice or public health clinic setting. Training in a mini-residency enhances one's qualifications when applying: 1) for hospital staff and operating room privileges, 2) for advanced specialty education programs in pediatric dentistry, and/or 3) for a pediatric conscious sedation permit.

The mini-residency is custom-designed to provide observational clinical learning experiences and hands-on simulation laboratory experiences with one-on-one instruction and supervision of challenging cases rendered in various environments using a spectrum of modalities.

#### COURSE OBJECTIVES

- Evaluate the patient's need for behavior modification using various nonpharmacologic and pharmacologic modalities
- Discuss the sequence of procedures used in the practice of hospital dental care and provide appropriate comprehensive care in an operating room environment
- Understand the various restorative options for carious, traumatized, and pulpally-involved primary and young permanent teeth
- Understand how to manage emergency dental treatment of children

**No direct patient care is included in this experience.**

#### COURSE # 170225

Ten days required. Custom scheduled and flexible, but course must be completed within six months of start date.  
8 am - 5 pm

#### LOCATION

Robert E. Primosch Clinical Education Center, Room #D1-40 and affiliated clinics. Gainesville

#### CERTIFICATION

Certificate of completion is awarded upon completion and specifies type, hours, and length of training.

#### REGISTRATION

Dentists \$4,499

#### FACULTY

UF Pediatric Dentistry Faculty,  
Director: Marcio Guelmann, DDS,  
Professor and Chair of Pediatric Dentistry

**CEUs: 80 contact hours.**

**Lecture/participation.**

#### CONTACT

Please contact our Customer Service Specialist, toll-free, **1-888-550-4590** or **ce@dental.ufl.edu** to custom-schedule your course.

**AGD # 430**



## PERIODONTOLOGY

### “YES WE CAN” — Keys to the Successful Management of Exposed Root Surfaces

#### COURSE DESCRIPTION

Gingival recession, and its associated root surface exposure, continues to present a variety of challenges to both the patient and the dentist. Dentinal hypersensitivity, loss of attachment, and compromised esthetics are frequently associated with this problem.

This course provides a 4.0 hour lecture and 2.0 hour surgical lab, utilizing pig jaws, to teach course attendees how to effectively assess gingival recession, understand the full range of techniques and materials that may be used to address this problem, and effectively manage potential surgical complications. The replacement of cervical restorations with soft tissue is also addressed. Case presentations are a significant part of the lecture portion of this course. A surgical video is used to demonstrate the “Tunnel” technique, and features placement of Acellular Dermal Matrix as graft material.

#### COURSE OBJECTIVES

- Review the history of root coverage procedures
- Present a variety of techniques and materials to cover exposed root surfaces
- Present cases that illustrate each procedure
- Demonstrate the replacement of cervical restorations with soft tissue to optimize health of the periodontium
- Provide a “hands-on” workshop that includes placement of Acellular Dermal Matrix in pig jaw cadavers

Course participants should bring their own:

- Magnifying loupes
- Headlamps
- High-speed hand pieces
- Four (4) 330 burs
- Needle holders

Continuing Dental Education at UFCD wishes to express its appreciation to **BioHorizons** and **Southern Dental Solutions** for unrestricted educational grants, which helped to make this course possible.

## PHARMACOLOGY

### Drugs in Dentistry Update: Including Conventional Drugs, Herbs and Natural Supplements

#### COURSE DESCRIPTION

This course will present the most current information on conventional drugs, herbs, antioxidants and natural supplements having an impact on dental practice. Discussion will include new medical drugs, OTC ibuprofen-acetaminophen combination, recent incidences and ADA guidelines, and new updates for management of drug induced osteonecrosis of the jawbone; antibiotic update including various conditions for premedication, including joint prosthesis patients, cardiac issues with Z-PAK, five newly approved blood thinners to add to Plavix and Coumadin.

Discussions will cover herbal supplements, free radicals, reactive oxygen species, antioxidants, chocolate, red wine, acai, pomegranate, Co-Q-10, marijuana and dental herbal. In addition, herbs that cause bleeding, latest on chondroitin and glucosamine/MSM, omega-3 fatty acids and vitamin D will be updated. We will cover the latest on CRP levels and the risk of heart attack; the different benefits of moderate alcohol consumption and what supplements to take for maximum health.

#### COURSE OBJECTIVES

- Describe the latest guidelines on antibiotic use, analgesic use; new drugs and osteonecrosis of the jaw; various conditions premedicated with antibiotics
- List the important antioxidants and herbal supplements and compare their health benefits; list the NIH purported medical benefits and adverse reactions of smoking marijuana
- List the most recent findings on cardioprotective aspirin and the management of patients on Pradaxa and other new blood thinners
- Describe the new findings on omega-3 fatty acids, vitamin D supplements, moderate alcohol consumption; describe the relationship between CRP, periodontal disease and risk of heart attack

#### AUDIENCE

- Dentists, dental hygienists, dental assistants, front office personnel

#### COURSE # 170181

March 11, 2017  
Saturday 8 am - 3 pm  
Gainesville

#### COURSE LIMIT

15 dentist participants plus team.

#### REGISTRATION

(Networking Lunch Included)

Regular Fee	
Dentists	\$749
Auxiliaries	\$249
Early Bird Fee*	
Dentists	\$699
Auxiliaries	\$199

\*Up to 1 month before course date

#### FACULTY

Cecil White Jr., DMD, MSD, FACD

#### CEUs: 6 contact hours.

#### Participation

#### AGD # 495



#### COURSE # 170022

September 10, 2016  
Saturday 8 am - 5 pm  
TBD

#### REGISTRATION

(Breakfast & Networking Lunch Included)

Regular Fee	
Dentists	\$399
Auxiliaries	\$259
Early Bird Fee*	
Dentists	\$349
Auxiliaries	\$209

\*Up to 1 month before course date

#### FACULTY

Richard L. Wynn, PhD, University of Maryland Dental School, Baltimore

#### CEUs: 8 contact hours.

#### Lecture

#### AGD # 016





# Practice Management

## PRACTICE MANAGEMENT



### Practice Excellence In The Current Complex Dental Environment: Or How to Excel in Case Acceptance

#### COURSE DESCRIPTION

Dr. Becker will lead you through the essential elements of Practice Management along with critical elements of clinical dentistry that are needed to bring profit, happiness and clinical success. He will bring together the philosophy of practice that so many of his students have enjoyed and have met with practice profitability. This class will be highly interactive and many of your long time questions will be answered.

#### COURSE OBJECTIVES

- Learn how Dr. Becker's Philosophy can play a role in your happiness and financial success

- Determine which parts of your current practice can be improved and which should be left as is
- Learn to improve your communication and motivational skills to patients so that they are more likely to accept your comprehensive treatment plans
- Change your approach to treatment planning so that single tooth dentistry becomes a thing of the past
- Determine how you can obtain greater acceptance in your complex treatment planning by the use of highly motivated Team members

#### COURSE # 170256

September 9, 2016  
Friday 9 am - 4 pm  
Gainesville

#### REGISTRATION

(Networking Lunch Included)

Regular Fee

Dentists \$249

Auxiliaries \$149

Early Bird Fee\*

Dentists \$199

Auxiliaries \$99

\*Up to 1 month before course date

#### FACULTY

Irwin Becker, DDS

**CEUs: 6 contact hours.**

**Lecture**

**AGD # 555**



## PRACTICE MANAGEMENT



### Reputation Management: Cultivating and Maintaining Your Professional Identity

#### COURSE DESCRIPTION

Every dental practice and dentist has a perceived reputation and identity whether they realize it or not. Now more than ever, it is important for dentists to be aware of how patients and staff perceive them and whether that matches how dentists really want to be perceived. Therefore, taking a proactive approach to identify, understand, evaluate, cultivate and maintain the right type of professional reputation of the dentist, staff and practice is a must for sustainable growth. Maintaining a consistently positive professional identity and brand then becomes a competitive advantage for a dental practice, to attract and retain both new patients and staff. This course will provide the knowledge, tools, and strategies for dentists to develop their desired professional identity, maintain their brand image, and proactively manage their reputations both in person and online.

#### COURSE OBJECTIVES

At the completion of this course, participants will be able to

- Apply components, attributes & behaviors associated with professionalism through presented examples

- Illustrate the impact of poor professionalism, self-marketing or self-branding on future goals & potential patient acquisition and community image through actual situational cases
- Introduce concepts of marketing, branding and reputation management as it relates to a professional dentists, staff and practices
- Utilize contemporary social media platforms to market and brand yourself by viewing Websites, LinkedIn, Facebook, Pinterest, Instagram, Twitter, Wix, Blogger, WordPress, Google+, and YouTube
- Utilize the technology tools viewed above, to create contemporary online individual professional profiles that create a competitive advantage
- Enhance Search Engine Optimization through crosslinking sites and platforms
- Illustrate the impact of poor professionalism, self-marketing or self-branding on future goals & patient acquisition, staff retention, and community image, through review sites
- Develop a positive professional reputation through case studies, employee review websites, and reputation management sites

#### FT. LAUDERDALE

**COURSE # 161082**

June 24, 2016

#### TAMPA

**COURSE # 170322**

May 19, 2017

Friday 9 am - 5 pm

#### REGISTRATION

(Networking Lunch Included)

Regular Fee

Dentists \$349

Auxiliaries \$229

Early Bird Fee\*

Dentists \$299

Auxiliaries \$179

\*Up to 1 month before course date

#### FACULTY

Annelise Ydstebo Driscoll, MBA, PhD

**CEUs: 7 contact hours.**

**Lecture**

**AGD # 550**



# Practice Management

## PRACTICE MANAGEMENT



### Associateships: Negotiating Win-Win Agreements Between Senior Dentists and New Associates

#### COURSE DESCRIPTION

The process of drafting Associateships for both dentists and potential associates can be daunting. Through interactive discussions, lecture, handouts and worksheets for both dentists and potential associates Dr. Driscoll will assist you in your search for the right Associateship situation.

You will be provided

- Information on the process of Associateships that leads to successful agreements
- Examples of the aspects that are addressed in associate documents and agreements and examples of successful Associateships
- Guidance on aspects of Associateships from before they begin to the dissolution of the agreement
- Current insight into employee statuses, compensation structures, aspects of control, managerial & operational aspects, equity buy-ins, timeframes, transition periods & restrictive covenants/clauses

#### COURSE OBJECTIVES

At the completion of the course participants will be able to:

- Bring about an understanding of the reasons & goals for Associateships for both dentists and potential associates
- Review the barriers to successful Associateships
- Establish the process for finding an Associateship/ Associate
- Determine the IRS status for the position: Employee vs. Independent Contractor
- Understand the important aspects of negotiating an agreement or contract
- Establish the options for compensation structures
- Evaluate the benefits of time frames for Associateships
- Elaborate on restrictive covenants/clauses
- Understand the buy-in and sell-out conditions for a dental practice transition
- Illuminate strategies for a win-win negotiation process

**ORLANDO**  
**COURSE # 160189**  
July 16, 2016  
Saturday 8:30 am - 4:30 pm

**FT. LAUDERDALE**  
**COURSE # 180027**  
July 21, 2017  
Friday 8:30 am - 4:30 pm

**REGISTRATION**  
(Networking Lunch Included)

Regular Fee  
Dentists \$349  
Auxiliaries \$199  
Early Bird Fee\*  
Dentists \$299  
Auxiliaries \$149

\*Up to 1 month before course date

**FACULTY**  
Annelise Ydstebo Driscoll, MBA, PhD

**CEUs: 7 contact hours.**

**Lecture**

**AGD # 550**



## PRACTICE MANAGEMENT



### 1st Annual Practice Management Symposium — Master Your Margins: An Evidence-Based Approach to Dental Informatics

#### COURSE DESCRIPTION

Using the practice tools at hand is a must for sustainable, financially viable growth in today's dental practices. Now more than ever, it is important for dentists to be aware of how to use the tools at their disposal to analyze the health of their dental practice.

- Reviewing the financial reporting and practice documents to keep a finger on the 'financial pulse' of the practice can deter embezzlement.
- Practice documentation (aka Dental Informatics) can provide evidence-based data as financial tools to dentists.
- Every dental practice and dentist has information at the press of a button that can be used to support evidence-based decision-making.

Therefore, taking a proactive approach to identify, understand, and evaluate the dental information on hand in a practice is the foundation for goal-based decision-making and the I Strategic Planning process dentists should complete annually. This course will provide the knowledge, case-based resources, and strategies to assist dentists in evaluating the data available in their practice, as well as to use that data for evidence-based decision making in annual Strategic Planning processes.

The format of this course will be Lecture and Case-Based Breakout Sessions. It can be seen in detail in the Course Schedule below.

#### COURSE OBJECTIVES

- Define Dental Informatics and the three topics with their correlation to a dentist owner's achievement of future goals
- Identify the reporting and documentation tools within a dental practice
- Review the impact of the types of data, reports, and documentation tools on a dental practice's financial growth and sustainability
- Use practice data analysis as an evidence-based tool foundational to decision-making
- Apply reports and case-based documents to support decision-making
- Evaluate case-based resources and documents to unearth potential financial issues in a dental practice
- Use practice data analysis to allocate resources based on evidence unearthed
- Incorporate the above into the annual goal setting Strategic Planning process

**COURSE # 170213**  
August 26, 2016

**COURSE # 180028**  
August 25, 2017

Friday, 9 am - 5 pm  
Gainesville

**REGISTRATION**  
(Networking Lunch Included)

Regular Fee \$349  
Early Bird Fee\* \$299

\*Up to 1 month before course date

**FACULTY**  
Annelise Ydstebo Driscoll, MBA, PhD

**CEUs: 7 contact hours.**

**Lecture**

**AGD # 550**

**This course is for dentists only.**



**MARK YOUR CALENDAR:**  
2nd Annual Practice Management Symposium

# Practice Management / Radiology

## PRACTICE MANAGEMENT

### **Embezzlement: The Ugly Truth, How It Occurs and How to Avoid It**

#### COURSE DESCRIPTION

Embezzlement in dental practices is occurring at an epidemic rate. This course will examine the extent of embezzlement, the different ways in which dentists are being embezzled from and defrauded, and the impact this has on dentists and their assets.

You will learn:

- The profile of an embezzler and the methods used to steal from and defraud dentists
- A proactive approach regarding protocol changes and procedures that reduce the risk of occurrence
- Strategies that can be implemented immediately into your practice
- The steps to improved hiring, conducting background checks, termination of employees and the documentation needs for these processes
- The need for and use of dental software, record keeping, the role of forensic accounting and Certified Dental Examiners to assist you in the practice
- The investigative process, as well as the prosecution process, and expectations for recouping financial losses

- Strategies for surviving an embezzlement or fraud situation, and the systemic changes in the practice that can assist you in thriving after a financial loss

#### COURSE OBJECTIVES

At the completion of the program you will be able to:

- Understand the risks associated with embezzlement in dental practices
- Understand the impact of embezzlement on dentists & their practices
- Discuss implementation of protocols that can reduce the likelihood of embezzlement
- Become knowledgeable on the profile of a typical embezzler
- Know how to hire carefully, terminate appropriately, and prosecute the embezzler

*Continuing Dental Education at UFCD expresses appreciation to **Patterson Dental** for unrestricted educational grants, which helped make this course possible.*

#### COURSE # 170248

April 7, 2017  
Friday 8:30 am - 4:30 pm  
Ft. Lauderdale

#### REGISTRATION

(Networking Lunch Included)  
Regular Fee \$349  
Early Bird Fee\* \$299  
\*Up to 1 month before course date

#### FACULTY

Annelise Ydstebo Driscoll,  
MBA, PhD

**CEUs: 7 contact hours.**

#### Lecture

**AGD # 550**

**This course is for dentists only.**



## RADIOLOGY

### **How to Read a Pan?**

#### COURSE DESCRIPTION

Interpretation of a panoramic radiograph as regards anatomy, variations of normal, recognition of artifacts and identification of pathoses of the maxillofacial region will be covered. Instruction will be provided on the principles of the interpretation process. Development of differential diagnoses and need for further investigations will be discussed. Several cases will be discussed in an interactive session.

#### COURSE OBJECTIVES

At conclusion, the attendees will be able to:

- Understand the anatomy as seen on panoramic radiographs
- Understand the principles of interpretation
- Identify critical landmarks and deviations from normal
- Understand the generation of artifacts
- Recognize and troubleshoot errors in panoramic imaging
- Recognize pathoses
- Understand the need for additional investigations
- Recommend advanced imaging as needed

#### COURSE # 170257

September 16, 2016  
Friday 9 am - 4 pm  
Gainesville

#### REGISTRATION

(Networking Lunch Included)  
Regular Fee  
Dentists \$249  
Auxiliaries \$149  
Early Bird Fee\*  
Dentists \$199  
Auxiliaries \$99

\*Up to 1 month before course date

#### FACULTY

Madhu K. Nair, DMD, MS, PhD,  
Diplomate, American Board of  
Oral and Maxillofacial Radiology,  
Professor and Chair, Oral and  
Maxillofacial Diagnostic Sciences

**CEUs: 6 contact hours.**

#### Lecture

**AGD # 730**





## RADIOLOGY

### Cone Beam Computed Tomography — Interpretation Clerkship

#### COURSE DESCRIPTION

This course offers a 2.25 day clerkship opportunity to observe and learn the basic principles of CBCT imaging in dentistry and interpretation, including 8 hours of recorded video (~6 viewed on-site), with attending radiologists providing input. The clerkship will provide a general overview of the interpretation process through hands-on experience with several maxillofacial CBCT cases. Participants will be trained on the use of software and become competent in the reformation of images in multiple planes and cross-correlation of anatomy and variants.

Participants will be trained in interpretation using several cases with a variety of maxillofacial and related pathology, including TMD. This is a radiology interpretation experience, no specific training in implant placement will be provided. The clerkship includes 8 hours of recorded lectures on the physics and biology of radiation, basics of interpretation of maxillofacial pathology, CT anatomy, variants, artifacts, protocols, indications, contraindications, doses, and position papers from different specialty groups. Participants may bring up to two anonymized cases each for discussion, following informed consent from the patient. This will be the participants' responsibility.

Following self-interpretation, over-reads will be done by radiologists as a team-effort.

#### COURSE OBJECTIVES

At conclusion, the attendees will:

- Be familiar with basic radiographic anatomy and anatomic variants
- Understand rationale for using CBCT and specific protocols for specific diagnostic tasks
- Be able to provide basic interpretation of CBCT data
- Be able to use two different types of client viewing CBCT software
- Understand the advantages and disadvantages of CBCT
- Understand the capabilities of different imaging units and limitations
- Understand radiation safety as it pertains to the use of CBCT, doses, guidelines for use

**Day 1:** Review of Electronic Presentation

**Day 2:** CT Interpretation: Workshop

**Day 3:** Radiology Physics, Biology, Safety and Protection: Online Module

#### COURSE # 170015.02

October 6-7, 2016

#### COURSE # 180016.01

March 30-31, 2017

#### COURSE # 180016.02

October 26-27, 2017

Thursday-Friday 8 am - 5 pm

Gainesville

#### REGISTRATION

(Networking Breakfast/Lunch Included)

Dentists Regular \$2,500

Dentist Early Bird\* \$2,200

#### COURSE LIMIT

6 Participants

#### FACULTY

Madhu K. Nair, DMD, MS, PhD, Diplomate, American Board of Oral and Maxillofacial Radiology, Professor and Chair, Oral and Maxillofacial Diagnostic Sciences

**CEUs: 17.5 contact hours.**

**Participation**

**AGD # 130**



#### COURSE # 170251

Please contact [ce@dental.ufl.edu](mailto:ce@dental.ufl.edu) or call 352-273-8480 or toll-free 1-888-550-4590 for more information and to custom-schedule your course.

Gainesville

#### REGISTRATION

Dentists \$2,449

#### FACULTY

Madhu K. Nair, DMD, MS, PhD, Diplomate, American Board of Oral and Maxillofacial Radiology, Professor and Chair, Oral and Maxillofacial Diagnostic Sciences

**CEUs: 40 contact hours.**

**Participation**

**AGD # 130**



## RADIOLOGY

### New Oral and Maxillofacial Radiology Mini-Residency

#### COURSE DESCRIPTION

This mini-residency is designed as a one-week (5 working days) participation course involving the activities of the Oral and Maxillofacial Radiology Clinic at the University of Florida Health Science Center. Experiences include observation of interpretation of cone beam computed tomography (CBCT) and other conventional studies carried out in the clinic or referred from outside. Other available activities include attendance at the clinical radiology conference and the tumor board, if these are in session.

The instructor will attempt to tailor the mini-residency to meet the individual participant's interests or needs.

#### COURSE OBJECTIVES

At completion, the participant will be updated on:

- Reading of cone beam computed tomography studies
- Use of dedicated cone beam imaging software
- Patient positioning and image acquisition techniques

#### TIME

The course will begin at 8:00 am on day 1 and end at 5:00 pm on day 5. Check-in and orientation will occur in the Department of Oral & Maxillofacial Diagnostic Sciences, Room D8-6 of the College of Dentistry. The course is offered on a year-round basis. Acceptance is limited to one participant during the mini-residency.

#### OBSERVATION

Participants will observe residents reading cases in the dedicated reading room and discuss cases with the attending.

# Restorative Dentistry

RESTORATIVE DENTISTRY

## **Newest Techniques for Implants and Dentures**

### **COURSE DESCRIPTION**

#### **AM: Removable Dentures A Foundation for Implant Therapy**

This course will cover an enhanced facial analysis application to identify realistic esthetic outcomes. The ability to demonstrate edentulous retention to the patient prior to delivery will be revealed. The making of patient directed recordings will improve both the digital and analog fabrication.

#### **PM: A New Perspective in The Fabrication Implant Prosthesis**

This course will demonstrate a Protocol and Algorithm for fabricating Complete Implant Restorations utilizing both analog and digital technology to obtain an optimal prosthesis.

### **COURSE OBJECTIVES**

- Impression making for the dentate, immediate, implant retained overdenture patient to the total/partial edentulous patient
- Make an accurate center bearing point tracing record for the full mouth restorative patient in 5 minutes
- Differentiate between indications for bar, stud, and fixed implant attachments

*Continuing Dental Education at UFCD expresses appreciation to **Delta Dental Insurance** for unrestricted educational grants, which helped make this course possible.*

#### **COURSE # 170261**

February 4, 2017  
Saturday 8 am - 3:30 pm  
Gainesville

#### **REGISTRATION**

(Networking Lunch included)

Regular Fee	
Dentists	\$349
Auxiliaries	\$199
Early Bird Fee*	
Dentists	\$299
Auxiliaries	\$149

\*Up to 1 month before course date

#### **FACULTY**

Joseph J. Massad, DDS

**CEUs: 6.5 contact hours**  
**Lecture**

**AGD # 616**



RESTORATIVE DENTISTRY

## **Precision and Semi-Precision Attachment Ultimate Course: All You Wanted to Know About Attachment Dentistry but Were Afraid to Ask!**

### **COURSE DESCRIPTION**

This course covers all aspects of attachment dentistry in detail and takes the mystery out of treatment planning segmented fixed bridges, removable partial dentures, over-dentures on natural teeth or implants.

This all-day program emphasizes the rationale for using precision and semi-precision attachments in the treatment planning of fixed and removable partial dentures, over-dentures and implants. Each of these prosthetic options is discussed in detail, especially implants which require special treatment planning considerations. The role of the restorative dentist is clarified as the one who initiates treatment planning the amount of implants that will insure success through the use of study models, wax bites, occlusal set ups and surgical stents. A clear understanding of what needs to be achieved must be established first by the restorative dentist and communicated to the surgeon and to the patient.

Clinical cases are reviewed and participants will gather knowledge, excitement and confidence enabling them to utilize attachments in their daily practice immediately. Participants are encouraged to bring questions which will be discussed throughout the presentation, as well as any of their past experiences with dental attachments.

### **COURSE OBJECTIVES**

- Understand the rationale for using attachments in fixed and removable prosthetics on abutments, roots and implants
- Become familiar with precision and semi-precision attachments, studs, rod and tubes, magnets, bars and other types of fixed, segmented, removable, and over-denture attachments
- Be able to immediately incorporate attachment dentistry into patient treatment planning
- Learn how to first do occlusal set ups and create surgical stents
- Learn the Do's and the Dont's in attachment case treatment planning
- Learn what precision and semi-precision attachments are and how they are used in prosthetic dentistry
- Become familiar with rigid and resilient intra-coronal and extra-coronal attachments
- Learn a logical approach to begin incorporating attachment dentistry into our treatment plans
- Learn to take a closer look at the redistribution of traumatic forces to bone, soft tissue, teeth and implants and understand how they are affected

See [ce.dental.ufl.edu/courses](http://ce.dental.ufl.edu/courses) for complete list of objectives

#### **COURSE # 170237**

March 4, 2017  
Saturday 8 am - 4 pm  
Gainesville

#### **REGISTRATION**

(Networking Lunch included)

Regular Fee	
Dentists	\$459
Lab Techs	\$299
Early Bird Fee*	
Dentists	\$399
Lab Techs	\$249

\*Up to 1 month before course date

#### **FACULTY**

George E. Bambara, MS, DMD,  
FACD, FICD



**CEUs: 7 contact hours**  
**Lecture**

**AGD # 610**



# Registration

## 2 Easy Ways to Register


-  Online at [www.ce.dental.ufl.edu](http://www.ce.dental.ufl.edu) with credit card
-  Registration form with check

## 5 Easy Payment Options




Make check payable to University of Florida

## Maximize Your CDE \$\$\$:

-  **EARLY BIRD DISCOUNT**  
**SAVE \$50 or more** on selected courses

## TEAM TRAINING DISCOUNT

Look for  to **SAVE \$25** on each TEAM Member who registers at the same time for the same course

Please pass along to your fellow TEAM members

## REGISTER TODAY!

NAME	DMD	DDS	RDH	DA
COURSE TITLE	COURSE#		DATE	FEE
MAILING ADDRESS	CITY		STATE	ZIP
EMAIL ADDRESS	FLORIDA LICENSE #			AGD #
PHONE #	FAX #			
EMERGENCY CONTACT NAME	RELATIONSHIP		PHONE #	

## PLEASE ENROLL US FOR THE TEAM DISCOUNT:

<b>1.</b>	NAME	COURSE#	FEE
<b>2.</b>	NAME	COURSE#	FEE
<b>3.</b>	NAME	COURSE#	FEE
<b>4.</b>	NAME	COURSE#	FEE

- A separate check and registration form is required for each course. Please make additional copies if needed.
- Please make check or money order payable to the UNIVERSITY OF FLORIDA and mail with registration form to:  
UF Continuing Dental Education, P.O. Box 100417, Gainesville, FL 32610-0417. Indicate name of dentist if using office address.
- If you have a disability or special needs, please contact the Continuing Education Office at least 72 hours in advance.

### CONTACT US

For additional information, contact our Customer Service Specialist at 1-888-550-4590 or [ce@dental.ufl.edu](mailto:ce@dental.ufl.edu).

### CONFIRMATION

If you do not receive written confirmation of your registration a minimum of 14 days prior to the course starting date, please call 1-888-550-4590.

### COURSE CHECK-IN

Unless stated otherwise in your letter of acknowledgment, check-in time will be 30 minutes prior to course start.

### CANCELLATION AND REFUND POLICIES

Unless otherwise specified, full refunds will be mailed to registrants who cancel their registration no later than 14 days before the course starting date. Cancellations by telephone are acceptable; however, a written request must be received by our office before a refund may be processed. Refunds, less \$50, will be processed for registrants who cancel less than 14 days before the course starting date. **Refunds cannot be given for cancellations on or after the course starting date.**

Continuing Dental Education reserves the right to modify or cancel a course when circumstances

warrant, including insufficient enrollment. Dates, course content, fees, or faculty will be changed only when unavoidable. If a course is already full when registrations are received, or if the course has been canceled, applicants will be notified and a full refund will be processed. **Continuing Dental Education cannot be responsible for non-refundable airfare or other expenses in the event of a course cancellation.**

*The University of Florida encourages participation in its continuing education programs by qualified persons of both sexes from all cultural, racial, religious and ethnic groups.*

REGISTER AT [www.ce.dental.ufl.edu](http://www.ce.dental.ufl.edu)



**UF** UNIVERSITY of FLORIDA



# UF CDE 2016 Calendar

All courses in Gainesville, FL unless specified otherwise.

See course listing for location.

## JUNE

- 3-4 Pediatric Dentistry Practicum p25
- 3-5 CDP 29 — Practice Management p5
- 4-5 Comprehensive Interdisciplinary Training for Dental Implants: Multiple Live Patient Experiences p17
- 11-12 Executive Practice Management™ Cohort IV p4
- 16-18 Academy of Alumni & Friends Gator Dentist Reception — Florida Dental Convention 2016 p6
- 24 Reputation Management: Cultivating and Maintaining Your Professional Identity p27
- 24-26 CDP 28 — Case Presentations & Graduation Ceremony p5

## JULY

- 8-10 CDP 29 — Periodontology — Level I p5
- 9-10 Executive Practice Management™ Cohort IV p4
- 15 Basic Airway Management for Dentists p7
- 16 Associateships: Negotiating Win-Win Agreements Between Senior Dentists and New Associates p28
- 16 Radiology for Dental Auxiliary: Certification Course p9
- 16 The Ultimate “Refresh” Local Anesthesia course for Today’s Dental Hygienist p10
- 22 Medical Emergencies in the Dental Office: High Fidelity Interactive Simulation p14
- 23-24 Fundamentals of Dental Assisting p8
- 29-31 Local Anesthesia for Today’s Dental Hygienist: Certification Training p10
- 30-31 Expanded Functions for Dental Auxiliary, Part I: Certification Course p8

## AUGUST

- 6-7 Executive Practice Management™ Cohort IV p4
- 13 Implant Maintenance & Appropriate Chemotherapeutics for the Advanced Periodontal Patient p11
- 13-14 Expanded Functions for Dental Auxiliary, Part II: Certification Course p8
- 19-21 CDP 29 — Orthodontics & Dental Biomaterials p5
- 26 1st Annual Practice Management Symposium p28
- 27 12th Annual Dental Hygiene Symposium p11
- 27 12th Annual General Dentistry Symposium p14

## SEPTEMBER

- 2 Oral Pathology with Dr. Neel Bhattacharyya p22
- 9 Practice Management with Dr. Irwin Becker p27
- 9-11 CDP 29 — Pharmacology p5
- 10 Pharmacology: Drugs in Dentistry Update: Including Conventional Drugs, Herbs and Natural Supplements p26

- 10-11 Executive Practice Management™ Cohort IV p4
- 16 Radiology with Dr. Madhu Nair p29
- 23 Current Concepts in Clinical Geriatrics for the Dental Team p16
- Portugal Sep. 23-Oct. 1 8 Day Portugal Land Tour with Golf: Endodontic Update 2016 p35
- 24 Dentistry 2016: The Best of Everything p15
- 24 Oral Systemic Connection: Prospects and Challenges p21
- Sept 30-Oct 1 Executive Practice Management™ Cohort IV p4
- Sept 30-Oct 2 CDP 29 — Operative Dentistry — Level I p5

## OCTOBER

- 6-7 Cone Beam Computed Tomography — Interpretation Clerkship p30
- 7 Implant Dentistry with Dr. Luiz Gonzaga p17
- 7-8 Nitrous Oxide Psychoseparation: Certification Course p20
- 8-9 Comprehensive Interdisciplinary Training for Dental Implants: Multiple Live Patient Experiences p17
- 14-16 Executive Practice Management™ Cohort V p4
- 15 Academy of Alumni & Friends Dental Fall Weekend with Dr. Alex Delgado p6
- 21 Basic Airway Management for Dentists p7
- 21-23 Orthodontics for the General or Pediatric Dentist p24
- 22 Radiology for Dental Auxiliary: Certification Course p9
- 29 Gain Perio/Restorative Access: Flaps and Lasers, A Workshop p19

## NOVEMBER

- 4-6 CDP 29 — Removable Prosthodontics — Level I p5
- 5-6 Executive Practice Management™ Cohort V p4
- 11 Implant Dentistry with Dr. Rodrigo Neiva p18
- 18 Oral Surgery for the General Dentist with Dr. Matt Dennis p24
- 19 Boomer Dentistry: Managing Dental Conditions of the “Boomer” Generation, Including Implant Maintenance p15

## DECEMBER

- 3-4 Executive Practice Management™ Cohort V p4
- 9-11 CDP 29 — Implants — Level I p5
- 10-11 Comprehensive Interdisciplinary Training for Dental Implants: Multiple Live Patient Experiences p17

- |               |                  |
|---------------|------------------|
| ■ Seminole    | ■ Ft. Lauderdale |
| ■ Gainesville | ■ Tampa          |
| ■ Orlando     | ■ TBD            |

## Thank You to Our Sponsors!

- 1-800-Dentist
- 3M/ESPE
- BioHorizons
- Brasseler USA
- Carestream
- Coltene Whaledent
- Delta Dental Insurance
- DENTSPLY Caulk
- DENTSPLY Tulsa Dental Specialties
- Doctor’s Choice Companies, Inc.
- DSG Dental Labs
- Florida Probe
- FutureDentics, Inc.
- Geistlich Pharma North America, Inc.
- HuberMed
- Hu-Friedy
- ICOI International Congress of Oral Implantologists
- Johnson & Johnson
- Knight Dental
- Lending Club Patient Solutions
- Milestone Scientific
- OraPharma
- Osteomed
- Osstel, Inc.
- Patterson Dental
- PerioSciences
- Phillips North America
- Porter Instrument Co., Inc.
- Procter and Gamble
- RealTime CPAs
- Southern Dental Solutions
- Straumann
- Surgitel/General Scientific Corp.
- TD Bank
- Versah
- VOCO
- W & H Impex, Inc.
- Young Dental

# UF CDE 2017 Calendar

All courses in Gainesville, FL unless specified otherwise.  
See course listing for location.

## JANUARY

- 7-8 Comprehensive Interdisciplinary Training for Dental Implants: Multiple Live Patient Experiences [p17](#)
- 13-15 CDP 29 — Occlusion, MPD, TMD — Level I [p5](#)
- 14 Radiology for Dental Auxiliary: Certification Course [p9](#)
- 14-15 Executive Practice Management™ Cohort V [p4](#)
- 21 Implant Maintenance & Appropriate Chemotherapeutics for the Advanced Periodontal Patient [p11](#)
- 21-22 Expanded Functions for Dental Auxiliary, Part I: Certification Course [p8](#)
- 27 Basic Airway Management for Dentists [p7](#)
- 27-28 Nitrous Oxide Psycho sedation: Certification Course [p20](#)
- 27-28 Implant-Based Planning and Treatment Options for Full-Arch Fixed Restorations [p18](#)

## FEBRUARY

- 3 Medical Emergencies in the Dental Office: High Fidelity Interactive Simulation [p14](#)
- 4 Newest Techniques for Implants and Dentures with Dr. Joe Massad [p31](#)
- 4-5 Executive Practice Management™ Cohort V [p4](#)
- 4-5 Expanded Functions for Dental Auxiliary, Part II: Certification Course [p8](#)
- 10-12 CDP 29 — Oral Surgery — Level I [p5](#)
- 11-12 Fundamentals of Dental Assisting [p8](#)
- 17-18 14th Oral Pathology Symposium: LUST in Pathology [p23](#)
- 18-19 Comprehensive Interdisciplinary Training for Dental Implants: Multiple Live Patient Experiences [p17](#)
- 24-26 Local Anesthesia for Today's Dental Hygienist: Certification Training [p10](#)

## MARCH

- 3-5 CDP 29 — Endodontics — Level I [p5](#)
- 4 Precision and Semi-Precision Attachment Ultimate Course: All You Wanted To Know About Attachment Dentistry But Were Afraid to Ask! [p31](#)
- 4 ENDODONTICS FOR GENERAL DENTISTS: Advanced, Practical and Comprehensive Lecture and Workshop [p12](#)
- 10 The Art & Science of Advanced Micro-Thin Ultrasonic Instrumentation in Periodontal Therapy [p12](#)
- 11 "YES WE CAN" — Keys to the Successful Management of Exposed Root Surfaces [p26](#)
- 11-12 Executive Practice Management™ Cohort V [p4](#)
- 30-31 Cone Beam Computed Tomography — Interpretation Clerkship [p30](#)
- 31 ASDA Spring Synergy Weekend [p6](#)

## APRIL

- 1-2 Executive Practice Management™ Cohort V [p4](#)
- 7 Embezzlement: The Ugly Truth, How it Occurs and How to Avoid It [p29](#)
- 7-9 CDP 29 — Pediatric Dentistry & Basic Science [p5](#)
- 21 Update on Medical Emergencies 2017: How to Save a Life, Including Your Own [p16](#)
- 21 Basic Airway Management for Dentists [p7](#)
- 21-22 Hard-tissue Grafting Options for the Single or Adjacent Missing Tooth Site [p19](#)
- 21-22 Nitrous Oxide Psycho sedation: Certification Course [p20](#)
- 22 Radiology for Dental Auxiliary: Certification Course [p9](#)
- 29-30 Comprehensive Interdisciplinary Training for Dental Implants: Multiple Live Patient Experiences [p17](#)

## MAY

- 6-7 Executive Practice Management™ Cohort V [p4](#)
- 6-7 Expanded Functions for Dental Auxiliary, Part I: Certification Course [p8](#)
- 19 Reputation Management: Cultivating and Maintaining Your Professional Identity [p27](#)
- 19-21 CDP 29 — Fixed Prosthodontics — Level I [p5](#)
- 20-21 Comprehensive Interdisciplinary Training for Dental Implants: Multiple Live Patient Experiences [p17](#)
- 20-21 Expanded Functions for Dental Auxiliary, Part II: Certification Course [p8](#)

## JUNE

- 2-4 Local Anesthesia for Today's Dental Hygienist: Certification Training [p10](#)
- 3-4 Comprehensive Interdisciplinary Training for Dental Implants: Multiple Live Patient Experiences [p17](#)
- 9-11 CDP 29 — Oral Pathology [p5](#)
- 10-11 Executive Practice Management™ Cohort V [p4](#)
- 23 Academy of Alumni & Friends Gator Dentist Reception — Florida Dental Convention 2017 [p6](#)

## JULY

- 7-9 CDP 29 — Periodontology — Level II [p5](#)
- 8-9 Executive Practice Management™ Cohort V [p4](#)
- 8-9 Fundamentals of Dental Assisting [p8](#)
- 15 Radiology for Dental Auxiliary: Certification Course [p9](#)
- 21 Associateships: Negotiating Win-Win Agreements Between Senior Dentists and New Associates [p28](#)
- 21-22 Pediatric Dentistry Practicum [p25](#)
- 28 Is it Esthetics or Occlusion? [p21](#)

## AUGUST

- 5-6 Executive Practice Management™ Cohort V [p4](#)
- 18 Gain Perio/Restorative Access: Flaps and Lasers, A Workshop [p19](#)
- 18-20 CDP 29 — Occlusion, MPD, TMD — Level II [p5](#)
- 25 2nd Annual Practice Management Symposium [p28](#)
- 25 License Renewal Seminar: Updated to include OSHA, Risk Management & Record Keeping [p20](#)
- 26 13th Annual Dental Hygiene Symposium [p11](#)
- 26 13th Annual General Dentistry Symposium [p14](#)

## SEPTEMBER

- 9-10 Executive Practice Management™ Cohort V [p4](#)
- 16 Dentistry 2017: The Best of Everything [p15](#)
- Sept. 29-Oct. 1 Local Anesthesia for Today's Dental Hygienist: Certification Training [p10](#)

## OCTOBER

- 6-7 Executive Practice Management™ Cohort V [p4](#)
- 13 License Renewal Seminar: Updated to include OSHA, Risk Management & Record Keeping [p20](#)
- 20 Basic Airway Management for Dentists [p7](#)
- 20-22 Orthodontics for the General or Pediatric Dentist [p24](#)
- 20-22 Executive Practice Management™ Cohort VI [p4](#)
- 21-22 Expanded Functions for Dental Auxiliary, Part I: Certification Course [p8](#)
- 26-27 Cone Beam Computed Tomography — Interpretation Clerkship [p30](#)
- 27 Medical Emergencies in the Dental Office: High Fidelity Interactive Simulation [p14](#)
- 28 Radiology for Dental Auxiliary: Certification Course [p9](#)

## NOVEMBER

- 3-4 Nitrous Oxide Psycho sedation: Certification Course [p20](#)
- 4-5 Expanded Functions for Dental Auxiliary, Part II: Certification Course [p8](#)
- 4-5 Executive Practice Management™ Cohort VI [p4](#)
- 17 Boomer Dentistry: Managing Dental Conditions of the "Boomer" Generation, Including Implant Maintenance [p15](#)
- TBD Academy of Alumni & Friends Dental Fall Weekend [p6](#)

## DECEMBER

- 2 Oral Systemic Connection: Prospects and Challenges [p21](#)
- 2-3 Executive Practice Management™ Cohort VI [p4](#)

■ Seminole ■ Gainesville ■ Orlando ■ Ft. Lauderdale ■ Tampa ■ TBD

# 8 Day Portugal Land Tour with Optional Golf: Endodontic Update 2016

September 23-October 1, 2016



## TRAVEL PACKAGE FEE

\$2,899 per person/double occupancy, includes all transfers, listed meals, tours.

GOLF and CE course are additional expenses.

See [ce.dental.ufl.edu/courses](http://ce.dental.ufl.edu/courses) for complete details.

## CE PROGRAM

Endodontic Update — 2016

## FACULTY

James Haddix, DDS

## CEUS

12 contact hours. Lecture

## CE REGISTRATION

Dentists \$599

Auxiliary \$399

## INFORMATION & BOOKING

Cruise and Travel Partners

(877) 884-7447 | [cecruises123@aol.com](mailto:cecruises123@aol.com)

[www.CruiseAndTravelPartners.com](http://www.CruiseAndTravelPartners.com)

## COURSE # 170023

## AGD # 074

## REMEDICATION

### Board Required Remediation

Contact Marta Miller, Program Assistant, at 352-273-8483 or [ce@dental.ufl.edu](mailto:ce@dental.ufl.edu) to custom-schedule your session(s).

## REGISTRATION

\$350/hr for one-on-one instruction

## WEB-BASED

### Online Courses

At the completion of an online course, the student will be updated in the topic selected.

#### ■ LICENSE RENEWAL & BOARD REQUIRED COURSES

Take your **CORE & Board Required Courses** online at your home or office. It's convenient, economic, and fast.

**Certificates are available immediately upon completion.**

• Domestic Violence**	AGD #156	2 CEUs	\$59
• Laws, Rules and Ethics	AGD #555	2 CEUs	\$59
• HIV/AIDS	AGD #755	2 CEUs	\$59
• Prevention of Medical Errors*	AGD #159	2 CEUs	\$59

\*Required for Florida License Renewal \*\*Required every 3rd biennium - Due February 28, 2018

#### ■ ADDITIONAL ONLINE COURSES

• OSHA	AGD #550	2 CEUs	\$59
• Risk Management	AGD #550	2 CEUs	\$59
• Radiology Refresher for Dental Auxiliary		6 CEUs	\$159

#### ■ TREATMENT OF MEDICAL EMERGENCIES IN THE DENTAL OFFICE

Incorporates new mediasite videostreaming technology, so you have a self-paced program with audio/video of the presenter, powerpoint slides, and quiz all at your control.

• Treatment of Medical Emergencies	AGD #142	4 CEUs	\$159
------------------------------------	----------	--------	-------

## REGISTRATION

Register online to complete online courses @ [www.ce.dental.ufl.edu/courses](http://www.ce.dental.ufl.edu/courses)

Courses must be completed within 180 days.

## FACULTY

University of Florida College of Dentistry & recognized experts

## FACULTY

Nicholas Grimaudo, DMD, MS, PhD

M. K. Nair, DMD, MS, PhD

## FACULTY

Matthew Dennis, DDS, Oral and Maxillofacial Surgery at UF



License Renewal Deadline:  
February 28, 2018

## Maximize Your CDE \$\$\$

- **Early Bird Discount**   
Save \$50 & up
- **Team Training Discount**  
Look for  to Save \$25 on each team member who registers at the same time for the same course
- **Economic web-based training**

**UF** UNIVERSITY of  
FLORIDA

Continuing Dental Education  
Committed to Dental Excellence  
PO Box 100417  
Gainesville, FL 32610-0417

NONPROFIT  
ORGANIZATION  
U.S. POSTAGE  
**PAID**  
GAINESVILLE FL  
PERMIT NO 94

**UF | Continuing Dental Education** COMMITTED TO DENTAL EXCELLENCE

### Executive Practice Management™ Program for Dentists

This innovative program teaches dentists critical aspects of finance, operations and HR management. From buying, building or becoming an associate, to debt reduction through overhead control, and wealth accumulation for practice transitions; the program encompasses a business school curriculum customized to executive dental practice ownership. **See page 4 for details.**

October 2016 - 2017 | <http://epmfordentists.com>

### FL AGD MasterTrack Course Comprehensive Dentistry Program Class 29

In short, this two-year postgraduate course in comprehensive dentistry is designed to provide the general practitioner with an organized and structured educational program of dental sciences in a format that has something to offer everyone. The course curriculum parallels the requirements for Mastership in the Academy of General Dentistry. Classes meet one weekend per month on Friday, Saturday and Sunday.

**See page 5 for details. [www.ce.dental.ufl.edu/courses](http://www.ce.dental.ufl.edu/courses)**

**UF** UNIVERSITY of  
FLORIDA

Learn more at [www.ce.dental.ufl.edu](http://www.ce.dental.ufl.edu)