

P.O. Box 8
Duchesne, UT 84021
Phone 435 738-2453
Fax 435 738-2620
www.uimahmachine.com
e-mail info@uimahmachine.com

Uimah Machine Miner, Shearer and Combination Trailers

Uimah Machine has designed heavy-duty lowboy trailers to haul continuous miners and shearers into mines. We have also designed a combination trailer for hauling either miners or shearers into mines. Combination trailers are basically a longer, stronger version of miner trailers.

Miner, shearer and combo trailers are built with two pivoting wheel boxes containing two wheels each. The pivots serve to keep four wheels on the ground at all times. The larger wheels in the rear of the wheel boxes can be equipped with optional brakes.

Miner and combo trailers also have retractable wheels running 90° to the normal direction of operation for maneuvering in difficult areas. When extended, the rear end of the trailer is lifted to allow for sideways sliding. The extension frame or "stinger" is used as a lever when the cross wheels are extended.

Miner and combo trailers have detachable goosenecks and built-in "ramps" to allow for easy loading of the machines. The gooseneck is equipped with a "cookie sheet" hitch which attaches to the gooseneck via a universal motion apparatus and a large bearing. All trailers are significantly overbuilt for the loads they must carry. We can meet your criteria for ground clearance.

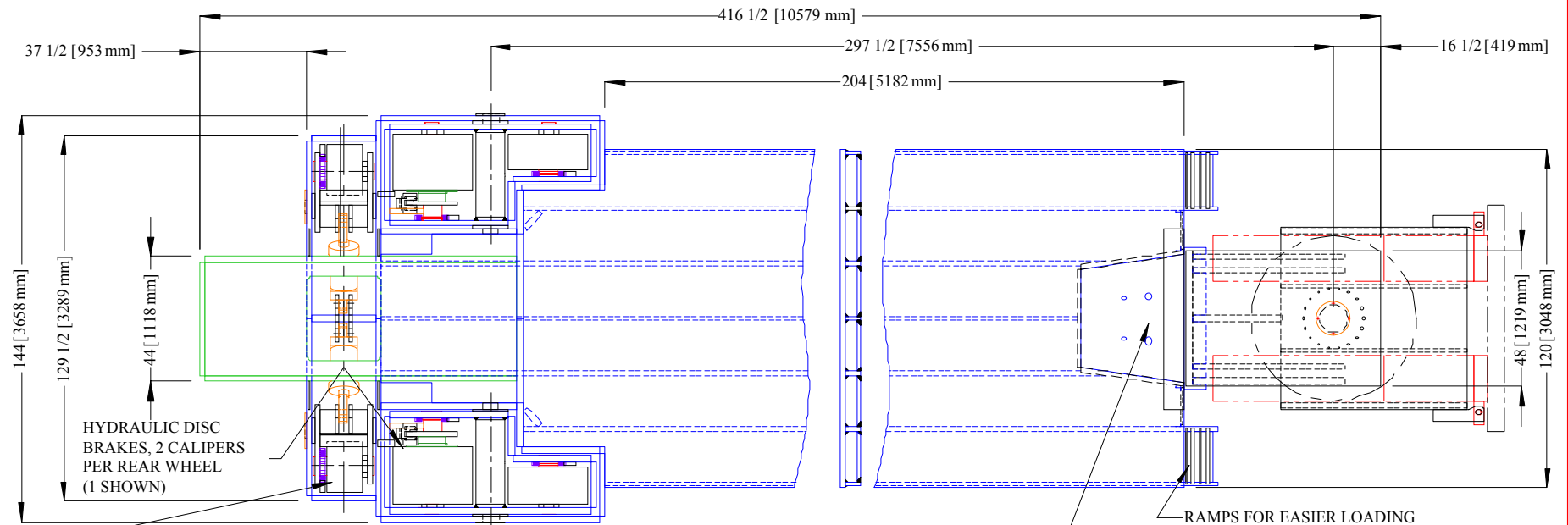
We take pride in our work. You can count on receiving the toughest, highest-quality, lowest-maintenance, trailer around. Our customers have always been happy with our quality.

Uimah is happy to design and build a miner trailer to meet your specific needs. Contact us for a free quotation.

Our expertise is not limited to trailers alone. Visit our Web site at www.uimahmachine.com for more information about our mining equipment and services.

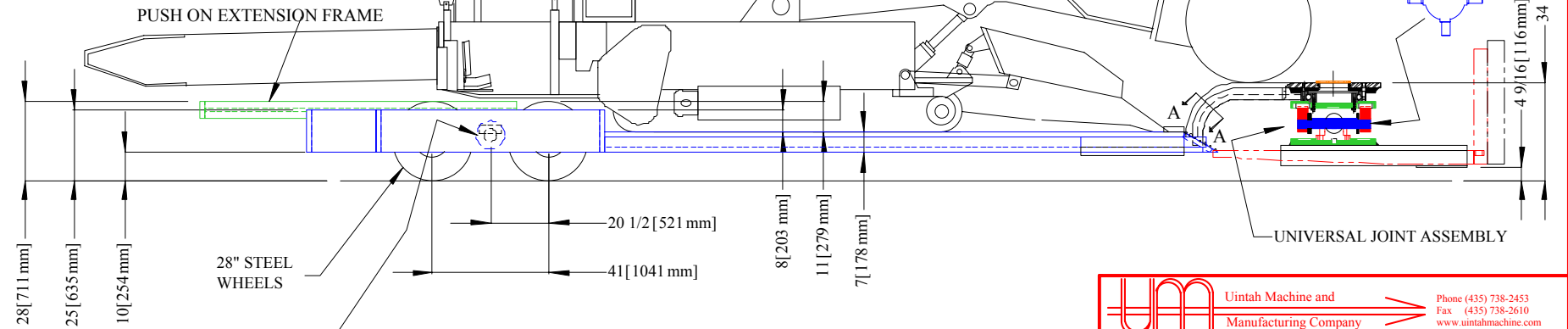
Click on blue links to view drawings and photos

Continuous miner or feeder breaker transport trailers	20501-0 PHOTO 1 PHOTO 2 PHOTO 3 25911-01
Shearer transport trailer	SHEARER1 SHEARER2
Combination trailer for hauling miners and shearers	COMBTRLR
	CONTENTS

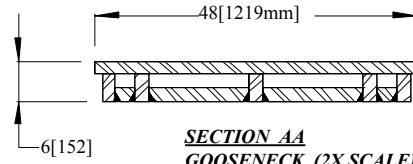


RETRACTABLE WHEELS WITH AXES AT 90° TO NORMAL DIRECTION OF TRAVEL FOR MANEUVERING IN DIFFICULT AREAS. WHEELS ARE LOWERED BY HYDRAULIC CYLINDERS TO LIFT THIS END OF TRAILER.

2 1/2" [63.5mm] PINS TO RETAIN DETACHABLE GOOSENECK



WHEEL BOX PIVOTS ABOUT THIS AXIS TO KEEP 4 WHEELS ON THE GROUND AT ALL TIMES



UM Uintah Machine and Manufacturing Company
 528 West Main P.O. Box 8 Duchesne, UT 84021
 Phone (435) 738-2453 Fax (435) 738-2610 www.uintahmachine.com

GENERAL ARRANGEMENT OF SNSK'S MINER TRAILER

LOADED WITH JOY 12CM12 MINER

DIMENSIONS: INCH[mm]

02/26/03	Jake Hamilton	1: 56
----------	---------------	-------

PATH, FILE NAME, OR DRAWING NUMBER 20501-01.TCW

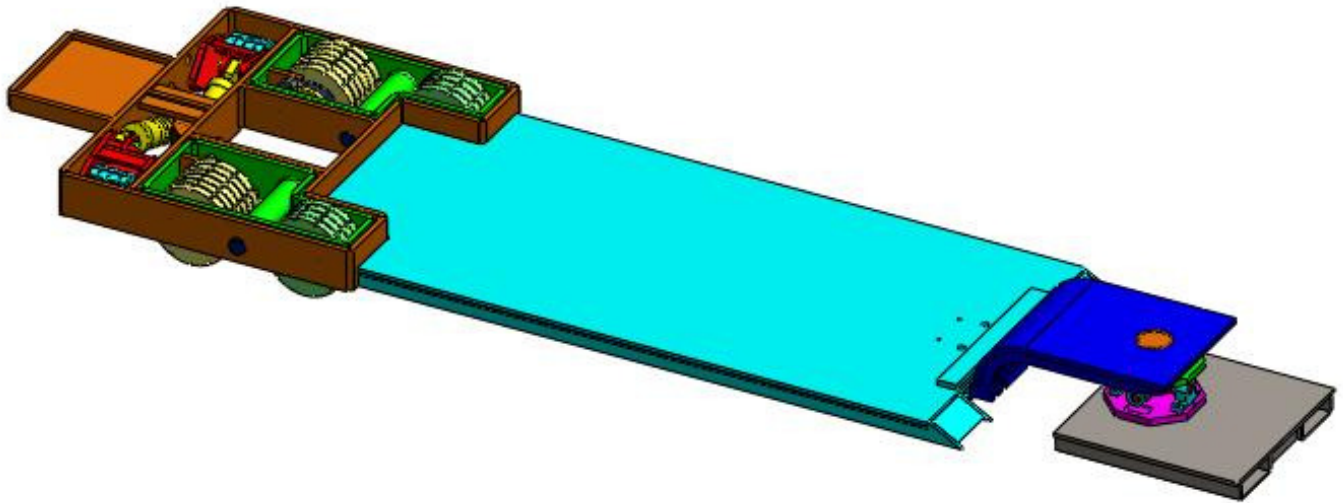
20501DIR\DWGS\20501-01.TCW



CONTENTS
MINER, SHEARER, COMBO

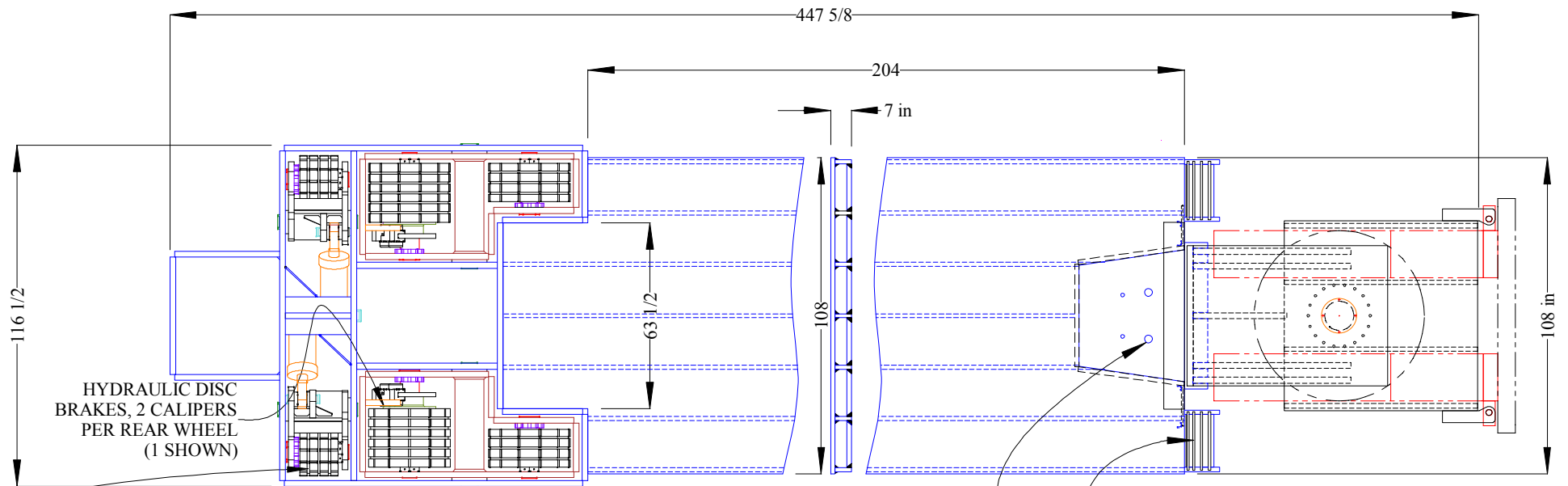


CONTENTS
MINER, SHEARER, COMBO



Miner Hauling Trailer

Uintah Machine Work Order # 25911

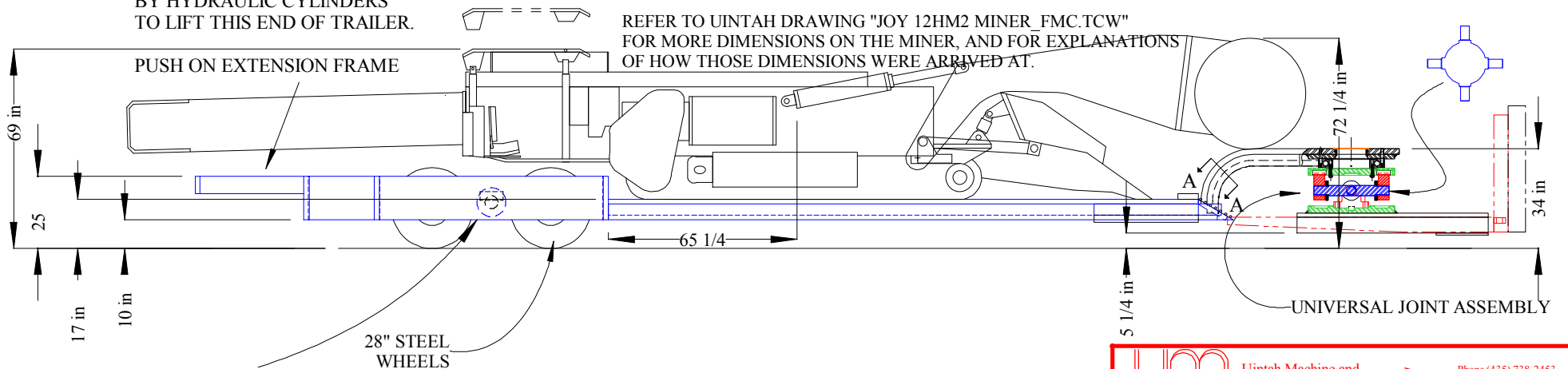


HYDRAULIC DISC BRAKES, 2 CALIPERS PER REAR WHEEL (1 SHOWN)

RETRACTABLE WHEELS WITH AXES AT 90° TO NORMAL DIRECTION OF TRAVEL FOR MANEUVERING IN DIFFICULT AREAS. WHEELS ARE LOWERED BY HYDRAULIC CYLINDERS TO LIFT THIS END OF TRAILER.

RAMPS FOR EASIER LOADING
RAMPS FOR EASIER LOADING

REFER TO UINTAH DRAWING "JOY 12HM2 MINER_FMC.TCW" FOR MORE DIMENSIONS ON THE MINER, AND FOR EXPLANATIONS OF HOW THOSE DIMENSIONS WERE ARRIVED AT.

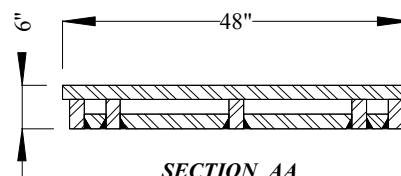


PUSH ON EXTENSION FRAME

WHEEL BOX PIVOTS ABOUT THIS AXIS TO KEEP 4 WHEELS ON THE GROUND AT ALL TIMES.

28" STEEL WHEELS

UNIVERSAL JOINT ASSEMBLY



SECTION AA
GOOSENECK (2X SCALE)

UM Uintah Machine and Manufacturing Company
528 West Main P.O. Box 8 Duchesne, UT 84021
Phone (435) 738-2453
Fax (435) 738-2610
www.uintahmachine.com

GENERAL ARRANGEMENT OF FMC MINER TRAILER

LOADED WITH JOY 12HM2 MINER

DIMENSIONS: INCH

DATE: 11/06/2009 DRWN BY: Bryce Hamilton SCALE: 1: 56

PATH, FILE NAME, OR DRAWING NUMBER Approval Drwg.tcw

Beg25750\25911dir\UM_Dwgs\Approval Drwg.tcw



Cookiesheet to gooseneck attachment



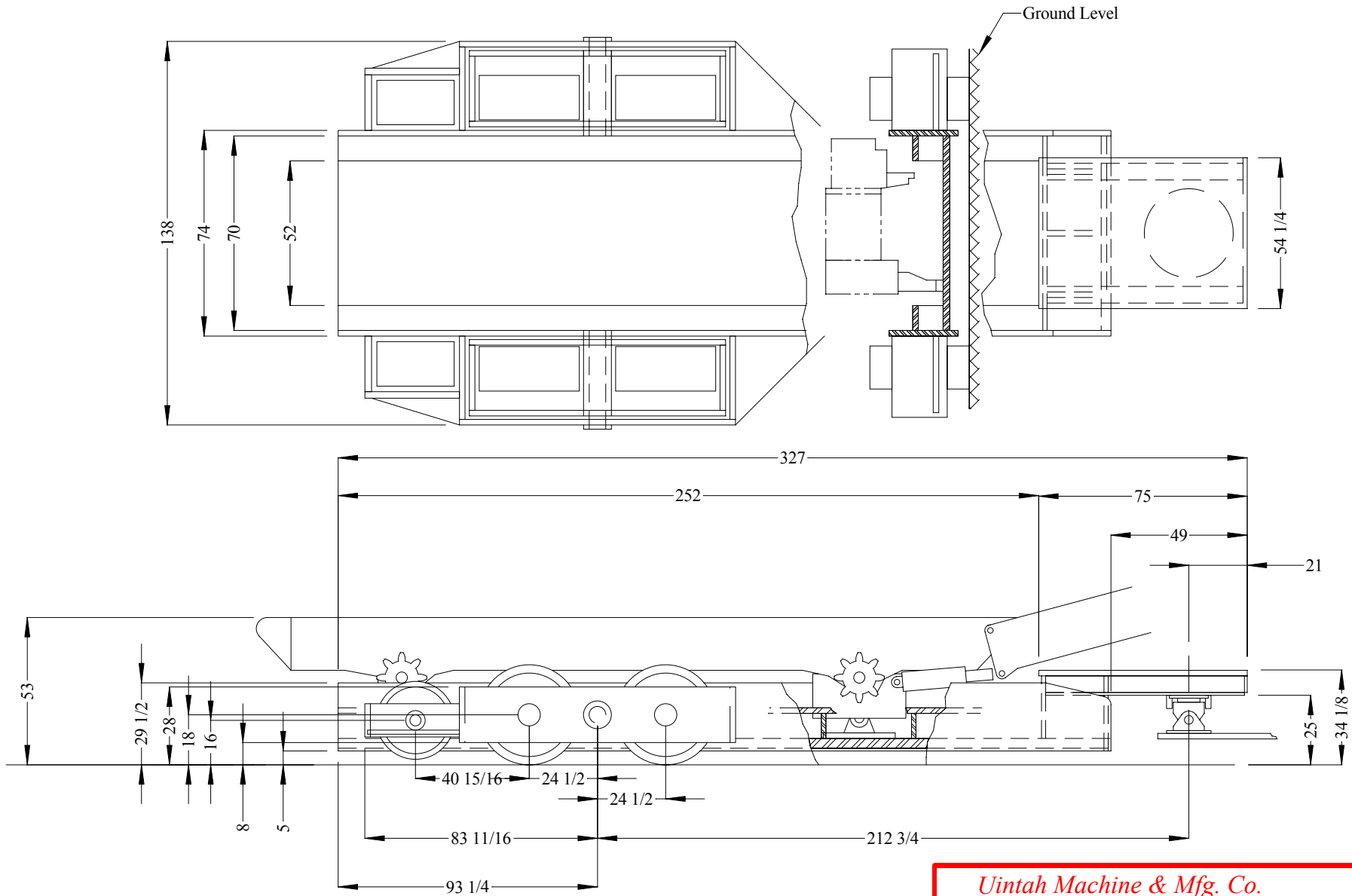
Another attachment of gooseneck to cookiesheet



A view of the wheel arrangement



Miner trailer in work, showing the reinforcement on the bottom



Uintah Machine & Mfg. Co.
 P.O. Box 8 Phone 801 738-2453
 Duchesne, UT. 84021 Fax 801 738-2506

SHEARER TRANSPORT TRAILER

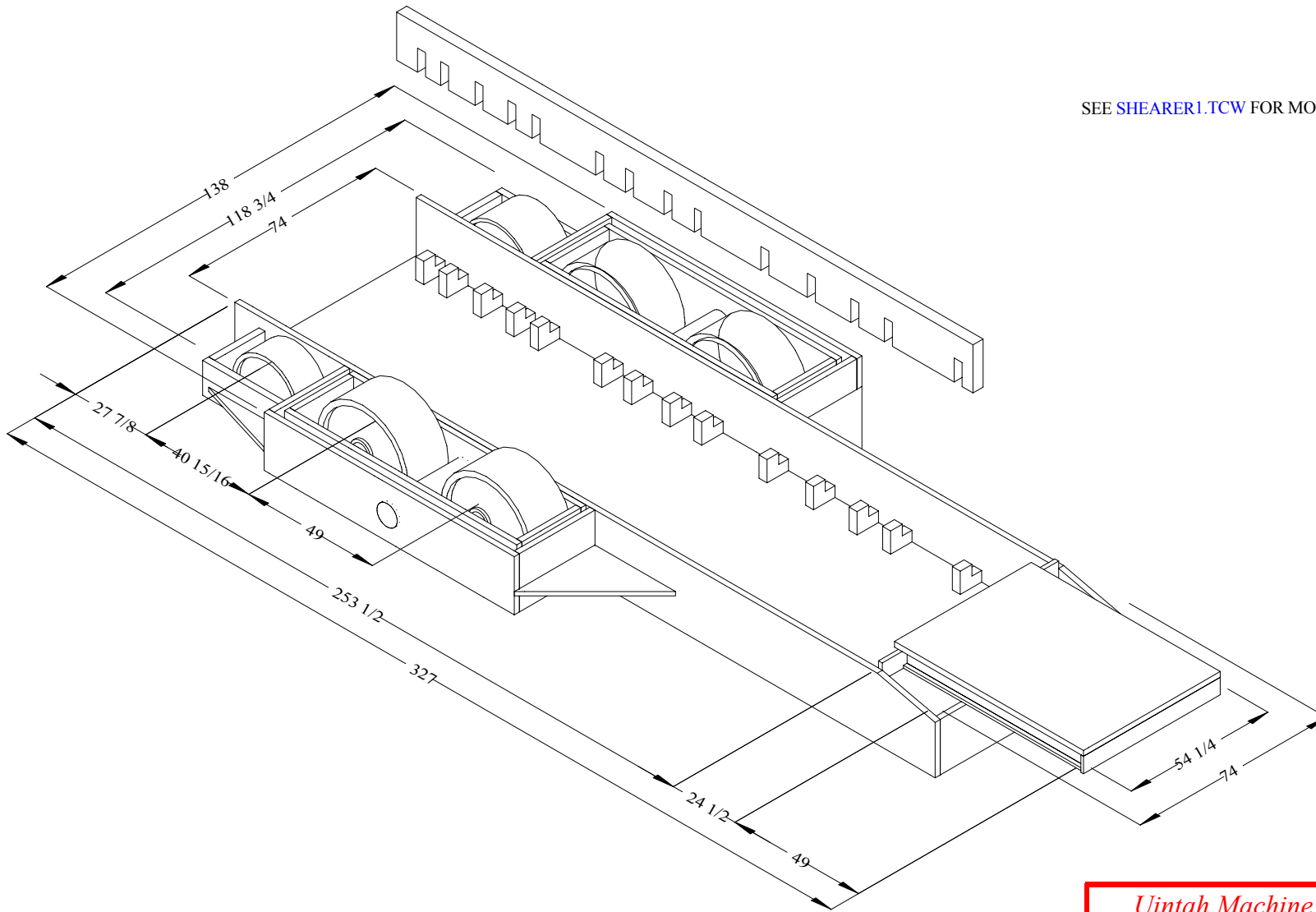
DATE:	DRWN BY: Jake Hamilton	SCALE: 1: 52
-------	------------------------	--------------

PATH, FILE NAME, OR DRAWING NUMBER SHEARER1.TCW

BIGSCANS/TRAILERS/SHEARER1.TIF

ORIGINALLY DRAWN 02/08/94 BY BH.
 THIS REVISION DRAWN 10/05/00 BY JH.

CONTENTS
 MINER, SHEARER COMBO



SEE SHEARER1.TCW FOR MORE DIMENSIONS

Utah Machine & Mfg. Co.

P.O. Box 8
Duchesne, UT. 84021

Phone 801 738-2453
Fax 801 738-2506

SHEARER TRANSPORT TRAILER

DATE: 10/05/00	DRWN BY: Jake Hamilton	SCALE: NTS
----------------	------------------------	------------

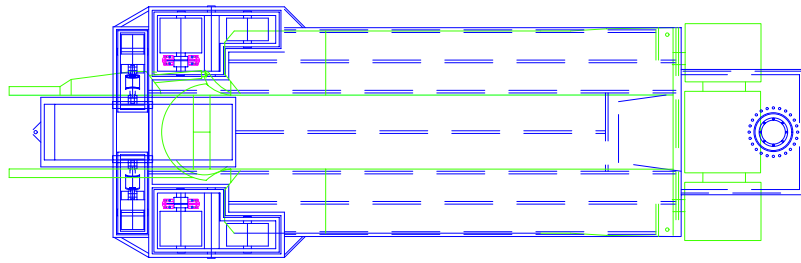
PATH, FILE NAME, OR DRAWING NUMBER	SHEARER2.TCW
------------------------------------	--------------

BIGSCANS\TRAILERS\SHEARER2.TIF

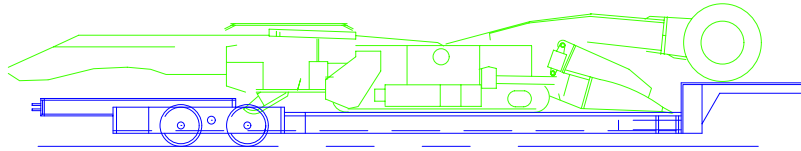
ORIGINALLY DRAWN 02/08/94 BY BFH.
THIS REVISION DRAWN 10/05/00 BY JBH.

CONTENTS

MINER, SHEARER, COMBO

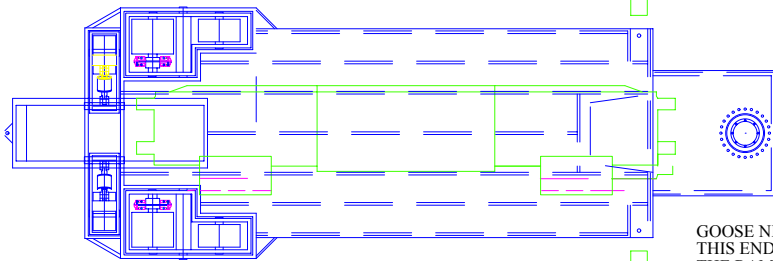


JOY 12CM12 MINER SHOWN LOADED
GOOSENECK IS DETACHED FOR LOADING FROM TRACTOR END.

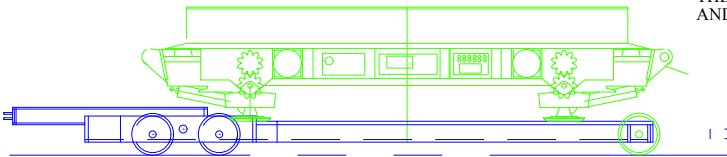


FRAME EXTENSION OR "STINGER" IS USED FOR HELPING TO PUSH THE TRAILER AROUND CORNERS AND FOR MOVING IT SIDEWAYS WHEN THE CROSS ROLLERS ARE DOWN.

DETACHABLE WHEELS

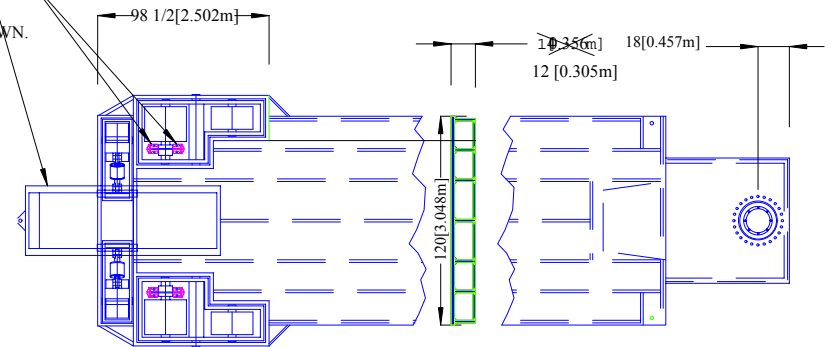


SHEARER HAULAGE APPARATUS NOT SHOWN



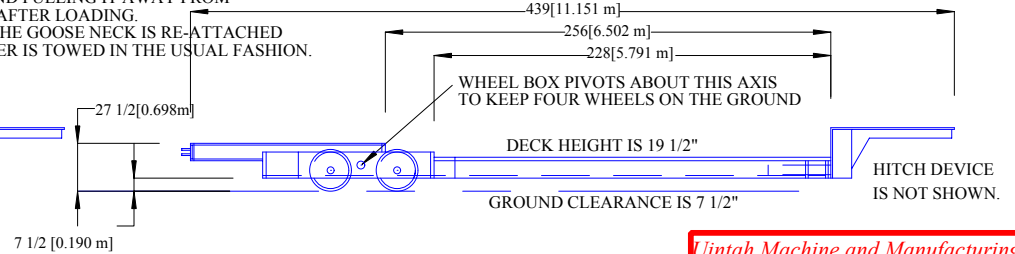
JOY 7LS SHEARER SHOWN LOADED
RANGING ARMS AND LUMP BREAKER SHOWN REMOVED

THERE WILL BE TWO MICO #02-520-238 BRAKE CALIPERS ON EACH BRAKE DISK. ONLY ON WHEEL ON EACH SIDE WILL HAVE BRAKES.



FOR LOADING THE SHEARER
GOOSE NECK IS DETACHED SO THIS END CAN BE POSITIONED TOWARD THE RAMP PAN. TWO DETACHEABLE WHEELS ARE ATTACHED FOR USE WHILE POSITIONING THE TRAILER AND PULLING IT AWAY FROM THE RAMP PAN AFTER LOADING. THEREAFTER, THE GOOSE NECK IS RE-ATTACHED AND THE TRAILER IS TOWED IN THE USUAL FASHION.

RETRACTABLE WHEELS WITH AXES AT 90° TO NORMAL DIRECTION OF TRAVEL. FOR MANEUVERING IN DIFFICULT AREAS.



CARRYING CAPACITY: 70 TONS
ESTIMATED EMPTY WEIGHT: 65,000#

QUOTES\BEG00JUL\8435DIR\PRMLNARY\BIG_TRLR\COMBTRLR.TCW

This drawing is the property of Uintah Machine and Mfg. Co. Information included in this drawing is proprietary and is not to be reproduced, distributed or disclosed except as specifically authorized in writing by Uintah Machine and Mfg. Co.

Uintah Machine and Manufacturing		DATE: 09/21/2000	DRAWN BY: BRUCE HARRISON
SCALE: 1/4" = 1' NTS		CHECKED:	
SHEARER / MINER TRANSPORT TRAILER			
CONCEPT DRAWING FOR SAN JUAN COAL			
FILE: 8435.DWG		COMBTRLR.TCW	

CONTENTS
MINER, SHEARER, COMBO